

BISON BASKETBALL HISTORY

Now in our 114th season

Coach Jim Valvano and co-captains Harvey Carter and Jack Darnell relax by the pool during a break in the 1973 Stetson Hatter Tournament in DeLand, Fla.



Year-by-Year Records

Year	Overall			Conference			Head Coach	Captain(s)
	W	L	Pct.	W	L	Pct.		
1895-96	1	3	.250				Student Coaches	D.H. Elliot
1896-97	4	1	.800				Student Coaches	R.B. Mulkie
1897-98	4	4	.400				Student Coaches	A.A. Smith
1898-99	3	5	.375				Student Coaches	C.A. Weymouth
1899-00	6	3	.667				Student Coaches	H.B. Wassell
1900-01	12	1	.923				Student Coaches	C.H. Elliott
1901-02	12	2	.857				Student Coaches	N/A
1902-03	10	0	1.000				Student Coaches	N/A
1903-04	7	5	.583				Student Coaches	Pat Cheesman
1904-05	8	1	.889				Student Coaches	George Cockill
1905-06	10	2	.833				Student Coaches	G.W. Leach
1906-07	10	1	.909				Student Coaches	James Lose
1907-08	12	0	1.000				Student Coaches	Charles O'Brien
1908-09	9	3	.750				George Hoskins	Charles O'Brien
1909-10	7	5	.583				George Hoskins	N.I. Craig
1910-11	5	6	.455				George Hoskins	John Kurtz
1911-12	10	6	.625				C. Fulmer	Herman Zehner
1912-13	4	13	.235				H.E. Zehner	H.V. Fisher
1913-14	4	8	.333				D. Schaffner	Dwite Schaffner
1914-15	5	11	.313				George Cockill	Joe Gidaniec
1915-16	10	3	.769				George Cockill	F.C. Brenner
1916-17*	11	5	.676				George Cockill	L.L. Garner
1917-18	11	3	.786				Malcolm Musser	Albert Elliott
1918-19	12	4	.750				Henry Benfer	Andrew Mathieson
1919-20	14	6	.700				Malcolm Musser	Franklin Townsend
1920-21	12	4	.750				Clarence Glass	N/A
1921-22	8	10	.444				Clarence Glass	John Dietrich
1922-23	9	11	.450				Clarence Glass	C.E. Glass
1923-24	1	5	.167				Harry McCormick	Anthony Wilsbach
1924-25	1	5	.167				Harry McCormick	G.H. Fritzinger
1925-26	8	4	.667				Malcolm Musser	Donald Rigg
1926-27	14	4	.778				John Plant	Stanley McCaskey
1927-28	16	5	.762				John Plant	Archie Seiler
1928-29	10	8	.556				John Plant	Louis Woodring
1929-30	6	12	.333				John Plant	Welland Wassworth
1930-31	6	11	.353				John Plant	Norman Ross
1931-32	7	9	.438				John Plant	James Logan
1932-33	6	8	.429				Malcolm Musser	William Smith
1933-34	2	16	.111				Malcolm Musser	Walter Gilleland
1934-35	0	14	.000				Malcolm Musser	N/A
1935-36	13	4	.765				Malcolm Musser	N/A
1936-37	9	7	.563				Malcolm Musser	N/A
1937-38	7	6	.538				Malcolm Musser	Harold Sager, William Foltz
1938-39	8	8	.500				Malcolm Musser	William Lane
1939-40	13	7	.650				Malcolm Musser	N/A
1940-41	10	7	.588				Malcolm Musser	N/A
1941-42	9	9	.500				Malcolm Musser	Ed Glass, Bob Snyder
1942-43	5	8	.385				John Sitarski	George Haines
1943-44	9	3	.750				J. Ellwood Ludwig	Frank Burns
1944-45	10	7	.588				J. Ellwood Ludwig	Lou Desci
1945-46	6	11	.353				J. Ellwood Ludwig	N/A
1946-47	11	8	.579				J. Ellwood Ludwig	Lou Desci
1947-48	5	17	.227				Jack Guy	N/A
1948-49	2	18	.100				Jack Guy	N/A
1949-50	5	16	.238				Jack Guy	N/A
1950-51	9	13	.409				Jack Guy	N/A
1951-52	8	16	.333				Jack Guy	Don Strassner, Joe Gallagher
1952-53	3	16	.158				Ben Kribbs	N/A
1953-54	4	16	.200				Ben Kribbs	N/A
1954-55	3	18	.143				Ben Kribbs	N/A
1955-56	10	14	.417				Ben Kribbs	Ben Slavitt, Norm Voorhees
1956-57	16	8	.667				Ben Kribbs	Skip Wieder, Marty Tannenbaum
1957-58	16	8	.667				Ben Kribbs	Skip Wieder, Ellis Harley
1958-59	16	7	.696				Ben Kribbs	Hal Danzig, Ellis Harley
1959-60	10	11	.476				Ben Kribbs	Tommy Thompson
1960-61	12	11	.522	5	6	.455	Ben Kribbs	Dick Kniffin, Joe Steiner
1961-62	7	15	.318	2	9	.182	Ben Kribbs	Joe Steiner, Mike Fadden
1962-63	7	16	.304	2	8	.200	Gene Evans	Tom Johnson
1963-64	8	13	.381	3	7	.300	Gene Evans	Don Hester
1964-65	11	13	.458	2	5	.286	Don Smith	Lorry Hathaway, John Matthews
1965-66	15	10	.600	7	2	.778	Don Smith	Larry Kozella
1966-67	11	11	.500	6	3	.667	Don Smith	Matt McMonigle, John Rodgers

Year	Overall			Conference			Head Coach	Captain(s)
	W	L	Pct.	W	L	Pct.		
1967-68	12	11	.522	4	6	.400	Don Smith	John Murphy
1968-69	13	11	.542	7	3	.700	Don Smith	Ed Farver, Craig Greenwood
1969-70	6	17	.261	3	8	.273	Don Smith	Vic Cegles, Jim Wherry
1970-71	9	14	.391	4	6	.400	Don Smith	William Peterson, Chris Riley
1971-72	5	18	.217	3	6	.333	Don Smith	Harvey Carter
1972-73	11	14	.440	6	4	.600	Jim Valvano	Harvey Carter, Jack Darnall
1973-74	8	16	.333	2	8	.200	Jim Valvano	Paul Kerr
1974-75	14	12	.538	4	5	.444	Jim Valvano	Tom McLean, Sam Stettler
1975-76	13	13	.500	5	5	.500	Charlie Woollum	Sam Stettler
1976-77	10	15	.400	5	5	.500	Charlie Woollum	Stephen Oristaglio
1977-78	13	15	.464	5	9	.357	Charlie Woollum	John Callaway, Tom McNichol
1978-79	18	9	.667	11	5	.688	Charlie Woollum	Pat Flannery, Len Klebanoff
1979-80	20	7	.741	13	3	.813	Charlie Woollum	Bob Barry, Pat Flannery
1980-81	12	16	.429	6	10	.375	Charlie Woollum	Al Leslie
1981-82	7	20	.259	3	13	.188	Charlie Woollum	Ray Moss, Deb Okorodudu
1982-83	17	11	.607	9	5	.643	Charlie Woollum	Ray Moss, Jay Wright
1983-84	24	5	.828	14	2	.875	Charlie Woollum	Ed Sigl, Cal Puriefoy
1984-85	19	10	.655	10	4	.714	Charlie Woollum	Jaye Andrews, Eric Hegedus
1985-86	17	12	.586	8	6	.571	Charlie Woollum	Steve Schrader
1986-87	22	9	.710	11	3	.786	Charlie Woollum	Mark Allsteadt, Steve Schrader, Chris Seneca
1987-88	16	12	.571	7	7	.500	Charlie Woollum	John Watson
1988-89	23	8	.742	11	3	.786	Charlie Woollum	Mike Butts, John Watson
1989-90	15	14	.517	6	8	.429	Charlie Woollum	Greg Leggett, Mike Joseph
1990-91	18	13	.581	7	5	.583	Charlie Woollum	Bill Courtney, Keith Fenton
1991-92	21	9	.700	11	3	.786	Charlie Woollum	Bill Courtney, Patrick King
1992-93	23	6	.793	13	1	.929	Charlie Woollum	Mike Bright, Paul Olkowski, Russell Peyton
1993-94	10	17	.370	6	8	.429	Charlie Woollum	Raymond Brown, Chris Simpson
1994-95	13	14	.481	11	3	.786	Pat Flannery	Brian Anderson, Sekou Hamer, Kevin Wenk
1995-96	17	11	.607	8	4	.667	Pat Flannery	Sekou Hamer, Kevin Wenk
1996-97	18	11	.621	9	3	.750	Pat Flannery	J.R. Holden, Gordon Mboya, Tom Welch
1997-98	13	15	.464	8	4	.667	Pat Flannery	J.R. Holden
1998-99	16	13	.552	9	3	.750	Pat Flannery	Willie Callahan, Max Wetzel
1999-00	17	11	.607	8	4	.667	Pat Flannery	Dan Bowen, Brian Muckle
2000-01	14	15	.483	4	8	.333	Pat Flannery	Bryan Bailey, Jake Ramage
2001-02	13	16	.448	8	6	.571	Pat Flannery	Bryan Bailey, Dan Blankenship
2002-03	14	15	.483	7	7	.500	Pat Flannery	Boakai Lalugba, Dan Blankenship
2003-04	14	15	.483	9	5	.643	Pat Flannery	Matt Quinn, Roland Webber
2004-05	24	9	.727	11	3	.786	Pat Flannery	Kevin Bettencourt, Charles Lee
2005-06	27	5	.844	14	0	1.000	Pat Flannery	Kevin Bettencourt, Charles Lee
2006-07	22	9	.710	13	1	.929	Pat Flannery	Abe Badmus, Donald Brown, Chris McNaughton
2007-08	12	19	.387	6	8	.429	Pat Flannery	John Griffin, Darren Mastropaolo, Rob Thomas
Total	1225	1091	.529*	346	250	.581		

* Includes one tie

Conference Affiliations:

1960-61 to 1973-74: Middle Atlantic Conference (56-81 — .409)

1974-75 to 1989-90: East Coast Conference (128-93 — .579)

1990-91 to present: Patriot League (162-76 — .681)

**1. AL LESLIE.....1,973**

Year	G	FG-A	Pct.	3FG-A	Pct.	FT-FTA	Pct.	Pts.
1977-78	27	152-321	.474	—	—	63-89	.708	367
1978-79	27	208-465	.447	—	—	89-117	.761	505
1979-80	27	227-493	.460	—	—	110-146	.753	564
1980-81	28	209-469	.446	—	—	119-144	.826	537
Totals	109	796-1748	.455	—	—	381-496	.768	1973

**2. BOB BARRY.....1,809**

Year	G	FG-A	Pct.	3FG-A	Pct.	FT-FTA	Pct.	Pts.
1976-77	25	191-435	.439	—	—	59-98	.602	441
1977-78	28	179-389	.460	—	—	48-80	.600	406
1978-79	27	222-452	.491	—	—	61-110	.555	505
1979-80	27	200-402	.498	—	—	57-100	.570	457
Totals	107	792-1678	.472	—	—	225-388	.580	1809

**3. MIKE BRIGHT.....1,670**

Year	G	FG-A	Pct.	3FG-A	Pct.	FT-FTA	Pct.	Pts.
1989-90	29	127-280	.454	27-85	.318	33-46	.717	314
1990-91	31	173-376	.460	50-138	.362	55-79	.696	451
1991-92	28	158-331	.477	66-171	.386	36-54	.667	418
1992-93	29	187-411	.455	63-187	.337	50-75	.667	487
Totals	117	645-1398	.461	206-581	.355	174-254	.685	1670

**4. KEVIN BETTENCOURT.....1,577**

Year	G	FG-A	Pct.	3FG-A	Pct.	FT-FTA	Pct.	Pts.
2002-03	29	100-280	.357	65-191	.340	56-67	.836	321
2003-04	29	119-334	.356	72-223	.323	122-149	.819	432
2004-05	33	122-343	.356	78-221	.353	95-107	.888	417
2005-06	32	120-301	.399	79-196	.403	88-111	.793	407
Totals	123	461-1258	.366	294-831	.354	361-434	.832	1577

**5. JAYE ANDREWS.....1,535**


Year	G	FG-A	Pct.	3FG-A	Pct.	FT-FTA	Pct.	Pts.
1981-82	27	87-201	.433	—	—	48-61	.787	222
1982-83	28	166-343	.484	—	—	51-80	.638	383
1983-84	29	184-353	.521	—	—	75-110	.682	443
1984-85	29	195-396	.492	—	—	97-123	.789	487
Totals	113	632-1293	.489	—	—	271-374	.725	1535

**6. CHRIS McNAUGHTON.....1,529**

Year	G	FG-A	Pct.	3FG-A	Pct.	FT-FTA	Pct.	Pts.
2003-04	29	142-214	.664	0-0	—	50-84	.595	334
2004-05	33	164-275	.596	0-2	.000	87-129	.674	415
2005-06	32	167-289	.578	2-6	.333	73-97	.753	409
2006-07	31	136-240	.567	2-6	.333	97-136	.713	371
Totals	125	609-1018	.598	4-14	.286	307-446	.688	1529

**7. MIKE JOSEPH.....1,518**

Year	G	FG-A	Pct.	3FG-A	Pct.	FT-FTA	Pct.	Pts.
1986-87	27	26-58	.448	8-21	.381	23-28	.821	83
1987-88	31	126-261	.483	62-115	.539	118-137	.861	432
1988-89	28	146-288	.507	65-116	.560	112-129	.868	469
1989-90	29	171-384	.445	48-134	.358	144-155	.929	534
Totals	115	469-991	.473	183-386	.474	397-449	.884	1518

**8. BILL COURTNEY.....1,499**

Year	G	FG-A	Pct.	3FG-A	Pct.	FT-FTA	Pct.	Pts.
1988-89	13	5-18	.278	0-2	.000	14-18	.778	24
1989-90	29	102-210	.486	18-43	.419	84-103	.816	306
1990-91	31	209-439	.476	41-110	.373	160-203	.788	619
1991-92	30	174-418	.416	60-161	.373	142-185	.768	550
Totals	103	490-1085	.452	119-316	.377	400-509	.786	1499

**9. MIKE BUTTS.....1,355**

Year	G	FG-A	Pct.	3FG-A	Pct.	FT-FTA	Pct.	Pts.
1985-86	29	110-189	.582	—	—	49-72	.681	269
1986-87	27	67-146	.459	0-1	.000	42-62	.677	176
1987-88	27	190-309	.615	0-1	.000	92-123	.748	472
1988-89	31	178-306	.582	0-0	—	82-121	.678	438
Totals	114	545-950	.574	0-2	.000	265-378	.701	1355

**10. JIM WHERRY.....1,346**

Year	G	FG-A	Pct.	3FG-A	Pct.	FT-FTA	Pct.	Pts.
1967-68	23	199-378	.526	—	—	72-111	.649	470
1968-69	24	168-358	.469	—	—	55-87	.632	424
1969-70	23	190-418	.455	—	—	72-142	.507	452
Totals	70	557-1154	.483	—	—	199-340	.585	1346

**11. BOAKAI LALUGBA.....1,334**


Year	G	FG-A	Pct.	3FG-A	Pct.	FT-FTA	Pct.	Pts.
1999-00	21	20-35	.571	0-0	—	5-17	.294	45
2000-01	29	168-311	.540	0-1	.000	84-181	.464	420
2001-02	29	173-311	.556	1-3	.333	84-148	.568	431
2002-03	29	157-318	.494	1-6	.167	123-221	.557	438
Totals	108	518-975	.531	2-10	.200	296-567	.522	1334

**12. J.R. HOLDEN.....1,327**

Year	G	FG-A	Pct.	3FG-A	Pct.	FT-FTA	Pct.	Pts.
1994-95	27	36-85	.424	10-30	.333	12-18	.667	94
1995-96	28	69-182	.379	29-88	.330	40-61	.656	207
1996-97	29	182-449	.405	72-194	.371	81-123	.659	517
1997-98	28	170-423	.402	69-205	.337	100-128	.781	509
Totals	112	457-1139	.401	180-517	.348	233-330	.706	1327

**13. CHRIS SIMPSON.....1,229**

Year	G	FG-A	Pct.	3FG-A	Pct.	FT-FTA	Pct.	Pts.
1990-91	8	2-10	.200	0-0	—	6-6	1.000	10
1991-92	30	95-206	.461	16-55	.291	71-96	.740	277
1992-93	29	175-349	.501	27-70	.386	114-144	.792	491
1993-94	22	139-334	.416	34-116	.293	139-169	.822	451
Totals	89	411-899	.457	77-241	.320	330-415	.795	1229

**14. LORRY HATHAWAY.....1,208**

Year	G	FG-A	Pct.	3FG-A	Pct.	FT-FTA	Pct.	Pts.
1962-63	23	151-385	.392	—	—	74-114	.649	376
1963-64	21	142-371	.383	—	—	78-109	.716	362
1964-65	24	185-447	.414	—	—	100-157	.637	470
Totals	68	478-1203	.397	—	—	252-380	.663	1208

**15. JOE STEINER.....1,200**

Year	G	FG-A	Pct.	3FG-A	Pct.	FT-FTA	Pct.	Pts.
1959-60	20	139-340	.409	—	—	40-55	.727	318
1960-61	23	220-489	.450	—	—	66-91	.725	506
1961-62	22	169-441	.383	—	—	38-57	.667	376
Totals	65	528-1270	.416	—	—	144-203	.709	1200

**16. DAN BOWEN.....1,193**

Year	G	FG-A	Pct.	3FG-A	Pct.	FT-FTA	Pct.	Pts.
1996-97	29	82-152	.539	0-0	—	51-71	.718	215
1997-98	28	94-166	.566	0-0	—	57-83	.687	245
1998-99	29	119-209	.569	0-1	.000	72-115	.626	310
1999-00	27	152-295	.515	8-24	.333	111-140	.793	423
Totals	113	447-822	.544	8-25	.320	291-409	.711	1193



17. JOE GALLAGHER 1,183

Year	G	FG-A	Pct.	3FG-A	Pct.	FT-FTA	Pct.	Pts.
1949-50	21	144-N/A	N/A	—	—	78-110	.709	366
1950-51	22	166-N/A	N/A	—	—	90-137	.657	422
1951-52	24	163-452	.361	—	—	69-115	.600	395
Totals	67	473-N/A	N/A	—	—	237-362	.655	1183



18. GERALD PURNELL 1,174

Year	G	FG-A	Pct.	3FG-A	Pct.	FT-FTA	Pct.	Pts.
1974-75	26	180-427	.467	—	—	107-135	.793	467
1975-76	25	157-379	.414	—	—	94-115	.817	408
1976-77	24	114-276	.413	—	—	71-90	.789	299
Totals	75	451-1082	.417	—	—	272-340	.800	1174



19. BRYAN BAILEY 1,167

Year	G	FG-A	Pct.	3FG-A	Pct.	FT-FTA	Pct.	Pts.
1998-99	23	12-35	.343	4-14	.286	13-20	.650	41
1999-00	28	106-216	.491	17-48	.354	89-124	.718	318
2000-01	27	139-304	.457	34-78	.436	165-221	.747	477
2001-02	19	106-247	.429	40-104	.385	79-103	.767	331
Totals	97	363-802	.453	95-244	.389	346-468	.739	1167



20. HAL DANZIG 1,163

Year	G	FG-A	Pct.	3FG-A	Pct.	FT-FTA	Pct.	Pts.
1956-57	24	133-358	.372	—	—	77-125	.616	343
1957-58	24	153-409	.374	—	—	120-181	.663	426
1958-59	23	146-385	.379	—	—	102-156	.654	386
Totals	71	432-1152	.375	—	—	299-462	.647	1163



21. CHARLES LEE 1,147

Year	G	FG-A	Pct.	3FG-A	Pct.	FT-FTA	Pct.	Pts.
2002-03	10	6-17	.353	2-7	.286	8-10	.800	22
2003-04	29	94-204	.461	14-54	.259	90-110	.818	292
2004-05	33	137-315	.435	46-109	.422	92-121	.760	412
2005-06	32	130-299	.435	43-115	.374	118-158	.747	421
Totals	104	367-835	.440	105-285	.368	308-399	.772	1147



22. GREG LEGGETT 1,141

Year	G	FG-A	Pct.	3FG-A	Pct.	FT-FTA	Pct.	Pts.
1986-87	8	4-9	.444	0-0	—	5-5	1.000	13
1987-88	28	84-164	.512	2-10	.200	44-78	.564	214
1988-89	31	127-229	.555	1-2	.500	74-105	.705	329
1989-90	29	224-446	.502	19-60	.317	118-171	.690	585
Totals	96	439-848	.518	22-72	.306	241-359	.671	1141



23. TED ACETO 1,118

Year	G	FG-A	Pct.	3FG-A	Pct.	FT-FTA	Pct.	Pts.
1985-86	28	82-182	.451	—	—	31-45	.689	195
1986-87	29	51-118	.432	6-22	.273	24-30	.800	132
1987-88	28	141-295	.478	25-61	.410	76-89	.854	383
1988-89	30	134-291	.460	44-93	.473	96-117	.821	408
Totals	115	408-886	.460	75-176	.426	227-281	.808	1118




24. BRIAN ANDERSON 1,092

Year	G	FG-A	Pct.	3FG-A	Pct.	FT-FTA	Pct.	Pts.
1992-93	(played at Penn State)							
1993-94	27	145-285	.509	5-21	.238	104-129	.806	399
1994-95	26	109-267	.408	6-25	.240	94-121	.777	318
1995-96	28	126-265	.475	11-23	.478	112-157	.713	375
Totals	81	380-817	.465	22-69	.319	310-407	.762	1092



25. JOHN GRIFFIN 1,084

Year	G	FG-A	Pct.	3FG-A	Pct.	FT-FTA	Pct.	Pts.
2004-05	33	67-159	.421	47-119	.395	47-56	.839	228
2005-06	32	36-102	.353	29-83	.349	24-33	.727	125
2006-07	31	93-234	.397	65-176	.369	74-89	.831	325
2007-08	31	115-303	.380	79-217	.364	97-125	.776	406
Totals	127	311-798	.390	220-595	.370	242-303	.799	1084



26. CHRIS SENECA 1,082

Year	G	FG-A	Pct.	3FG-A	Pct.	FT-FTA	Pct.	Pts.
1983-84	1	0-0	—	—	—	2-2	1.000	2
1984-85	29	128-255	.502	—	—	87-107	.813	343
1985-86	29	121-256	.473	—	—	78-109	.716	320
1986-87	31	119-280	.425	67-141	.475	112-146	.767	417
Totals	90	368-791	.465	67-141	.475	279-364	.766	1082



27. STEVE SIGL 1,064

Year	G	FG-A	Pct.	3FG-A	Pct.	FT-FTA	Pct.	Pts.
1976-77	19	50-100	.500	—	—	21-31	.677	121
1977-78	28	77-151	.510	—	—	51-70	.729	205
1978-79	26	147-288	.510	—	—	88-113	.779	382
1979-80	27	136-283	.481	—	—	84-115	.730	356
Totals	100	410-822	.499	—	—	244-329	.742	1064




28. GORDON MBOYA 1,041

Year	G	FG-A	Pct.	3FG-A	Pct.	FT-FTA	Pct.	Pts.
1993-94	27	85-223	.381	48-137	.350	65-76	.855	283
1994-95	26	63-149	.423	33-81	.407	42-52	.808	201
1995-96	27	44-121	.364	25-72	.347	15-21	.714	128
1996-97	29	136-307	.443	48-138	.348	109-144	.757	429
Totals	109	328-800	.410	154-428	.360	231-293	.788	1041



29. MARK ATKINSON 1,029

Year	G	FG-A	Pct.	3FG-A	Pct.	FT-FTA	Pct.	Pts.
1984-85	29	97-179	.542	—	—	86-120	.717	280
1985-86	24	114-230	.496	—	—	60-83	.723	288
1986-87	31	171-315	.543	0-0	—	119-154	.773	461
Totals	84	382-724	.428	0-0	—	265-357	.742	1029




30. SEKOU HAMER 1,027

Year	G	FG-A	Pct.	3FG-A	Pct.	FT-FTA	Pct.	Pts.
1992-93	17	10-23	.435	5-10	.500	15-17	.882	40
1993-94	27	122-297	.411	34-110	.309	42-59	.712	320
1994-95	27	115-247	.466	29-73	.397	56-81	.691	315
1995-96	28	111-263	.422	42-125	.336	88-118	.746	352
Totals	99	358-830	.431	110-318	.346	201-275	.731	1027



31. MARK ALLSTEADT 1,020

Year	G	FG-A	Pct.	3FG-A	Pct.	FT-FTA	Pct.	Pts.
1984-85	29	116-237	.489	—	—	37-58	.638	269
1985-86	28	152-310	.490	—	—	46-64	.719	350
1986-87	31	150-328	.457	36-82	.439	65-91	.714	401
Totals	88	418-875	.478	36-82	.439	148-213	.695	1020



32. HARVEY CARTER 1,013

Year	G	FG-A	Pct.	3FG-A	Pct.	FT-FTA	Pct.	Pts.
1970-71	23	139-278	.500	—	—	47-78	.603	325
1971-72	22	138-306	.451	—	—	50-80	.625	326
1972-73	25	152-322	.472	—	—	58-93	.624	362
Totals	70	429-906	.474	—	—	155-251	.618	1013



33. PATRICK KING 1,007

Year	G	FG-A	Pct.	3FG-A	Pct.	FT-FTA	Pct.	Pts.
1989-90	10	3-8	.375	0-0	—	2-3	.667	8
1990-91	31	132-197	.670	0-0	—	125-161	.776	389
1991-92	30	202-323	.625	1-5	.200	205-244	.840	610
Totals	71	337-528	.638	1-5	.200	332-408	.814	1007

SCORING

POINTS, CAREER—THE 1,000-POINT CLUB

1.	Al Leslie	1977-81	1973
2.	Bob Barry	1976-80	1809
3.	Mike Bright	1989-93	1670
4.	Kevin Bettencourt	2002-06	1577
5.	Jaye Andrews	1981-85	1535
6.	Chris McNaughton	2003-07	1529
7.	Mike Joseph	1986-90	1518
8.	Bill Courtney	1988-92	1499
9.	Mike Butts	1985-89	1355
10.	Jim Wherry	1967-70	1346
11.	Boakai Lalugba	1999-03	1334
12.	J.R. Holden	1994-98	1327
13.	Chris Simpson	1990-94	1229
14.	Lorry Hathaway	1962-65	1208
15.	Joe Steiner	1959-62	1200
16.	Dan Bowen	1997-00	1193
17.	Joe Gallagher	1949-52	1183
18.	Gerald Purnell	1974-77	1174
19.	Bryan Bailey	1998-02	1167
20.	Hal Danzig	1956-59	1163
21.	Charles Lee	2002-06	1147
22.	Greg Leggett	1986-90	1141
23.	Ted Aceto	1985-89	1118
24.	Brian Anderson	1993-96	1092
25.	John Griffin	2004-08	1084
26.	Chris Seneca	1984-87	1082
27.	Steve Sigl	1976-80	1064
28.	Gordon Mboya	1993-97	1041
29.	Mark Atkinson	1984-87	1029
30.	Sekou Hamer	1992-96	1027
31.	Mark Allsteadt	1984-87	1020
32.	Harvey Carter	1970-73	1013
33.	Patrick King	1989-92	1007

POINTS PER GAME, CAREER

	Years	GP	Pts.	Avg.
1.	Jim Wherry	1967-70	70	1346 19.2
2.	Joe Steiner	1959-62	65	1200 18.5
3.	Al Leslie	1977-81	109	1973 18.1
4.	Lorry Hathaway	1962-65	68	1208 17.7
5.	Joe Gallagher	1949-52	67	1183 17.7
6.	Bob Barry	1976-80	107	1809 16.9
7.	Hal Danzig	1956-59	71	1163 16.4
8.	Gerald Purnell	1974-77	75	1174 15.6
9.	Tom Schneider	1966-69	63	968 15.4
10.	Bill Courtney	1988-92	103	1499 14.6
11.	Harvey Carter	1970-73	70	1013 14.5
12.	Don Strassner	1949-52	61	880 14.4
13.	Mike Bright	1989-93	117	1670 14.3
14.	Patrick King	1989-92	71	1007 14.2
15.	Chris Simpson	1990-94	89	1229 13.8
16.	Jaye Andrews	1981-85	113	1535 13.6
17.	Mike Joseph	1986-90	115	1518 13.2
18.	Kevin Bettencourt	2002-06	123	1577 12.8
19.	Craig Greenwood	1966-69	69	877 12.7
20.	Matt McMonigle	1964-67	62	779 12.6

POINTS, SEASON

1.	Bill Courtney	1990-91	619
2.	Patrick King	1991-92	610
3.	Greg Leggett	1989-90	585
4.	Al Leslie	1979-80	564
5.	Bill Courtney	1991-92	550
6.	Al Leslie	1980-81	537
7.	Mike Joseph	1989-90	534
8.	J.R. Holden	1996-97	517
9.	J.R. Holden	1997-98	509
10.	Joe Steiner	1960-61	506

POINTS PER GAME, SEASON

	Year	GP	Pts.	Avg.
1.	Joe Steiner	1960-61	23	506 22.0
2.	Al Leslie	1979-80	27	564 20.9
3.	Chris Simpson	1993-94	22	451 20.5
4.	Jim Wherry	1967-68	23	470 20.4
5.	Patrick King	1991-92	30	610 20.3
6.	Greg Leggett	1989-90	29	585 20.2
7.	Dick Kniffin	1960-61	14	281 20.1
8.	Bill Courtney	1990-91	31	619 19.9
9.	Jim Wherry	1969-70	23	452 19.7
10.	Lorry Hathaway	1964-65	24	470 19.6

POINTS, FRESHMAN

1.	Gerald Purnell	1974-75	467
2.	Bob Barry	1976-77	441
3.	Al Leslie	1977-78	367
4.	Chris McNaughton	2003-04	334
5.	Kevin Bettencourt	2002-03	321
6.	Mike Bright	1989-90	314
7.	Tom McLean	1973-74	288
8.	Gordon Mboya	1993-94	283
9.	Mark Atkinson	1984-85	280
10.	Mike Butts	1985-86	269

POINTS, GAME

45*	Al Leslie	American, 1/12/80
42	Jim Wherry	Penn State, 12/18/67
	Kevin Bettencourt	St. Francis (Pa.), 12/6/03
41	Joe Steiner	LaSalle, 2/7/62
	Al Leslie	West Chester, 2/18/81
40	Joe Steiner	Lehigh, 2/25/61
39	Lorry Hathaway	Delaware, 3/2/65
	Patrick King	Lafayette, 2/1/92
	Brian Anderson	Colgate, 2/2/94
37	George Haines	Lebanon Valley, 1/19/42
	Al Leslie	Rider, 1/31/80
	Bill Courtney	St. Francis (Pa.), 12/8/90
36	Marty McKibbin	Dickinson, 2/26/52
	Mike Butts	Duquesne, 12/21/87
35	Joe Gallagher	Rutgers, 2/5/52
34	Joe Gallagher	Gettysburg, 2/17/51
	Lorry Hathaway	Penn State, 1/8/63
	Sam Penrose	Lafayette, 1/29/63
	John Matthews	Scranton, 12/17/63
	Hal Smoker	Westminster, 2/10/61
	Al Leslie	Drexel, 1/15/79
	Boakai Lalugba	George Wash., 11/30/02


*Indicates modern record; John Anderson scored 80 points against Philadelphia College of Pharmacy in 1903.

TEAM POINTS, SEASON

1.	1988-89	2510
2.	1990-91	2472
3.	1986-87	2449
4.	1991-92	2441
5.	1992-93	2350
6.	1987-88	2331
7.	1993-94	2243
8.	1989-90	2232
9.	2005-06	2114
10.	2004-05	2097

TEAM SCORING AVERAGE, SEASON

1.	1987-88	83.3
2.	1993-94	83.1
3.	1991-92	81.4
4.	1992-93	81.0
5.	1988-89	81.0
6.	1967-68	80.3
7.	1990-91	79.7



8.	1986-87	79.0
9.	1968-69	78.0
10.	1978-79	77.4

TEAM SCORING DEFENSE, SEASON (SINCE 1947)

1.	1947-48	47.4
2.	1948-49	51.4
3.	2005-06	55.6
4.	2006-07	57.8
5.	2002-03	58.8
6.	2004-05	59.0
7.	1952-53	60.6
8.	2003-04	60.7
9.	2001-02	61.8
10.	1981-82	62.1

FIELD GOALS

FIELD GOALS MADE, GAME

20, Joe Steiner vs. LaSalle, Feb. 7, 1962

FIELD GOALS ATTEMPTED, GAME

34, Joe Steiner vs. Temple, Feb. 14, 1961

FIELD-GOAL PCT., GAME

1.000, (most), Donald Brown, 10-for-10 vs. Lehigh, Jan. 14, 2004

FIELD GOALS MADE, SEASON

1.	Al Leslie	1979-80	227
2.	Greg Leggett	1989-90	224
3.	Bob Barry	1978-79	222
4.	Joe Steiner	1960-61	220
5.	Bill Courtney	1990-91	209
	Al Leslie	1980-81	209
7.	Al Leslie	1978-79	208
8.	Patrick King	1991-92	202
9.	Bob Barry	1979-80	200
10.	Jim Wherry	1967-68	199

FIELD GOALS MADE, CAREER

1.	Al Leslie	1977-81	796
2.	Bob Barry	1976-80	792
3.	Mike Bright	1989-93	645
4.	Jaye Andrews	1981-85	632
5.	Chris McNaughton	2003-07	609
6.	Jim Wherry	1967-70	557
7.	Mike Butts	1985-89	545
8.	Joe Steiner	1959-62	528
9.	Boakai Lalugba	1999-03	518
10.	Bill Courtney	1988-92	490

The Record Book

11.	Lorry Hathaway	1962-65	478
12.	Joe Gallagher	1949-52	473
13.	Mike Joseph	1986-90	469
14.	Kevin Bettencourt	2002-06	461
15.	J.R. Holden	1994-98	457
16.	Gerald Purnell	1974-77	451
17.	Dan Bowen	1996-00	447
18.	Greg Leggett	1986-90	439
19.	Hal Danzig	1956-59	432
20.	Harvey Carter	1970-73	429

FIELD GOALS ATTEMPTED, SEASON

1.	Al Leslie	1979-80	493
2.	Joe Steiner	1960-61	489
3.	Al Leslie	1980-81	469
4.	Al Leslie	1978-79	465
5.	Bob Barry	1978-79	452
	Joe Gallagher	1951-52	452
7.	J.R. Holden	1996-97	449
8.	Lorry Hathaway	1964-65	447
9.	Greg Leggett	1989-90	446
10.	Joe Steiner	1961-62	441

FIELD GOALS ATTEMPTED, CAREER

1.	Al Leslie	1977-81	1748
2.	Bob Barry	1976-80	1678
3.	Mike Bright	1989-93	1398
4.	Jaye Andrews	1981-85	1293
5.	Joe Steiner	1959-62	1270
6.	Kevin Bettencourt	2002-06	1258
7.	Lorry Hathaway	1962-64	1203
8.	Jim Wherry	1967-70	1154
9.	Hal Danzig	1956-59	1152
10.	J.R. Holden	1994-98	1139
11.	Bill Courtney	1988-92	1085
12.	Gerald Purnell	1974-77	1082
13.	Chris McNaughton	2003-07	1018
14.	Mike Joseph	1986-90	991
15.	Boakai Lalugba	1999-03	974
16.	Mike Butts	1985-90	950
17.	Harvey Carter	1970-73	906
18.	Chris Simpson	1990-94	899
19.	John Rodgers	1964-67	898
20.	Ted Aceto	1985-89	886

FIELD GOAL PCT., SEASON (MIN. 75 MADE)

	Year	FGM-FGA	Pct.
1.	Patrick King	1990-91	132-197 .670
2.	Chris McNaughton	2003-04	142-214 .664
3.	Patrick King	1991-92	202-323 .625
4.	Matt Romberger	1983-84	81-131 .618
5.	Mike Butts	1987-88	190-309 .615
6.	Kihlon Golden	1995-96	92-152 .605
7.	Chris McNaughton	2004-05	164-275 .596
8.	Mike Butts	1985-86	110-189 .582
9.	Mike Butts	1988-89	178-306 .582
10.	Stephen Tyree	2007-08	77-133 .579

FIELD GOAL PCT., CAREER (MIN. 150 MADE)

	Years	FGM-FGA	Pct.
1.	Patrick King	1989-92	337-528 .638
2.	Chris McNaughton	2003-07	609-1018 .598
3.	Mike Butts	1985-89	545-950 .574
4.	Kihlon Golden	1992-96	333-598 .557
5.	Dan Bowen	1996-00	447-822 .544
6.	Donald Brown	2003-07	315-581 .542
7.	Boakai Lalugba	1999-03	518-974 .532
8.	Darren Mastropalo	2004-08	195-367 .531
9.	Bo Heiden	1985-89	366-690 .530
10.	Tom Schneider	1966-69	410-775 .529
11.	Mark Atkinson	1984-87	382-724 .528

12.	John Watson	1985-89	273-520 .525
13.	Greg Leggett	1986-90	439-848 .518
14.	Tom Welch	1993-97	175-345 .507
15.	Sam Stettler	1973-76	283-559 .506
16.	Steve Sigl	1976-80	410-822 .499
17.	Eric Hegedus	1981-85	252-506 .498
18.	Ed Sigl	1981-84	295-594 .497
19.	Russell Peyton	1989-93	215-435 .494
20.	Valter Karavanic	1996-00	387-784 .494

TEAM FIELD GOALS MADE, SEASON

1.	1988-89	880
2.	1986-87	874
3.	1992-93	871
4.	1990-91	861
5.	1991-92	860

TEAM FIELD GOALS ATTEMPTED, SEASON

1.	1992-93	1870
2.	1977-78	1862
3.	1974-75	1823
4.	1986-87	1814
	1990-91	1814

TEAM FIELD GOAL PERCENTAGE, SEASON

1.	1987-88	.519 (850/1637)
2.	1983-84	.514 (785/1527)
3.	1988-89	.514 (880/1713)
4.	1984-85	.494 (808/1635)
5.	1985-86	.483 (832/1722)

TEAM FIELD GOALS MADE, GAME

50, vs. Rochester, Jan. 7, 1975

50, vs. Albright, Jan. 15, 1969

TEAM FIELD GOALS ATTEMPTED, GAME

105, vs. Rutgers, Feb. 5, 1952

TEAM FIELD GOAL PERCENTAGE, GAME

.717 (33-46), vs. Navy, Jan. 17, 2004

TEAM FIELD GOAL PERCENTAGE, HALF

.857 (18-21), vs. Lafayette, Feb. 2, 1991

3-POINT FGS (SINCE 1986-87)

3-POINT FGS MADE, GAME

11, Kevin Bettencourt vs. St. Francis (Pa.), Dec. 6, 2003

3-POINT FGS ATTEMPTED, GAME


16, Kevin Bettencourt vs. St. Francis (Pa.), Dec. 6, 2003

3-POINT FIELD GOALS MADE, SEASON

1.	John Griffin	2007-08	79
	Kevin Bettencourt	2005-06	79
3.	Kevin Bettencourt	2004-05	78
4.	Kevin Bettencourt	2003-04	72
	J.R. Holden	1996-97	72
6.	J.R. Holden	1997-98	69
7.	Chris Seneca	1986-87	67
8.	Mike Bright	1991-92	66
9.	John Griffin	2006-07	65
	Kevin Bettencourt	2002-03	65
	Mike Joseph	1987-88	65

3-POINT FIELD GOALS MADE, CAREER

1.	Kevin Bettencourt	2002-06	294
2.	John Griffin	2004-08	220
3.	Mike Bright	1989-93	206
4.	Mike Joseph	1986-90	183
5.	J.R. Holden	1994-98	180
6.	Gordon Mboya	1993-97	154



MIKE JOSEPH

7.	Valter Karavanic	1996-00	126
8.	Bill Courtney	1988-92	119
9.	Dave Steigerwald	1992-96	111
10.	Sekou Hamer	1992-96	110
11.	Jason Vegotsky	2005-pres.	107
	Jake Ramage	1997-01	107
13.	Charles Lee	2002-06	105
14.	Bryan Bailey	1998-02	95
15.	Keith Fenton	1987-91	83
16.	Justin Castleberry	2005-pres.	81
	Willie Callahan	1995-99	81
18.	Chris Simpson	1990-94	77
19.	Ted Aceto	1985-89	75
20.	Matt Quinn	2000-04	71

3-POINT FIELD GOALS ATTEMPTED, SEASON

1.	Kevin Bettencourt	2003-04	223
2.	Kevin Bettencourt	2004-05	221
3.	John Griffin	2007-08	217
4.	J.R. Holden	1997-98	205
5.	Kevin Bettencourt	2005-06	196
6.	J.R. Holden	1996-97	194
7.	Kevin Bettencourt	2002-03	191
8.	Mike Bright	1992-93	187
9.	John Griffin	2006-07	176
10.	Mike Bright	1991-92	171

3-POINT FIELD GOALS ATTEMPTED, CAREER

1.	Kevin Bettencourt	2002-06	831
2.	John Griffin	2004-08	595
3.	Mike Bright	1989-93	581
4.	J.R. Holden	1994-98	517
5.	Gordon Mboya	1993-97	428
6.	Mike Joseph	1986-90	386
7.	Valter Karavanic	1996-00	350
8.	Sekou Hamer	1992-96	318
9.	Bill Courtney	1988-92	316
10.	Charles Lee	2002-06	285
11.	Jake Ramage	1997-01	284
12.	Dave Steigerwald	1992-96	275
13.	Jason Vegotsky	2005-pres.	269
14.	Willie Callahan	1995-99	256
15.	Matt Quinn	2000-04	245
16.	Bryan Bailey	1998-02	244
17.	Chris Simpson	1990-94	241
18.	Dan Blankenship	1999-03	215
19.	Keith Fenton	1987-91	212
20.	Justin Castleberry	2005-pre.	211

3-POINT FG PCT., SEASON (MIN. 25 MADE)

	Year	FGM-FGA	Pct.
1. Mike Joseph	1987-88	65-116	.560
2. Jason Vegotsky	2005-06	29-53	.547
3. Mike Joseph	1988-89	62-115	.539
4. Steve Schrader	1986-87	34-68	.500
Chris Rodgers	2001-02	26-52	.500
6. Chris Seneca	1986-87	67-141	.475
7. Bo Heiden	1987-88	28-59	.475
8. Ted Aceto	1988-89	44-93	.473
9. Matt Clark	1992-93	38-82	.463
10. Dave Steigerwald	1994-95	44-99	.444

3-POINT FG PCT., CAREER (MIN. 50 MADE)

	Years	FGM-FGA	Pct.
1. Chris Seneca	1983-87	67-141	.475
2. Mike Joseph	1986-90	183-386	.474
3. Bo Heiden	1985-89	59-137	.431
4. Ted Aceto	1985-89	75-176	.426
5. Dave Steigerwald	1992-96	111-275	.404
6. Jason Vegotsky	2005-pres. 107-269	.398	
7. Keith Fenton	1987-91	83-212	.392
8. Bryan Bailey	1998-02	95-244	.389
9. Justin Castleberry	2005-pres. 81-211	.384	
10. Jake Ramage	1997-01	107-284	.377
11. Bill Courtney	1988-92	119-316	.377
12. John Griffin	2004-08	220-595	.370
13. Charles Lee	2002-06	105-285	.368
14. Valter Karavanic	1996-00	126-350	.360
15. Gordon Mboya	1993-97	154-428	.360
16. Mike Bright	1989-93	206-581	.355
17. Abe Badmus	2003-07	62-175	.354
18. Kevin Bettencourt	2002-06	294-831	.354
19. J.R. Holden	1994-98	180-517	.348
20. Sekou Hamer	1992-96	110-318	.346

TEAM 3-POINT FGs MADE, SEASON

1. 2004-05	218
2. 2007-08	212
3. 2005-06	196
4. 1996-97	190
5. 2006-07	188
1997-98	188

TEAM 3-POINT FGs ATTEMPTED, SEASON

1. 2007-08	620
2. 2004-05	591
3. 1996-97	559
4. 1997-98	520
5. 1998-99	511

TEAM 3-POINT FG PERCENTAGE, SEASON

1. 1987-88	.470 (154/328)
2. 1988-89	.461 (160/347)
3. 1986-87	.451 (158/350)
4. 2005-06	.390 (196/503)
5. 1994-95	.387 (132/341)

TEAM 3-POINT FG MADE, GAME

15, at Villanova, Nov. 18, 2007

TEAM 3-POINT FG ATTEMPTS, GAME

34, at Colgate, Jan. 25, 1992

TEAM 3-POINT FG PCT., GAME (MIN. 10 ATT.)

.900 (9-10), vs. Lycoming, Dec. 11, 1987

MOST PLAYERS MAKING 3-POINT FG, GAME

6, eight times, most recently Jan. 27, 2007 (vs. Army)

FREE THROWS

FREE THROWS MADE, GAME

17, Bryan Bailey vs. Lock Haven, 2000

FREE THROWS ATTEMPTED, GAME

20, Brian Anderson vs. Colgate, 1994

FREE THROW PCT., GAME

1.000, (most) Chris Simpson, 15-for-15 vs. George Mason, 1992

FREE THROWS MADE, SEASON

1. Patrick King	1991-92	205
2. Bryan Bailey	2000-01	165
3. Bill Courtney	1990-91	160
4. Mike Joseph	1989-90	144
5. Bill Courtney	1991-92	142
6. Chris Simpson	1993-94	139
7. Paul Kerr	1971-72	126
Paul Kerr	1973-74	126
9. Patrick King	1990-91	125
10. Boakai Lalugba	2002-03	123

FREE THROWS MADE, CAREER

1. Bill Courtney	1988-92	400
2. Mike Joseph	1986-90	397
3. Al Leslie	1977-81	381
4. Kevin Bettencourt	2002-06	361
5. Bryan Bailey	1998-02	346
6. Paul Kerr	1971-74	339
7. Patrick King	1989-92	332
8. Chris Simpson	1990-94	330
9. Brian Anderson	1993-96	310
10. Charles Lee	2002-06	308
11. Chris McNaughton	2003-07	307
12. Hal Danzig	1956-59	299
13. Boakai Lalugba	1999-03	296
14. Dan Bowen	1996-00	291
15. Chris Seneca	1983-87	279
16. Gerald Purnell	1974-77	272
17. Jaye Andrews	1981-85	271
18. Mike Butts	1985-89	265
Mark Atkinson	1984-85	265
20. Lorry Hathaway	1962-65	252

FREE THROWS ATTEMPTED, SEASON

1. Patrick King	1991-92	244
2. Boakai Lalugba	2002-03	221
Bryan Bailey	2000-01	221
4. Bill Courtney	1990-91	203
5. Bill Courtney	1991-92	185
6. Hal Danzig	1957-58	181
Boakai Lalugba	2000-01	181
8. Paul Kerr	1971-72	172
9. Greg Leggett	1989-90	171
10. Chris Simpson	1993-94	169

FREE THROWS ATTEMPTED, CAREER

1. Boakai Lalugba	1999-03	567
2. Bill Courtney	1988-92	509
3. Al Leslie	1977-81	496
4. Bryan Bailey	1998-02	468
5. Hal Danzig	1956-59	462
6. Paul Kerr	1971-74	457
7. Mike Joseph	1986-90	449
8. Chris McNaughton	2003-07	446
9. Kevin Bettencourt	2002-06	434
10. Chris Simpson	1990-94	415
11. Dan Bowen	1996-00	409
12. Patrick King	1989-92	408
13. Brian Anderson	1993-96	407
14. Charles Lee	2002-06	399



15. Don Strassner	1949-52	388
Bob Barry	1976-80	388
17. Lorry Hathaway	1962-65	380
18. Mike Butts	1985-89	378
19. Jaye Andrews	1981-85	374
20. Chris Seneca	1983-87	364

FREE THROW PCT., SEASON (MIN. 50 MADE)


	Year	FTM-FTA	Pct.
1. Mike Joseph	1989-90	144-155	.929
2. Kevin Bettencourt	2004-05	95-107	.888
3. Mike Joseph	1987-88	112-129	.868
4. Mike Joseph	1988-89	118-137	.861
5. Bo Heiden	1988-89	77-90	.856
6. Gordon Mboya	1993-94	65-76	.855
7. Ted Aceto	1987-88	76-89	.854
8. Tom Schneider	1968-69	78-92	.848
9. Pat Flannery	1978-79	53-63	.841
10. Patrick King	1991-92	205-244	.840

FREE THROW PCT., CAREER (MIN. 100 MADE)

	Years	FTM-FTA	Pct.
1. Mike Joseph	1986-90	397-449	.884
2. Bo Heiden	1985-89	197-232	.849
3. Kevin Bettencourt	2002-06	361-434	.832
4. Patrick King	1989-92	332-408	.814
5. John Watson	1985-89	142-175	.811
6. Ted Aceto	1985-89	227-281	.808
7. Gerald Purnell	1974-77	272-340	.800
8. John Griffin	2004-08	242-303	.799
9. Chris Simpson	1990-94	330-415	.795
10. Keith Fenton	1987-91	200-253	.791
11. Pat Flannery	1976-80	177-225	.787
12. Gordon Mboya	1993-97	231-293	.788
13. Charles Lee	2002-pr.	190-241	.788
14. Bill Courtney	1988-92	400-509	.786
15. Valter Karavanic	1996-00	200-256	.781
16. Ellis Harley	1956-59	131-168	.780
17. Tom Schneider	1966-69	146-189	.772
18. Charles Lee	2002-06	308-399	.772
19. Al Leslie	1977-81	381-496	.768
20. Chris Seneca	1983-87	279-364	.766

TEAM FREE THROWS MADE, SEASON

1. 1988-89	590
2. 1990-91	584
3. 1991-92	550
4. 1986-87	543
5. 1995-96	509



TEAM FREE THROWS ATTEMPTED, SEASON

1.	1990-91	773
2.	2000-01	762
3.	1988-89	749
4.	1991-92	722
5.	1986-87	715

TEAM FREE THROW PERCENTAGE, SEASON

1.	1988-89	.788 (590/749)
2.	1987-88	.773 (477/617)
3.	1989-90	.764 (502/657)
4.	1991-92	.762 (550/722)
5.	1986-87	.759 (543/715)

TEAM FREE THROWS MADE, GAME

41, vs. Colgate (2OT), Feb. 2, 1994

TEAM FREE THROWS ATTEMPTED, GAME

56, vs. Colgate (2OT), Feb. 2, 1994

TEAM FREE THROW PCT., GAME (MIN. 10 ATT.)

1.000 (22-22), vs. Lafayette, Feb. 1, 1989
1.000 (20-20), vs. Lafayette, Feb. 4, 2005

ASSISTS (SINCE 1975-76)

ASSISTS, GAME

16, Russell Peyton vs. UMBC, 1992

ASSISTS, SEASON

1.	Chris Seneca	1986-87	197
2.	Chris Seneca	1985-86	191
3.	Mike Joseph	1989-90	182
4.	Mike Joseph	1987-88	177
	Mike Joseph	1988-89	177
6.	Cal Puriefoy	1983-84	167
7.	Chris Seneca	1984-85	165
8.	Pat Flannery	1978-79	157
9.	Pat Flannery	1979-80	149
10.	Russell Peyton	1992-93	146

ASSISTS, CAREER

1.	Mike Joseph	1986-90	565
2.	Chris Seneca	1983-87	553
3.	Pat Flannery	1976-80	505
4.	Cal Puriefoy	1981-84	399
5.	Abe Badmus	2003-07	375

6.	Russell Peyton	1989-93	332
7.	Dan Blankenship	1999-03	311
8.	J.R. Holden	1994-98	308
9.	Kevin Bettencourt	2002-06	296
10.	Bill Courtney	1988-92	293

TEAM ASSISTS, SEASON

1.	1988-89	553
2.	1991-92	478
3.	1986-87	469
4.	2005-06	457
5.	1985-86	455

BLOCKED SHOTS (SINCE 1981-82)

BLOCKED SHOTS, GAME

8, Mike Butts vs. Lehigh, 1989; Mike Butts vs. Towson State, 1989; Brian Anderson vs. George Mason, 1993

BLOCKED SHOTS, SEASON

1.	Mike Butts	1988-89	100
2.	Mike Butts	1987-88	91
3.	Mike Butts	1985-86	58
4.	Dan Bowen	1996-97	48
5.	Brian Anderson	1993-94	47
6.	Mike Bright	1992-93	46
7.	Dan Bowen	1999-00	43
8.	Todd O'Brien	2007-08	42
	Bo Heiden	1986-87	42
10.	Steve Leshinski	1990-91	40

BLOCKED SHOTS, CAREER

1.	Mike Butts	1985-89	278
2.	Dan Bowen	1996-00	160
3.	Mike Bright	1989-93	120
4.	Boakai Lalugba	1999-03	93
	Kihlon Golden	1992-96	93
6.	Brian Anderson	1993-96	86
7.	Chris McNaughton	2003-07	80
8.	Bo Heiden	1985-89	79
9.	Steve Leshinski	1987-91	73
10.	Martin Gilliard	1995-99	62

TEAM BLOCKED SHOTS, SEASON

1.	1988-89	142
2.	1999-00	131
3.	1986-87	129
4.	1990-91	123
5.	1993-94	122

TEAM BLOCKED SHOTS, GAME

15, vs. George Mason, 1993

STEALS (SINCE 1980-81)

STEALS, GAME

8, Jaye Andrews vs. Drexel, 1985; Russell Peyton vs. Loyola (Md.), 1993

STEALS, SEASON

1.	Mike Bright	1992-93	94
2.	Russell Peyton	1992-93	88
3.	Mike Bright	1991-92	71
4.	Charles Lee	2005-06	70
5.	Mike Bright	1990-91	69
6.	Abe Badmus	2005-06	65

	Sekou Hamer	1993-94	65
7.	J.R. Holden	1996-97	60
	Al Leslie	1980-81	60
9.	Abe Badmus	2004-05	58
10.	Sekou Hamer	1994-95	57

STEALS, CAREER

1.	Mike Bright	1989-93	286
2.	Abe Badmus	2003-07	217
3.	Sekou Hamer	1992-96	173
4.	Russell Peyton	1989-93	168
5.	Charles Lee	2002-06	167
6.	Kevin Bettencourt	2002-06	157
7.	Jaye Andrews	1981-85	144
8.	J.R. Holden	1994-98	142
9.	John Griffin	2004-08	136
10.	Mike Joseph	1986-90	129

TEAM STEALS, SEASON

1.	1992-93	326
2.	2005-06	279
3.	2004-05	262
4.	1990-91	250
5.	1991-92	247

REBOUNDS (SINCE 1952-53)

REBOUNDS, GAME

28, Craig Greenwood vs. DePauw, 1968

REBOUNDS, SEASON

1.	Hal Danzig	1957-58	387
2.	Hal Danzig	1958-59	386
3.	Hal Danzig	1956-57	361
4.	Craig Greenwood	1968-69	340
5.	Craig Greenwood	1967-68	328
6.	Lorry Hathaway	1962-63	316
7.	Joe Steiner	1960-61	296
8.	Lorry Hathaway	1964-65	295
	John Rodgers	1965-66	295
10.	Mike Butts	1987-88	290

REBOUNDS PER GAME, SEASON

		Year	GP	Reb.	Avg.
1.	Hal Danzig	1958-59	23	386	16.8
2.	Hal Danzig	1957-58	24	387	16.1
3.	Hal Danzig	1956-57	24	361	15.0
4.	Craig Greenwood	1967-68	23	328	14.3
5.	Craig Greenwood	1968-69	24	340	14.2
6.	Lorry Hathaway	1962-63	23	316	13.7
7.	Joe Steiner	1959-60	20	271	13.6
8.	Joe Steiner	1960-61	23	296	12.9
9.	Lorry Hathaway	1963-64	21	265	12.6
10.	Joe Steiner	1961-62	22	276	12.6

REBOUNDS, CAREER

1.	Hal Danzig	1956-59	1134
2.	Bob Barry	1976-80	986
3.	Craig Greenwood	1966-69	909
4.	Lorry Hathaway	1962-65	876
5.	Mike Butts	1985-89	860
6.	Joe Steiner	1959-62	843
7.	Mike Bright	1989-93	834
8.	Harvey Carter	1970-73	783
9.	Boakai Lalugba	1999-03	731
10.	Dan Bowen	1996-00	711
11.	Sam Stettler	1973-76	651
12.	Chris McNaughton	2003-07	646
13.	Paul Olkowski	1989-93	632

14. Steve Sigl	1976-80	626
Kihlon Golden	1992-96	626
16. John Rodgers	1964-67	625
17. Bo Heiden	1985-89	597
18. Matt McMonigle	1964-67	588
19. Charles Lee	2002-06	568
20. Bob Ericsson	1956-59	560

TEAM REBOUNDS, SEASON

1. 1965-66	1198
2. 1960-61	1178
3. 1964-65	1162
4. 1961-62	1143
5. 1986-87	1122

TEAM REBOUNDS, GAME

71, vs. Washington & Jefferson, Dec. 15, 1964

GAMES PLAYED

GAMES PLAYED, SEASON

1. Kevin Bettencourt	2004-05	33
John Griffin	2004-05	33
Charles Lee	2004-05	33
Chris McNaughton	2004-05	33
Chris Niesz	2004-05	33
6. Donald Brown	2004-05	32
Darren Mastropaolo	2004-05	32
Tarik Viera-McClymont	2004-05	32
Abe Badmus	2005-06	32
Kevin Bettencourt	2005-06	32
Donald Brown	2005-06	32
John Griffin	2005-06	32
Charles Lee	2005-06	32
Darren Mastropaolo	2005-06	32
Chris McNaughton	2005-06	32

GAMES PLAYED, CAREER

1. John Griffin	2004-08	127
2. Chris McNaughton	2003-07	125
3. Abe Badmus	2003-07	123
Kevin Bettencourt	2002-06	123
5. Paul Olkowski	1989-93	118
Steve Schrader	1982-87	118
7. Donald Brown	2003-07	117
Mike Bright	1989-93	117
9. Dan Blankenship	1999-03	115
Mike Joseph	1986-90	115
Ted Aceto	1985-89	115
12. Darren Mastropaolo	2004-08	114
Valter Karavanic	1996-00	114
Bo Heiden	1985-89	114
Mike Butts	1985-89	114
16. Dan Bowen	1996-00	113
Jaye Andrews	1981-85	113
18. J.R. Holden	1994-98	112
19. Gordon Mboya	1993-97	109
Al Leslie	1977-81	109

THE 1,000/500 CLUB

Sixteen players in school history have scored 1,000 points and grabbed 500 rebounds:

Player	Years	Pts.	Reb.
Al Leslie	1977-81	1,973	532
Bob Barry	1976-80	1,809	986
Mike Bright	1989-93	1,670	834
Jaye Andrews	1981-85	1,535	504
Chris McNaughton	2003-07	1,529	646

Mike Butts	1985-89	1,355	860
Boakai Lalugba	1999-03	1,334	731
Lorry Hathaway	1962-65	1,208	876
Joe Steiner	1959-62	1,200	843
Dan Bowen	1997-00	1,193	711
Hal Danzig	1956-59	1,163	1,134
Charles Lee	2002-06	1,147	568
Brian Anderson*	1993-96	1,092	544
Steve Sigl	1976-80	1,064	616
Mark Atkinson	1984-87	1,029	520
Harvey Carter	1970-73	1,013	783

*Points and rebounds do not include Anderson's freshman totals of 66 points and 70 boards at Penn State

MISCELLANEOUS TEAM RECORDS

Points, Game:

119, vs. Colgate (106), Jan. 29, 1968

Bucknell has scored 100 or more points 34 times, most recently vs. Lafayette (76) on Feb. 9, 1994.

Most Points by an Opponent, Game:

117, by Colgate (Bucknell 70), March 7, 1953

117, by Lafayette (Bucknell 93), Jan. 15, 1955

Bucknell opponents have scored 100 or more points 27 times, most recently by Iona (105) on Dec. 2, 2000.

Most Combined Points, Game:

225, Bucknell 119, Colgate 106, Jan. 29, 1968

Most Points, First Half:

61, vs. Colgate, Jan. 29, 1968

Most Points, Second Half:

66, vs. Susquehanna, Nov. 26, 1985

Most Points, Overtime Period:

20, at Hofstra, Jan. 28, 1987

Widest Margin of Victory:

51, Bucknell 91, Dickinson 40, Dec. 4, 1995

51, Bucknell 81, Elizabethtown 30, Dec. 6, 1944

Widest Margin of Defeat:

68, Muhlenberg 105, Bucknell 37, Feb. 28, 1948

Highest Losing Score:

99, George Mason 101, Bucknell 99, Dec. 1, 1993

Victories, Season: 27, 2005-06**Losses, Season:** 20, 1981-82**Overtime Games:** 5, 1993-94**Overtime Victories:** 4, 1978-79**Longest Winning Streak:** 17, 1902-04**Winning Streak, Season:** 14, 2006-07**Consecutive Home Wins:** 24, Jan. 8, 1986-Dec. 11, 1987

MISCELLANEOUS INDIVIDUAL RECORDS

Freshman Single Game Scoring Record:

31, Al Leslie vs. Rider, 1978

Most Points Scored by an Opponent:

49, Darren Queenan of Lehigh, 1987

Most Points Scored in Davis Gym:

45, Al Leslie of Bucknell vs. American, 1980

45, Tucker Neale of Colgate vs. Bucknell, 1994

Most Points Scored in Sojka Pavilion:

37, Dennis Stanton of Ursinus vs. Bucknell, 2003

Most Points in One Half:

27, Joe Steiner vs. LaSalle, 1962

27, Chris Simpson vs. Lehigh, 1994

First Player to Score 1,000 Points:

Joe Gallagher, 1949-52 (finished with 1,183)

Most 20-Point Games, Season:

16, Mike Joseph, 1989-90

16, Greg Leggett, 1989-90

16, Bill Courtney, 1990-91

Most Consecutive 20-Point Games:

6, Bob Barry, 1978-79

6, Greg Leggett, 1989-90

6, Chris Simpson, 1993-94

Most 30-Point Games, Season:

4, Joe Steiner, 1960-61

Most Consecutive Free Throws Made:

39, Bo Heiden, 1986-87

Most Consecutive 3-Point FGs Made:

9, Mike Bright, 1992-93

Most Personal Fouls, Season:

103, John Watson, 1988-89

Most Personal Fouls, Career:

365, Chris McNaughton, 2003-07

Most Disqualifications, Season:

9, Ed Farver, 1967-68

9, Craiggy Cody, 1982-83

Most Disqualifications, Career:

18, Paul Kerr, 1971-74

18, Steve Schrader, 1983-87

Most Minutes Played, Season:

1,133, Patrick King, 1991-92

Highest Avg. Minutes Played, Season:

39.2, Chris Simpson, 1993-94

Highest Avg. Minutes Played, Career:

34.5, Chris Seneca, 1983-87

Most Double-Doubles, Season:

16, Boakai Lalugba, 2002-03

SOJKA PAVILION TEAM RECORDS

HIGHEST ATTENDANCE:

4,433 vs. Villanova, 12/6/05

POINTS:

Bucknell High: 88, vs. Cornell, 12/19/07

Bucknell Low: 40, vs. Marist, 11/28/07

Opponent High: 86, American (vs. Navy), 3/4/05

Opponent High vs. Bucknell: 86, Wake Forest, 11/14/06

Opponent Low: 25, Army, 2/22/04

FIELD GOAL PERCENTAGE:

Bucknell High: .717 (33-46), vs. Navy, 1/17/04

Bucknell Low: .216 (11-51), vs. Holy Cross, 2/28/03

Opponent High: .583 (28-48), American (vs. Lafayette), 3/3/06

Opponent High vs. Bucknell: .519 (27-52), Wake Forest, 11/14/06

Opponent Low: .178 (8-45), Army, 2/22/04

THREE-POINT PERCENTAGE:

Bucknell High: .625 (5-8), vs. Holy Cross, 2/1/04

Bucknell Low: .100 (1-10), vs. Villanova, 12/6/05

Opponent High: .533 (8-15), American, 2/8/06

Opponent Low: .000 (0-14), Colgate, 1/20/07; (0-9), Lehigh, 1/30/08

FREE THROW PERCENTAGE:

Bucknell High: .917 (11-12), vs. American, 3/5/06

Bucknell Low: .300 (3-10), vs. Colgate, 2/26/05

Opponent High: .944 (17-18), American, 2/7/04

Opponent Low: .353 (6-17), Saint Francis (Pa.), 12/1/07

MOST POINTS IN A HALF:

Bucknell: 51, vs. Cornell, 12/17/05 (1st)

Opponent: 46, Navy, 1/11/08 (1st)

FEWEST POINTS IN A HALF:

Bucknell: 16, vs. Holy Cross, 2/28/03 (1st); vs. Ohio, 1/2/08 (1st)

Opponent: 9, Army, 2/22/04 (1st)

MARGIN OF VICTORY:

Bucknell: 50, vs. Army, 2/22/04

Opponent: 19, Villanova, 12/6/05

FIELD GOALS MADE:

Bucknell High: 34, vs. Yale, 11/26/05

Bucknell Low: 11, vs. Holy Cross, 2/28/03; 11 vs. Ohio, 1/2/08

Opponent High: 28, Navy (vs. American), 3/4/05; American (vs. Navy), 3/4/05

Opponent High vs. Bucknell: 27, Wake Forest, 11/14/06

Opponent Low: 8, Army, 2/22/04

FIELD GOALS ATTEMPTED:

Bucknell High: 64, vs. Ursinus, 12/22/03

Bucknell Low: 34, vs. Holy Cross, 1/8/05

Opponent High: 65, Navy, 1/11/08

Opponent Low: 36, Colgate, 1/20/07

THREE-POINT FIELD GOALS MADE:

Bucknell High: 11, vs. Cornell, 12/19/07; vs. Navy, 1/11/08

Bucknell Low: 1, vs. Lehigh, 2/10/04; vs. Villanova, 12/6/05

Opponent High: 14, La Salle, 12/3/07

Opponent Low: 0, Colgate, 1/20/07; Lehigh, 1/30/08


THREE-POINT FIELD GOALS ATTEMPTED:

Bucknell High: 28, vs. Lafayette, 3/4/05

Bucknell Low: 8, vs. Holy Cross, 2/1/04; vs. Lehigh, 2/10/04

Opponent High: 34, Navy, 1/11/08

Opponent Low: 9, Army, 2/25/06; Lehigh, 1/30/08



FREE THROWS MADE:

Bucknell High: 28, vs. Navy, 1/28/06; vs. Towson, 2/17/07

Bucknell Low: 3, vs. Colgate, 2/26/05; vs. Marist, 11/28/07

Opponent High: 27, Wake Forest, 11/14/06; Holy Cross, 2/16/08

Opponent Low: 0, Army, 3/3/06

FREE THROWS ATTEMPTED:

Bucknell High: 42, vs. Navy, 1/28/06

Bucknell Low: 6, vs. Marist, 11/28/07

Opponent High: 45, Wake Forest, 11/14/06

Opponent Low: 0, Army, 3/3/06

OFFENSIVE REBOUNDS:

Bucknell High: 19, vs. Haverford, 12/19/05

Bucknell Low: 4, vs. Yale, 11/26/05

Opponent High: 21, Colgate, 1/26/08

Opponent Low: 3, Lafayette, 1/26/03

DEFENSIVE REBOUNDS:

Bucknell High: 39, vs. Dickinson, 12/9/03; vs. Ursinus, 12/22/03

Bucknell Low: 13, vs. Villanova, 12/6/05

Opponent High: 33, Holy Cross, 2/28/03

Opponent Low: 8, American, 2/8/06

TOTAL REBOUNDS:

Bucknell High: 53, vs. Dickinson, 12/9/03

Bucknell Low: 21, vs. Villanova, 12/6/05; vs. Holy Cross, 2/16/08

Opponent High: 50, Holy Cross, 2/28/03

Opponent Low: 16, American, 2/8/06

ASSISTS:

Bucknell High: 26, vs. Navy, 1/17/04

Bucknell Low: 6, vs. Colgate, 1/30/04

Opponent High: 17, Lafayette (vs. American), 3/3/06

Opponent High vs. Bucknell: 17, Army, 2/3/08

Opponent Low: 1, Army, 2/22/04

TURNOVERS:

Bucknell High: 27, vs. American, 2/7/04

Bucknell Low: 6, vs. Navy, 1/6/07; vs. American, 1/16/08

Opponent High: 27, Lafayette, 1/18/06

Opponent Low: 5, Towson, 2/17/07

BLOCKS:

Bucknell High: 8, vs. La Salle, 12/3/07

Bucknell Low: 0, 9 times

Opponent High: 6, Yale, 11/26/03

Opponent Low: 0, 6 times

STEALS:

Bucknell High: 15, vs. Army, 3/3/06

Bucknell Low: 2, vs. Towson, 2/17/07

Opponent High: 18, American, 2/7/04

Opponent Low: 2, Colgate, 1/30/04; Lehigh, 1/23/05; Lafayette, 3/4/05; Army, 3/3/06; Northern Iowa, 12/2/06; Navy, 1/6/07; American, 1/16/08

SOJKA PAVILION INDIVIDUAL RECORDS

POINTS:

Bucknell: 29, Kevin Bettencourt vs. Holy Cross, 2/1/04; Chris McNaughton vs. Villanova, 12/6/05

Opponent: 37, Dennis Stanton, Ursinus, 12/22/03

FIELD GOALS MADE:

Bucknell: 12, Chris McNaughton vs. Villanova, 12/6/05

Opponent: 11, Dennis Stanton, Ursinus, 12/22/03

FIELD GOALS ATTEMPTED:

Bucknell: 21, Chris McNaughton vs. Villanova, 12/6/05

Opponent: 27, Dennis Stanton, Ursinus, 12/22/03

3-POINT FIELD GOALS MADE:

Bucknell: 6, Chris Niesz vs. Navy, 2/14/03; Kevin Bettencourt vs. Holy Cross, 3/10/06

Opponent: 7, Dennis Stanton, Ursinus, 12/22/03; Darnell Harris, La Salle, 12/3/07

3-POINT FIELD GOALS ATTEMPTED:

Bucknell: 11, Chris Niesz vs. Navy, 2/14/03 and Kevin Bettencourt vs. Ursinus, 12/22/03

Opponent: 17, Dennis Stanton, Ursinus, 12/22/03

FREE THROWS MADE:

Bucknell: 14, Kevin Bettencourt vs. Holy Cross, 2/1/04

Opponent: 12, Louis Dale, Cornell, 12/19/07

FREE THROWS ATTEMPTED:

Bucknell: 15, Kevin Bettencourt vs. Holy Cross, 2/1/04

Opponent: 18, Kyle Visser, Wake Forest, 11/14/06

REBOUNDS:

Bucknell: 15, Boakai Lalugba vs. Lafayette, 1/26/03

Opponent: 12, Patrick Whearty, Holy Cross, 2/28/03; Bassirou Dieng, Saint Francis (Pa.), 12/1/07

ASSISTS:

Bucknell: 8, Dan Blankenship vs. Holy Cross, 2/28/03 and Abe Badmus vs. Navy, 1/17/04; Badmus vs. Colgate, 1/21/06; Badmus vs. Navy, 1/28/06; Badmus vs. Army, 3/3/06; Kevin Bettencourt vs. Yale, 11/26/05; John Griffin vs. Navy, 1/6/07

Opponent: 8, Zlatko Savovic, Lehigh, 1/15/03

BLOCKED SHOTS:

Bucknell: 4, Chris Niesz vs. Ursinus, 12/22/03; Todd O'Brien vs. Saint Francis (Pa.), 12/1/07

Opponent: 4, Tim Szatko, Holy Cross, 2/28/03; Jeff Foote, Cornell, 12/19/07

STEALS:

Bucknell: 6, Charles Lee vs. Navy, 1/17/04

Opponent: 9, Linas Lekavicius, American, 2/7/04

SCORING

Year	Name	G	Pts.	Avg.
1947-48	John Lose	N/A	166	N/A
1948-49	John Mosny	20	230	11.5
1949-50	Joe Gallagher	21	366	17.4
1950-51	Joe Gallagher	22	422	19.2
1951-52	Joe Gallagher	24	395	16.5
1952-53	Barry Parker	19	265	13.9
1953-54	Barry Parker	20	311	15.6
1954-55	Norm Voorhees	21	295	14.0
1955-56	Marty Tannenbaum	22	316	14.4
1956-57	Hal Danzig	24	343	14.3
1957-58	Hal Danzig	23	394	17.1
1958-59	Hal Danzig	24	426	17.8
1959-60	Tommy Thompson	21	342	16.3
1960-61	Joe Steiner	23	506	22.0
1961-62	Joe Steiner	22	376	17.1
1962-63	Lorry Hathaway	22	354	16.1
1963-64	Lorry Hathaway	21	362	17.2
1964-65	Lorry Hathaway	24	470	19.6
1965-66	John Rodgers	25	425	17.0
1966-67	Matt McMonigle	22	369	16.8
1967-68	Jim Wherry	23	470	20.4
1968-69	Tom Schneider	24	440	18.3
1969-70	Jim Wherry	23	452	19.7
1970-71	Harvey Carter	23	325	14.1
1971-72	Harvey Carter	22	326	14.8
1972-73	Harvey Carter	25	362	14.2
1973-74	Paul Kerr	23	286	12.4
1974-75	Gerald Purnell	26	467	18.0
1975-76	Gerald Purnell	25	408	16.3
1976-77	Bob Barry	25	441	17.6
1977-78	Bob Barry	28	406	14.5
1978-79	Bob Barry/Al Leslie	27	505	18.7
1979-80	Al Leslie	27	564	20.9
1980-81	Al Leslie	28	537	19.2
1981-82	Jay Wright	27	321	11.9
1982-83	Jaye Andrews	28	383	13.7
1983-84	Jaye Andrews	29	443	15.3
1984-85	Jaye Andrews	29	487	16.8
1985-86	Mark Allsteadt	28	350	12.5
1986-87	Mark Atkinson	31	461	14.9
1987-88	Mike Butts	27	472	17.5
1988-89	Mike Butts	31	438	14.1
1989-90	Greg Leggett	29	585	20.2
1990-91	Bill Courtney	31	619	20.0
1991-92	Patrick King	30	610	20.3
1992-93	Chris Simpson	29	491	16.9
1993-94	Chris Simpson	22	451	20.5
1994-95	Brian Anderson	26	318	12.2
1995-96	Brian Anderson	28	375	13.4
1996-97	J.R. Holden	29	517	17.8
1997-98	J.R. Holden	28	509	18.2
1998-99	Valter Karavanic	29	324	11.2
1999-00	Dan Bowen	27	423	15.7
2000-01	Bryan Bailey	27	477	17.7
2001-02	Bryan Bailey	19	331	17.4
2002-03	Boakai Lalugba	29	438	15.1
2003-04	Kevin Bettencourt	29	432	14.9
2004-05	Kevin Bettencourt	33	417	12.6
2005-06	Charles Lee	32	421	13.2
2006-07	Donald Brown	24	289	12.0
2007-08	John Griffin	31	406	13.1

ASSISTS

Year	Name	G	Ast.	Avg.
1975-76	Gerald Purnell	25	110	4.4
1976-77	Pat Flannery	24	68	2.8
1977-78	Pat Flannery	28	131	4.7
1978-79	Pat Flannery	27	157	5.8
1979-80	Pat Flannery	27	149	5.6
1980-81	Dave Shehadi	28	90	3.2
1981-82	Cal Puriefoy	24	88	3.7
1982-83	Cal Puriefoy	28	144	5.1
1983-84	Cal Puriefoy	29	167	5.8
1984-85	Chris Seneca	29	165	5.7
1985-86	Chris Seneca	29	191	6.6
1986-87	Chris Seneca	31	197	6.4



1987-88	Mike Joseph	28	177	6.3
1988-89	Mike Joseph	31	177	5.7
1989-90	Mike Joseph	29	182	6.3
1990-91	Bill Courtney	31	112	3.6
1991-92	Russell Peyton	30	118	3.9
1992-93	Russell Peyton	29	146	5.0
1993-94	Chris Simpson	22	83	3.8
1994-95	Sekou Hamer	27	96	3.6
1995-96	Sekou Hamer	28	93	3.3
1996-97	J.R. Holden	29	114	3.9
1997-98	J.R. Holden	28	116	4.1
1998-99	Brian Muckle	29	63	2.2
1999-00	Brian Muckle	28	80	2.9
2000-01	Dan Blankenship	29	85	2.9
2001-02	Dan Blankenship	29	93	3.2
2002-03	Dan Blankenship	29	104	3.6
2003-04	Kevin Bettencourt	29	81	2.8
2004-05	Abe Badmus	31	107	3.5
2005-06	Abe Badmus	32	125	3.9
2006-07	Abe Badmus	31	96	3.1
2007-08	Stephen Tyree	31	88	2.8

REBOUNDS

Year	Name	G	Reb.	Avg.
1960-61	Joe Steiner	23	296	12.9
1961-62	Joe Steiner	22	276	12.5
1962-63	Lorry Hathaway	22	304	13.8
1963-64	Lorry Hathaway	22	265	12.6
1964-65	Lorry Hathaway	24	295	12.3
1965-66	Matt McMonigle	18	219	12.1
1966-67	Craig Greenwood	22	241	10.9
1967-68	Craig Greenwood	23	328	14.3
1968-69	Craig Greenwood	24	340	14.2
1969-70	Robert McKernan	23	240	10.4
1970-71	Harvey Carter	23	264	11.5
1971-72	Harvey Carter	22	273	12.4
1972-73	Harvey Carter	25	246	9.8
1973-74	Scott Novacek	24	150	6.3
1974-75	Sam Stettler	26	255	9.8
1975-76	Sam Stettler	26	286	11.0
1976-77	Bob Barry	25	251	10.1
1977-78	Bob Barry	28	228	8.1
1978-79	Bob Barry	27	249	9.2
1979-80	Bob Barry	27	258	9.6
1980-81	Deb Okorodudu	28	203	7.3
1981-82	Deb Okorodudu	27	132	4.9
1982-83	Eric Hegedus	28	148	5.3
1983-84	Eric Hegedus	26	171	6.6
1984-85	Jaye Andrews	29	203	7.0
1985-86	Mike Butts	29	203	7.0

1986-87	Mark Atkinson	31	248	8.0
1987-88	Mike Butts	27	290	10.7
1988-89	Mike Butts	31	243	7.8
1989-90	Mike Bright	29	205	7.1
1990-91	Patrick King	31	238	7.7
1991-92	Patrick King	30	229	7.6
1992-93	Mike Bright	29	217	7.5
1993-94	Kihlon Golden	27	246	9.1
1994-95	Kihlon Golden	27	190	7.0
1995-96	Brian Anderson	28	189	6.8
1996-97	Gordon Mboya	29	181	6.2
1997-98	Dan Bowen	28	160	5.7
1998-99	Dan Bowen	29	168	5.8
1999-00	Dan Bowen	27	204	7.6
2000-01	Boakai Lalugba	29	228	7.9
2001-02	Boakai Lalugba	29	206	7.1
2002-03	Boakai Lalugba	29	275	9.5
2003-04	Chris McNaughton	29	160	5.5
2004-05	Charles Lee	33	210	6.4
2005-06	Charles Lee	32	191	6.0
2006-07	Donald Brown	24	162	6.8
2007-08	Stephen Tyree	31	150	4.8

FIELD GOAL PCT. (MIN. 100 ATT.)

Year	Name	FGM	FGA	Pct.
1960-61	Hal Smoker	77	138	55.8
1961-62	Don Lampus	70	156	44.9
1962-63	Tom Johnson	63	154	40.9
1963-64	Bill Headley	57	126	45.2
1964-65	Lorry Hathaway	185	447	41.4
1965-66	Matt McMonigle	103	209	49.2
1966-67	Matt McMonigle	148	332	44.6
1967-68	Tom Schneider	182	324	56.5
1968-69	Craig Greenwood	143	265	54.0
1969-70	Jim Wherry	190	418	45.5
1970-71	Harvey Carter	139	278	50.0
1971-72	David Greenwood	90	186	48.4
1972-73	Paul Biko	108	223	48.4
1973-74	Paul Kerr	80	191	41.9
1974-75	Sam Stettler	122	230	53.0
1975-76	Scott Hebditch	111	217	51.2
1976-77	Pat Flannery	63	120	52.5
1977-78	Steve Sigl	77	151	50.9
1978-79	Len Klebanoff	71	127	55.9
1979-80	Pat Flannery	78	156	50.0
1980-81	Deb Okorodudu	98	188	52.1
1981-82	Craig Cody	65	121	53.7
1982-83	Craig Cody	93	179	52.0
1983-84	Matt Romberger	81	131	61.8
1984-85	Mark Atkinson	97	179	54.2
1985-86	Mike Butts	110	189	58.2
1986-87	Mark Atkinson	171	315	54.3
1987-88	Mike Butts	190	309	61.5
1988-89	Mike Butts	178	306	58.2
1989-90	Greg Leggett	224	446	50.2
1990-91	Patrick King	132	197	67.0
1991-92	Patrick King	202	323	62.5
1992-93	Russell Peyton	125	239	52.3
1993-94	Kihlon Golden	124	232	53.5
1994-95	Kihlon Golden	110	194	56.7
1995-96	Kihlon Golden	92	152	60.5
1996-97	Dan Bowen	82	152	53.9
1997-98	Dan Bowen	94	166	56.6
1998-99	Dan Bowen	119	209	56.9
1999-00	Dan Bowen	152	295	51.5
2000-01	Boakai Lalugba	168	311	54.0
2001-02	Boakai Lalugba	173	311	55.6
2002-03	Boakai Lalugba	157	318	49.4
2003-04	Chris McNaughton	142	214	66.4
2004-05	Chris McNaughton	164	275	59.6
2005-06	Chris McNaughton	167	289	57.8
2006-07	Chris McNaughton	136	240	56.7
2007-08	Stephen Tyree	77	133	57.9

KRIBBS AWARD (TEAM MVP)

1974-75	Gerald Purnell
1975-76	Sam Stettler
1976-77	Bob Barry
1977-78	Bob Barry
1978-79	Bob Barry, Al Leslie
1979-80	Bob Barry, Al Leslie
1980-81	Al Leslie
1981-82	Jay Wright
1982-83	Jaye Andrews
1983-84	Jaye Andrews
1984-85	Jaye Andrews
1985-86	Chris Seneca
1986-87	Mark Atkinson, Chris Seneca
1987-88	Mike Butts
1988-89	Mike Butts
1989-90	Mike Joseph, Greg Leggett
1990-91	Bill Courtney
1991-92	Patrick King
1992-93	Mike Bright
1993-94	Brian Anderson, Chris Simpson
1994-95	Sekou Hamer
1995-96	Kihlon Golden
1996-97	J.R. Holden
1997-98	J.R. Holden
1998-99	Dan Bowen
1999-00	Dan Bowen
2000-01	Bryan Bailey
2001-02	Bryan Bailey, Boakai Lalugba
2002-03	Boakai Lalugba
2003-04	Kevin Bettencourt, Chris McNaughton
2004-05	Chris McNaughton
2005-06	Kevin Bettencourt, Charles Lee
2006-07	Donald Brown, Chris McNaughton
2007-08	John Griffin

MUSSER AWARD (LEADERSHIP)

1978-79	Pat Flannery, Len Klebanoff
1979-80	Bob Barry, Pat Flannery
1980-81	Al Leslie
1981-82	Ray Moss, Deb Okorodudu
1982-83	Ray Moss, Jay Wright
1983-84	Cal Puriefoy, Ed Sigl
1984-85	Jaye Andrews, Eric Hegedus
1985-86	Steve Schrader
1986-87	Mark Allsteadt, Steve Schrader, Chris Seneca
1987-88	John Watson
1988-89	Mike Butts, John Watson
1989-90	Mike Joseph, Greg Leggett
1990-91	Keith Fenton, Bill Courtney
1991-92	Bill Courtney, Patrick King
1992-93	Mike Bright, Russell Peyton, Paul Olkowski
1993-94	Chris Simpson, Raymond Brown
1994-95	Kevin Wenk
1995-96	Kevin Wenk
1996-97	Mark Treiber, Tom Welch
1997-98	J.R. Holden
1998-99	Willie Callahan, Max Wetzel
1999-00	Shaun Asbury
2000-01	Mike Seek
2001-02	Bryan Bailey, Dan Blankenship
2002-03	Dan Blankenship, Jordan Hardenbergh
2003-04	Matt Quinn, Roland Webber
2004-05	Kevin Bettencourt, Charles Lee
2005-06	Kevin Bettencourt, Charles Lee
2006-07	Abe Badmus, Donald Brown, Chris McNaughton
2007-08	John Griffin, Darren Mastropaolo, Rob Thomas

THOMPSON AWARD (DEFENSE)

1996-97	Martin Gilliard
1997-98	Martin Gilliard
1998-99	Martin Gillard, Brian Muckle
1999-00	Brian Muckle
2000-01	Dan Blankenship
2001-02	Dan Blankenship
2002-03	Dan Blankenship
2003-04	Davorin Skornik
2004-05	Abe Badmus
2005-06	Abe Badmus, Darren Mastropaolo
2006-07	Abe Badmus, Darren Mastropaolo
2007-08	Stephen Tyree

COACHES AWARD

2000-01	Boakai Lalugba
2001-02	Chris Rodgers
2002-03	Davorin Skornik
2003-04	Charles Lee
2004-05	Chris Niesz
2005-06	Donald Brown, Chris McNaughton

2006-07	Justin Castleberry, John Griffin
2007-08	Darren Mastropaolo

BACKCOURT CLUB AWARD

1994-95	Bob Behler
1995-96	Sherm Doebler
1996-97	Chuck Stahl
1997-98	Fitz Walling, Al Yearick
1998-99	George & Pauline McGee
1999-00	Brad & Betty Tufts
2000-01	George Burman
2001-02	Don Myers
2002-03	Frank Schoeneman
2003-04	Roland Webber Sr.
2004-05	Loren & Jane Amacher
2005-06	Edward & Barbara Bettencourt
2006-07	Lee Felsburg, Jen Novinger
2007-08	Judy Wagner

ALL-AMERICANS

1950	Joe Gallagher	Second Team
	Don Strassner	Honorable Mention
1951	Joe Gallagher	Second Team
	Don Strassner	Honorable Mention
1952	Joe Gallagher	Second Team
	Don Strassner	Honorable Mention
1959	Hal Danzig	UPI Honorable Mention
1961	Joe Steiner	AP Honorable Mention
1985	Jaye Andrews	AP Honorable Mention
1988	Mike Butts	The Sporting News Hon. Men.
2006	Charles Lee	AP Honorable Mention

ACADEMIC ALL-AMERICANS

1979	Len Klebanoff	Third Team
1985	Mark Allsteadt	All-District Two
1987	Mike Butts	All-District Two
	Bo Heiden	All-District Two
1988	Bo Heiden	Second Team
	Mike Butts	Third Team
1989	Mike Butts	Second Team
	Bo Heiden	Second Team
1992	Patrick King	Second Team
1993	Paul Olkowski	All-District Two
1997	Tom Welch	All-District Two
1998	Valter Karavanic	First Team
1999	Valter Karavanic	Second Team
2006	Chris McNaughton	All-District Two

OTHER HONORS

1958	Hal Danzig	ECAC All-East
1959	Hal Danzig	ECAC All-East
1961	Joe Steiner	ECAC All-East
1965	Lorry Hathaway	ECAC All-East
1966	John Rodgers	ECAC All-East
1975	Gerald Purnell	ECAC All-East Hon. Men.
1979	Len Klebanoff	NCAA Post-Grad. Schol. Alt.
1980	Al Leslie	USBWA All-District Two
1981	Al Leslie	Widmer All-East Honorable Mention
1984	Charlie Woollum	ECC Coach of the Year
1985	Charlie Woollum	ECC Co-Coach of the Year
1987	Charlie Woollum	ECC Coach of the Year
1988	Mike Butts	ECC Scholar-Athlete
	Mike Butts	Basketball Weekly All-East HM
1989	Bo Heiden	ECC Scholar-Athlete
1993	Paul Olkowski	P.L. Scholar-Athlete
	Mike Bright	Basketball Times All-East HM
	Chris Simpson	Basketball Times All-East HM
	Charlie Woollum	P.L. Coach of the Year
1995	Pat Flannery	P.L. Coach of the Year
1997	Tom Welch	P.L. Scholar-Athlete
1997	Pat Flannery	P.L. Co-Coach of the Year
1998	Valter Karavanic	P.L. Scholar-Athlete
1999	Valter Karavanic	P.L. Scholar-Athlete
2001	Patrick King '92	P.L. All-Decade Team
	Mike Bright '93	P.L. All-Decade Team
2002	Dan Blankenship	P.L. Scholar-Athlete
2003	Dan Blankenship	P.L. Scholar-Athlete
2005	Chris McNaughton	P.L. Scholar-Athlete
2006	Chris McNaughton	P.L. Scholar-Athlete
	Chris McNaughton	NABC All-District
	Pat Flannery	P.L. Coach of the Year
	Pat Flannery	Hugh Durham Award
2007	Chris McNaughton	P.L. Scholar-Athlete

ALL-MIDDLE ATLANTIC CONFERENCE

1959	Hal Danzig	First Team
1960	Joe Steiner	Second Team
	Tommy Thompson	Honorable Mention
1961	Joe Steiner	First Team

1964	Lorry Hathaway	First Team
	John Matthews	Honorable Mention
1965	Lorry Hathaway	First Team
1968	Jim Wherry	Second Team
1969	Craig Greenwood	Second Team
	Tom Schneider	Honorable Mention
1970	Jim Wherry	Honorable Mention
1971	Harvey Carter	First Team
1972	Harvey Carter	Honorable Mention
1973	Paul Biko	First Team
	Harvey Carter	Honorable Mention
1974	Paul Kerr	First Team

ALL-EAST COAST CONFERENCE

1975	Gerald Purnell	Western Section First Team
	Sam Stettler	Western Section Second Team
1977	Bob Barry	Second Team
1979	Bob Barry	First Team
	Al Leslie	Second Team
1980	Bob Barry	First Team
	Al Leslie	First Team
1981	Al Leslie	First Team
1984	Jaye Andrews	First Team
	Cal Puriefoy	Second Team
	Ed Sigl	Second Team
1985	Jaye Andrews	First Team, Player of the Year
	Chris Seneca	All-Rookie
1986	Chris Seneca	First Team
	Mike Butts	All-Rookie
1987	Chris Seneca	First Team
	Mark Atkinson	Second Team
	Mike Joseph	All-Rookie
1988	Mike Butts	First Team
1989	Mike Butts	First Team
	Mike Joseph	First Team
1990	Mike Joseph	First Team
	Greg Leggett	First Team
	Mike Bright	All-Rookie

ALL-PATRIOT LEAGUE

1991	Bill Courtney	First Team
	Mike Bright	Second Team
	Patrick King	Second Team
1992	Patrick King	First Team, Player of the Year
	Bill Courtney	First Team
1993	Mike Bright	First Team, Player of the Year
	Chris Simpson	First Team
1994	Brian Anderson	First Team
	Chris Simpson	First Team
	Gordon Mboya	All-Rookie, Rookie of the Year
1995	Brian Anderson	First Team
	Sekou Hamer	Second Team
1996	Brian Anderson	First Team
	Sekou Hamer	Second Team
1997	J.R. Holden	First Team
	Gordon Mboya	First Team
	Dan Bowen	All-Rookie, Rookie of the Year
	Dyrika Cameron	All-Rookie
1998	J.R. Holden	First Team
	Martin Gilliard	Second Team
1999	Dan Bowen	First Team
	Valter Karavanic	Second Team
2000	Dan Bowen	First Team
	Brian Muckle	Second Team
2001	Bryan Bailey	First Team
2002	Bryan Bailey	First Team
	Boakai Lalugba	First Team
	Chris Niesz	All-Rookie
2003	Boakai Lalugba	First Team
	Kevin Bettencourt	All-Rookie, Rookie of the Year
2004	Kevin Bettencourt	Second Team
	Charles Lee	Second Team
	Chris McNaughton	All-Rookie
2005	Charles Lee	First Team
	Chris McNaughton	First Team
	Kevin Bettencourt	Second Team
	John Griffin	All-Rookie
	Abe Badmus	Defensive Player of the Year
2006	Charles Lee	First Team, Player of the Year
	Chris McNaughton	First Team
	Kevin Bettencourt	Second Team
	Jason Vegotsky	All-Rookie
2007	Chris McNaughton	First Team
	Donald Brown	Second Team
2008	John Griffin	First Team
	Stephen Tyree	Defensive Player of the Year
	Todd O'Brien	All-Rookie

1895-96 (1-3)			
Coach: Student Coaches			
2/14	Lock Haven	W	16 14
2/21	at Bloomsburg	L	12 24
2/22	at Wilkes-Barre	L	6 17
2/28	Williamsport	L	2 12

1896-97 (4-1)			
Coach: Student Coaches			
1/23	Danville	W	18 8
2/6	Penn	W	10 4
2/24	at W'port YMCA	W	16 8
3/5	State College	W	24 4
3/20	at State College	L	7 10

1897-98 (4-4)			
Coach: Student Coaches			
1/8	Danville	W	16 15
1/14	at Clover Wheelmen	L	6 10
1/15	at Camden	L	3 29
1/29	at Williamsport	L	12 14
2/5	Williamsport	W	30 2
2/11	at State College	L	4 12
2/23	State College	W	18 5
3/5	Cornell	W	30 7

1898-99 (3-5)			
Coach: Student Coaches			
12/19	Danville	L	8 19
1/7	Danville	W	17 9
1/16	Clover Wheelmen	L	16 18
1/20	at Williamsport	L	8 10
1/28	at State College	L	6 17
2/10	at Bridgeton	L	16 26
2/21	Williamsport	W	14 12
3/3	State College	W	12 8

1899-00 (6-3)			
Coach: Student Coaches			
1/12	Danville	W	29 12
1/19	at Bloomsburg	L	5 15
1/20	at Pittston	L	12 21
2/1	Dickinson	W	15 12
2/8	at Dickinson	W	15 12
2/10	State College	L	8 11
2/17	Cornell	W	29 10
2/22	Bloomsburg	W	25 5
3/5	State College	W	19 5

1900-01 (12-1)			
Coach: Student Coaches			
12/14	Milton	W	40 6
1/12	Quaker City	W	28 10
1/19	Wyoming Seminary	W	24 10
1/26	Dickinson	W	33 9
2/1	at Williamsport	L	5 8
2/5	Penn	W	32 9
2/8	at Gettysburg	W	30 11
2/9	at Dickinson	W	28 16
2/12	Williamsport	W	16 4
2/15	at Pittston	W	10 8
2/16	at Wyoming Sem.	W	24 8
2/22	Bloomsburg	W	18 15
3/11	Gettysburg	W	54 11

1901-02 (12-2)			
Coach: Student Coaches			
1/11	Lock Haven	W	46 8
1/17	Gettysburg	W	38 7
1/24	at Gettysburg	W	30 24
1/25	at Dickinson	W	21 13
1/31	Dickinson	W	46 3
2/8	Bloomsburg	W	42 12
2/11	Muhlenberg	W	16 5
2/12	at Princeton	L	18 19
2/13	at Lehigh	W	38 16
2/22	Lehigh	W	68 3
2/27	at Lock Haven	W	44 6
2/28	at Allegheny	L	4 26
3/1	at Warren	W	38 34
3/12	Pittston	W	30 9

1902-03 (10-0)			
Coach: Student Coaches			
1/16	Coll. of Pharmacy	W	159 5
1/23	Gettysburg	W	55 20
2/7	Franklin & Marshall	W	67 11
2/10	Ashland	W	57 12
2/28	Danville	W	68 6
3/7	LaSalle	W	45 17
3/10	Williamsport	W	15 13
3/12	at F&M	W	33 30
3/13	at Gettysburg	W	23 10
3/17	at Williamsport	W	10 6

1903-04 (7-5)			
Coach: Student Coaches			
1/15	Swarthmore	W	33 13
1/29	Scranton	W	37 14
2/6	LaSalle	W	37 14
2/10	Shenandoah	W	62 6
2/19	Gettysburg	W	31 24

2/24	Allegheny	L	10 12
3/3	Williamsport	L	13 14
3/5	at F&M	W	18 3
3/7	Williamsport	L	10 15
3/17	Wilkes-Barre	W	15 11
3/25	at Plymouth	L	7 18
3/26	at Wilkes-Barre	L	10 26

1904-05 (8-1)			
Coach: Student Coaches			
2/2	Ashland	W	40 17
2/9	Dickinson	W	46 11
2/17	Lebanon Valley	W	28 14
2/24	Williamsport	W	32 17
2/27	Dartmouth	W	24 13
3/3	at Gettysburg	W	19 13
3/4	at Lebanon Valley	L	10 29
3/11	Gettysburg	W	34 17
3/16	at Williamsport	W	14 13

1905-06 (10-2)			
Coach: Student Coaches			
1/12	Mansfield	W	25 11
1/19	Susquehanna	W	29 7
2/2	Lebanon Valley	W	46 11
2/8	Delaware	W	44 10
2/16	Swarthmore	L	16 22
2/17	Williamsport	W	33 18
2/22	Gettysburg	W	18 10
2/24	Dickinson	W	38 13
3/3	at Gettysburg	L	17 23
3/9	at Williamsport	W	28 26
3/13	Alumni	W	18 15
3/17	Lehigh	W	30 8

1906-07 (10-1)			
Coach: Student Coaches			
1/12	Susquehanna	W	40 29
1/18	Delaware	W	34 4
1/28	Bloomsburg	W	45 12
2/1	Gettysburg	W	42 12
2/9	NYU Law	W	35 9
2/14	Buffalo	W	38 11
2/21	Swarthmore	W	15 12
2/23	Alumni	W	20 16
3/1	Princeton Theo.	W	43 15
3/9	Dickinson Law	W	51 5
3/15	at H'burg Collegians	L	24 25

1907-08 (12-0)			
Coach: Student Coaches			
1/10	Susquehanna	W	46 22
1/18	Villanova	W	43 7
2/1	F&M	W	42 9
2/5	Pittsburgh	W	16 12
2/7	Lebanon Valley	W	52 13
2/20	Alumni	W	36 11
2/22	Swarthmore	W	29 9
2/28	State College	W	20 13
3/5	Keuka	W	64 19
3/7	Delaware	W	34 10
3/13	at Gettysburg	W	17 15
3/14	at F&M	W	20 17

1908-09 (9-3)			
Coach: George Hoskins			
1/15	Susquehanna	W	20 12
1/27	at Susquehanna	W	23 17
1/30	at State College	L	16 28
2/5	Allegheny	W	30 28
2/6	at Lehigh	L	13 46
2/13	Carnegie Tech	W	42 13
2/22	Swarthmore	L	16 20
2/26	Dickinson	W	28 19
3/6	Lehigh	W	16 15
3/11	Delaware	W	28 14
3/12	Gettysburg	W	28 14
3/16	Alumni	W	33 14

1909-10 (7-5)			
Coach: George Hoskins			
1/14	Susquehanna	W	45 16
1/28	Albright	W	34 22
1/31	George Washington	W	49 17
2/8	Allegheny	L	20 48
2/11	Dickinson	W	38 17
2/17	Alumni	W	20 17
2/22	Swarthmore (OT)	W	16 13
2/25	Gettysburg	W	26 18
3/4	at Dickinson	L	16 18
3/5	at Gettysburg	L	17 46
3/12	at State College	L	13 52
3/15	State College	L	10 23

1910-11 (5-6)			
Coach: George Hoskins			
1/13	Carnegie Tech	W	35 18
1/20	Albright	W	26 21
1/27	Dickinson	W	40 23
2/1	Susquehanna	W	32 21
2/10	Gettysburg	W	48 24
2/18	State College	L	10 26

2/24	at State College	L	16 34
3/3	at Susquehanna	L	32 35
3/10	at Carlisle Indians	L	17 34
3/11	at Dickinson	L	31 36
3/16	Alumni	L	28 36

1911-12 (10-6)			
Coach: C. Fulmer			
1/12	Lock Haven	W	56 13
1/19	Susquehanna	W	39 21
1/26	Lebanon Valley	W	46 10
2/3	F&M	W	39 12
2/8	at Swarthmore	L	14 31
2/10	at St. John's	L	18 28
2/16	at State College	L	19 35
2/22	State College	W	21 14
2/23	at Susquehanna	W	27 23
2/24	Alumni	W	80 20
3/1	at Albright	L	15 24
3/2	at F&M	W	27 24
3/7	at Gettysburg	L	27 40
3/8	at Mt. St. Mary's	L	17 18
3/9	at Georgetown	W	41 32
3/16	Albright	W	37 19


1912-13 (4-13)			
Coach: H.E. Zehner			
1/9	Bloomsburg	L	12 23
1/17	Lebanon Valley	W	31 20
1/25	Susquehanna	W	21 18
1/27	Gettysburg	W	33 26
2/1	at Susquehanna	W	21 18
2/7	Allegheny	L	5 46
2/13	at Seton Hall	L	16 22
2/14	at Pratt Institute	L	32 41
2/15	at Harrisburg	L	27 42
2/21	Pittsburgh	L	15 25
2/22	at Lehigh	L	17 48
2/28	Albright	L	17 25
3/7	at Albright	L	20 40
3/8	at F&M	L	21 51
3/13	at Georgetown	L	23 34
3/14	at Mt. St. Mary's	L	11 15
3/15	at Gettysburg	L	18 26

1913-14 (4-8)			
Coach: D. Schaffner			
1/9	Bloomsburg	W	23 16
1/16	WV Wesleyan	L	19 21
1/23	Susquehanna	W	25 20
1/31	at Albright	L	23 58
2/6	Albright	L	24 27
2/11	Juniata	W	37 20
2/14	at Susquehanna	L	15 41
2/19	at Gettysburg	L	29 41
2/20	at Mt. St. Mary's	L	12 41
2/21	at H'burg Collegians	L	25 59
2/26	Gettysburg	L	29 34
3/6	Wash & Jeff	W	34 11

1914-15 (5-11)			
Coach: George Cockill			
1/8	Bloomsburg	W	53 21
1/15	Muhlenberg	L	22 28
1/20	Susquehanna	W	39 28
1/26	Lafayette (OT)	W	33 32
1/29	Gettysburg	L	27 44
2/4	at Muhlenberg	L	31 44
2/5	at Lebanon Valley	W	30 28
2/6	at Albright	L	24 38
2/9	Juniata	W	38 24
2/13	at Susquehanna	L	31 47
2/15	H'burg YMCA	L	21 34
2/18	at Mt. St. Mary's	L	11 12
2/19	at Gettysburg	L	29 54
2/20	at Lancaster	L	24 62
2/26	Albright (OT)	L	36 38
3/3	at Syracuse	L	20 37

1915-16 (12-3)			
Coach: George Cockill			
1/7	Bloomsburg	W	42 20
1/14	Muhlenberg	W	23 14
1/15	at State College	L	21 42
1/21	Gettysburg	L	22 23
1/28	Susquehanna	W	40 9
2/3	at Ursinus	W	31 12
2/4	at Muhlenberg	W	35 32
2/5	at Albright	W	44 30
2/12	at Susquehanna	W	49 27
2/17	at Mt. St. Mary's	W	25 17
2/18	at Gettysburg	W	32 23
2/19	at Lebanon Valley	L	26 27
2/25	Albright	W	51 8
3/10	Ursinus	W	52 19
3/15	Williamsport Big 5	W	27 18

1916-17 (11-6-1)			
Coach: George Cockill			
1/5	Bloomsburg	W	55 25
1/12	Carlisle Indians	W	70 21
1/19	Gettysburg	W	31 30



1/26	Williamsport Five	W	32	26
2/3	Hassett School	L	20	21
2/9	Lebanon Valley	W	61	30
2/16	Nanticoke	W	45	37
2/19	at Georgetown	L	31	45
2/20	at Mt. St. Mary's	W	34	19
2/21	at Gettysburg	L	27	42
2/22	at Albright	W	43	32
2/24	F&M	W	56	17
3/2	Susquehanna	T	30	30
3/9	Albright	W	46	22
3/10	at Rochester	W	29	21
3/12	at Buffalo	L	18	34
3/13	at Canisius	L	29	37
3/14	at Susquehanna	L	23	26

Year-by-Year Results

2/6	Juniata	W	32	24
2/14	George Washington	W	49	16
2/20	at Temple	W	39	29
2/21	at F&M	W	38	33
2/26	Susquehanna	W	59	18
3/4	Alumni	W	52	26
3/5	at Dickinson	W	48	22
4/3	Lehigh	W	39	33

1920-21 (12-4)

Coach: Clarence Glass

1/7	Dickinson	W	23	16
1/8	at Susquehanna	W	24	14
1/13	at F&M	W	20	14
1/14	at Temple	L	24	27
1/15	at Swarthmore	L	11	21
1/22	Gettysburg	W	31	30
1/23	Albright	W	28	23
2/5	Franklin & Marshall	W	32	12
2/10	Susquehanna	W	25	20
2/11	Dickinson	W	33	25
2/12	at Gettysburg	L	28	29
2/24	Juniata	W	32	23
3/1	Juniata	W	27	19
3/2	Pittsburgh	W	23	20
3/3	Carnegie Tech	L	31	34
3/4	Duquesne	W	26	25

1921-22 (8-10)

Coach: Clarence Glass

1/6	Dickinson	W	35	25
1/14	Penn Forestry	W	51	18
1/21	Lebanon Valley	W	45	24
1/28	at Penn State	L	14	38
2/4	Juniata	W	51	21
2/8	at Lehigh	L	15	21
2/9	at Lafayette	L	26	29
2/10	at Muhlenberg	L	27	33
2/16	at Georgetown	L	24	28
2/17	at Geo. Washington	W	34	32
2/18	at Catholic	L	23	25
2/25	at Susquehanna	W	28	22
3/1	at Gettysburg	L	23	32
3/2	at Dickinson	L	26	55
3/3	at Delaware	W	36	16
3/4	at Temple	W	35	34
3/9	Gettysburg	L	33	39
3/11	Susquehanna	L	28	41

1922-23 (9-11)

Coach: Clarence Glass

1/13	Juniata	W	32	27
1/19	Albright	W	57	21
1/22	at Hobart	W	43	19
1/23	at Cornell	L	18	43
1/26	Susquehanna	W	44	25
2/1	at Catholic	L	21	30
2/2	at Geo. Washington	W	36	21
2/3	at Navy	L	31	37
2/6	at Rutgers	L	24	43
2/7	at Lafayette	L	21	28
2/8	at Lehigh	L	28	35
2/10	Dickinson	W	18	11
2/13	at Juniata	W	34	31
2/14	at West Virginia	L	23	25
2/15	at Bethany	L	26	31
2/27	at Susquehanna	W	29	24
3/2	Swarthmore	W	33	18
3/8	at Dickinson	L	22	42
3/9	at Gettysburg	L	25	38
3/10	at F&M	L	20	26

1923-24 (1-5)

Coach: Harry McCormick

1/8	at Penn	L	26	30
1/26	at Penn State	L	18	44
1/31	at Catholic	L	20	27
2/2	at Navy	L	12	31
2/23	Pittsburgh	W	22	10
3/7	at Lafayette	L	19	20

1924-25 (1-5)

Coach: Harry McCormick

1/9	Toronto	W	21	19
2/11	Lehigh	L	20	29
2/19	at Navy	L	21	29
2/20	at Georgetown	L	17	27
2/21	at Catholic	L	21	23
3/7	at Penn State	L	17	64

1925-26 (8-4)

Coach: Malcolm Musser

at Danville YMCA	W			
Western Maryland	W	37	21	
Franklin & Marshall	W	28	17	
at Georgetown	W	23	18	
at Navy	L	14	40	
Juniata	W	33	23	
Albright	W	41	24	
at Lebanon Valley	W	36	18	
at Penn State	L	28	39	
Gettysburg	L	26	29	

Catholic	W	36	27	
at Gettysburg	L	35	42	

1926-27 (14-4)

Coach: John Plant

Jersey Shore YMCA	W	22	18	
Juniata	W	28	26	
Susquehanna	W	56	26	
St. Francis (Pa.)	W	40	14	
Duquesne	L	19	29	
Juniata	W	33	29	
Susquehanna	W	26	18	
Muhlenberg	W	38	28	
Mt. St. Mary's	W	27	22	
Blue Ridge	W	34	25	
Gettysburg	W	36	28	
Temple	L	38	39	
State College	L	22	41	
Gettysburg	W	41	25	
Ursinus	W	40	22	
Ursinus	W	43	24	
Temple	W	34	33	
Villanova	L	20	27	

1927-28 (16-5)

Coach: John Plant

1/5	Western Maryland	W	48	34
1/12	at Ursinus	W	27	22
1/13	at Temple	L	18	29
1/14	at Haverford	W	45	25
1/19	Schuylkill	W	66	16
1/28	Susquehanna	W	46	20
2/2	Juniata	W	33	26
2/3	at Schuylkill	W	30	23
2/4	at Muhlenberg	W	41	40
2/9	at Allegheny	W	41	33
2/10	at Duquesne	L	30	32
2/11	at St. Francis (Pa.)	W	30	29
2/17	at Susquehanna	W	53	35
2/18	Temple	L	20	30
2/24	Ursinus	W	34	26
3/1	Villanova	W	46	24
3/2	at Juniata	W	46	30
3/3	at State College	L	34	36
3/7	at Mt. Alto	W	51	30
3/8	at W. Maryland	W	40	36
3/9	at Gettysburg	L	28	43

1928-29 (10-8)

Coach: John Plant

1/5	at CCNY	L	27	44
1/7	at Seton Hall	L	31	32
1/8	at Fordham	L	30	55
1/9	at Army	L	34	35
1/12	Western Maryland	W	51	33
1/17	Schuylkill	W	41	36
1/25	Colgate	W	30	29
2/5	at Princeton	L	17	27
2/7	at Penn A.C.	W	30	25
2/9	Wash. & Jeff.	W	30	29
2/12	at Geo. Washington	W	49	18
2/13	at W. Maryland	W	34	26
2/19	at Juniata	W	36	15
2/20	at State College	L	29	41
2/23	Gettysburg	L	28	37
2/28	at Schuylkill	W	41	29
3/1	at Temple	L	34	58
3/6	Juniata	W	50	27

1929-30 (6-12)

Coach: John Plant

1/10	Western Maryland	W	37	24
1/14	at Manhattan	L	28	29
1/15	at Army	L	34	47
1/16	at Lafayette	L	23	39
1/24	Temple	L	31	41
1/31	Albright	L	45	47
2/5	Wash. & Jeff.	W	43	34
2/8	Gettysburg	L	24	32
2/13	at Ursinus	W	31	26
2/14	at Albright	L	29	40
2/22	Dickinson	W	47	34
2/25	F&M	L	24	28
2/26	at Dickinson	L	29	40
2/27	at Gettysburg	W	39	38
3/1	Juniata	W	30	19
3/3	at Colgate	L	39	48
3/4	at St. Thomas	L	37	40
3/8	at State College	L	33	57

1930-31 (6-11)

Coach: John Plant

1/8	L'burg Cavalry Troop	W	35	22
1/15	Lafayette	W	36	27
1/19	at Crescent AC NYC	L	28	52
1/20	at Manhattan	L	29	41
1/21	at Army	L	21	43
1/30	Colgate	L	26	37
2/6	Western Maryland	W	30	28
2/7	Gettysburg	W	38	30
2/12	Wash. & Jeff.	W	26	19
2/13	at Albright	L	26	44

2/14	at Temple	L	25	62
2/18	at Dickinson	L	29	45
2/19	at Gettysburg	W	46	42
2/21	Albright	L	46	65
2/24	at State College	L	41	56
3/4	Lebanon Valley	L	27	58
3/6	at St. Thomas	L	27	38

Roster: Barbarin, Chenoweth, Hepler, Logan, Marter, McGoldrick, Mills, Ross, Smith.

1931-32 (7-9)

Coach: John Plant

12/17	Penn Nat'l Gd. (G)	W	53	25
1/8	at W. Maryland	W	35	32
1/14	at Temple	L	33	37
1/15	at E. Stroudsburg	W	48	44
1/16	at Lafayette	L	26	36
1/18	at Duquesne	L	25	31
1/26	at State College	L	22	48
2/8	at Catholic	L	21	28
2/9	at W. Maryland	L	21	24
2/12	at Dickinson	W	47	33
2/16	at Colgate	L	27	33
2/19	at Wash. & Jeff.	W	41	22
2/26	at Lebanon Valley	L	39	47
3/4	at Juniata	W	41	34
3/9	at Temple	L	33	42
3/10	at Villanova	W	28	27

Roster: B Blacker, 3 Chenoweth, 10 Eastburn, Fisher, Fry, 10 Hepler, Hinkle, 6 Logan, 4 MacKenzie, Smith, Williams.

1932-33 (6-8)

Coach: Malcolm Musser

1/11	Penn Nat'l Gd. (G)	W	46	26
1/13	Western Maryland	L	19	32
1/17	at Susquehanna	W	31	30
1/19	Wash. & Jeff.	W	35	18
2/10	at Temple	L	18	48
2/11	at Dickinson	L	24	54
2/14	Temple	L	24	46
2/20	Susquehanna	W	55	35
2/25	at Army	L	14	57
2/28	E. Stroudsburg	L	45	62
3/3	at Juniata	L	32	43
3/4	Villanova	L	31	42
3/8	at Lebanon Valley	W	35	29
3/13	Hinkle's Collegians	W	34	23

Roster: N/A

1933-34 (2-16)

Coach: Malcolm Musser

12/8	Georgetown	L	24	49
12/18	Susquehanna	W	31	25
1/12	Western Maryland	L	26	34
1/13	at Penn State	L	21	44
1/19	Wash. & Jeff.	L	26	33
1/26	at Villanova	L	21	47
1/27	at Temple	L	20	43
2/3	at Georgetown	L	36	63
2/5	at West Virginia	L	13	61
2/9	Colgate	L	21	26
2/15	Juniata	W	35	28
2/17	Duquesne	L	18	51
2/20	at St. Thomas	L	29	52
2/21	at Army	L	17	36
2/22	Carnegie Tech	L	33	37
3/3	West Virginia	L	18	57
3/6	at Dickinson	L	29	50
3/9	Temple	L	30	38

Roster: 12 Davis, 3 Druckenmiller, 13 Eicher, 10 Endler, 9 Gil-
liland, 7 James, 6 Leichter, 14 Lytle, 5 Myers, 4 Rhubright, 11
Schneider, 8 Sitarsky.

1934-35 (0-14)

Coach: Malcolm Musser

12/8	at Pittsburgh	L	22	52
12/14	Georgetown	L	15	26
1/8	Temple	L	19	56
1/15	Villanova	L	30	36
1/19	at Georgetown	L	22	37
2/6	at Penn State	L	32	41
2/8	West Virginia	L	21	51
2/16	at West Virginia	L	23	48
2/18	at Temple	L	28	71
2/20	at Army	L	28	39
3/1	at Juniata	L	34	44
3/4	at Villanova	L	23	44
3/6	Dickinson	L	24	30
3/	at St. Thomas	L	25	71

Roster: 10 Anderson, 6 Ballard, 7 Bolton, 12 Davis, 4 Filer, 11 Kan-
engiser, 13 Monahan, 8 Reynolds, 9 Simon, 3 Sitarsky.

1935-36 (13-4)

2/15	at Lehigh	L	32	58
2/16	at Muhlenberg	L	31	45
2/20	Susquehanna	W	42	37
2/21	at F&M	L	19	35
2/22	Juniata	W	45	33
2/24	Muhlenberg	W	29	15
2/28	Albright	W	39	38
3/2	at Juniata	W	49	46
3/3	Elizabethtown	W	48	26

Roster: K. Allen, W. Allen, 5 Armor, 10 Bush, 13 Buzas, Crawford, 12 Creveling, 7 Diblin, 9 Eshelman, 4 Good, Hickie, Johnson, G. Lane, 11 W. Lane, 3 Nolan, 6 Riley, 8 Smith, Zeller

1939-40 (13-7)

Coach: Malcolm Musser

12/7	Elizabethtown	W	55	32
12/12	at American	W	47	36
12/13	at Baltimore	L	29	43
12/16	at Penn State	W	44	37
1/10	at Dickinson	W	41	40
1/12	Lebanon Valley	W	37	34
1/13	at Albright	W	33	30
1/15	at Susquehanna	W	48	35
1/19	Dickinson	W	58	37
1/20	at Ursinus	W	37	31
1/24	Gettysburg	L	32	33
2/7	Albright	L	33	48
2/9	F&M	L	37	42
2/10	at Gettysburg	L	30	35
2/13	at Lebanon Valley	L	50	59
2/17	Muhlenberg	W	48	40
2/24	American	W	72	40
2/27	at F&M	L	33	49
2/29	at Muhlenberg	W	49	42
3/1	Ursinus	W	45	41

Roster (Pts.): Armor (12), Baker (123), Buzas (153), Carson (3), Cholewinski (13), Fahringer (43), Glass (38), Kiick (65), Longaker (172), Mastin (9), Nolan (77), Powley (10), Snyder (109), Thomas (29).

1940-41 (10-7)

Coach: Malcolm Musser

12/3	Elizabethtown	W	42	27
12/11	Penn State	L	21	55
1/8	at Muhlenberg	L	38	56
1/9	at F&M	L	36	45
1/14	Lebanon Valley	W	59	46
1/16	Muhlenberg	W	54	38
2/3	Susquehanna	W	41	25
2/5	at Gettysburg	L	46	47
2/7	Ursinus	W	51	18
2/13	at Lebanon Valley	W	45	28
2/19	Albright	L	38	40
2/21	F&M	L	41	49
2/22	at Rutgers	W	41	37
2/28	at Ursinus	W	50	39
3/1	at Albright	W	48	38
3/3	at Dickinson	L	50	51
3/4	Gettysburg	W	39	32

Roster (Pts.): 11 Armor (14), 6 Baker (64), Burke (5), 13 Buzas (126), Culbertson (14), Dedrick (5), 4 Fahringer (92), 7 Glass (126), 5 Haines (184), McElhany (0), 3 Nolan (87), Secunda (0), Snyder (7).

1941-42 (9-9)

Coach: Malcolm Musser

12/6	Elizabethtown	W	43	22
12/9	at Susquehanna	W	22	18
12/10	at Penn State	L	32	48
12/13	at Albright	L	43	57
1/10	at Muhlenberg	L	62	64
1/13	Gettysburg	L	37	44
1/17	F&M	L	39	42
1/19	Lebanon Valley	W	77	44
1/31	Juniata	W	60	37

2/4	at Gettysburg	L	44	48
2/11	Albright	L	46	49
2/12	at Lebanon Valley	W	47	29
2/20	Ursinus	W	50	33
2/24	at F&M	L	38	54
2/26	Muhlenberg	W	68	39
3/3	at Ursinus	L	46	53
3/5	at Juniata	W	48	45
3/6	Dickinson	W	56	27

Roster: 10 Culbertson, 8 Dedrick, 4 Fahringer, 7 Glass, Graham, 5 Haines, Heim, 12 Keegan, 6 McKeeagan, Schilder, 11 Schnure, 13 Secunda, 9 Silberman, 3 Snyder, 14 Stamm.

1942-43 (5-8)

Coach: John Sitarski

12/3	Elizabethtown	W	57	24
12/12	at Penn State	L	22	36
12/16	Muhlenberg	L	43	44
1/8	at Lafayette	L	25	36
1/9	at Muhlenberg	W	46	41
1/11	Susquehanna	W	39	25
1/18	at Lebanon Valley	W	44	37
2/4	Juniata	W	45	30
2/6	at Albright	L	37	55
2/10	Lebanon Valley	L	43	44
2/18	Albright	L	37	43
2/24	at Gettysburg	L	36	57
2/27	Gettysburg	L	32	34

Roster (Pts.): Baserman (0), Brader (1), 6 Burns (87), Comerford (4), 4 Culbertson (50), 13 Downes (12), 10 Edmunds (8), 5 Haines (94), 14 Hamre (12), 8 Henry (5), 3 Fornwald (89), 12 Keegan (61), 7 Meltzer (25), 11 Schilder (0), 9 Silberman (54), Stiefel (2), Stultz (2).

1943-44 (9-3)

Coach: J. Ellwood Ludwig

12/11	at Penn State	W	29	26
12/15	1389 th Svc. Unit	W	57	39
1/8	Lehigh	W	54	27
1/14	at Lehigh	W	47	35
1/15	at Muhlenberg	L	32	48
1/22	Villanova	L	42	43
1/25	at F&M	W	52	47
1/29	Bloomsburg	W	42	37
2/5	at Villanova	W	49	39
2/9	at Bloomsburg	L	39	54
2/12	F&M	W	38	30
2/16	Muhlenberg	W	39	37


Roster (Pts.): Burns (37), Day (49), Formwald (25), Hewson (10), Hoeveler (120), Lefkandinos (116), Mastriani (73), 8. Reash (9), D. Reash (22), Seel (13).

1944-45 (10-7)

Coach: J. Ellwood Ludwig

12/6	Elizabethtown	W	81	30
12/9	Bloomsburg	W	30	28
12/13	at Villanova	W	43	42
12/15	Marshall	L	49	52
12/20	at Penn State	L	30	32
1/6	F&M	W	44	35
1/10	Olmsted Army	W	49	32
1/13	at Bloomsburg	L	52	56
1/17	Scranton	L	41	45
1/19	at Olmsted Army	W	49	32
1/20	at F&M	W	53	45
1/24	at Indiantown Gap	L	26	34
1/27	Villanova	W	46	34
1/31	Muhlenberg	L	33	35
2/3	at Muhlenberg	L	41	51
2/7	Indiantown Gap	W	59	46
2/10	at Scranton	W	62	55

Roster (Pts.): 13 Cayce (9), 6 Desci (158), 9 Hays (4), 14 Heddings (77), 3 Hourihan (4), 5 McClintock (2), 7 McDaniel (79), Netski (42), Sever (0), 8 Swarner (39), 12 Williams (231), 4 Wilson (126).



1945-46 (6-11)

Coach: J. Ellwood Ludwig

12/5	at Rutgers	L	41	51
12/8	Villanova	W	43	32
12/12	F&M	W	43	32
12/15	Lehigh	W	55	32
12/19	at Penn State	L	33	58
1/5	at Navy	L	30	71
1/9	at Villanova	L	52	54
1/12	Lafayette	L	28	39
1/18	at Lehigh	L	44	69
1/19	at Muhlenberg	L	45	63
1/26	Penn State	L	28	47
1/30	at Gettysburg	L	37	46
2/2	Muhlenberg	L	39	45
2/9	Gettysburg	W	44	36
2/14	Moravian	W	53	42
2/16	at F&M	W	37	29
2/20	at Lafayette	L	35	56

Roster: Edmonds, Fleuchaus, Fortinberry, Frazier, Grey, Haas, McGinn, Joest, Seel, Trainor, Von Heill, Wilson.

1946-47 (11-8)

Coach: J. Ellwood Ludwig

12/11	Penn State	W	38	34
12/14	at Lehigh	W	54	37
12/18	Lehigh	W	68	40
1/11	Rutgers	W	52	45
1/15	at Penn State	L	45	52
1/18	American	W	71	40
1/20	at N.Y. Maritime	W	43	37
1/21	vs. Rhode Island St.	L	52	59
2/1	at Muhlenberg	L	54	67
2/4	at American	L	51	54
2/5	at Navy	L	36	41
2/8	Lafayette	L	48	49
2/12	at Gettysburg	W	58	47
2/15	Temple	W	34	33
2/20	at Lafayette	L	40	49
2/22	Gettysburg	W	39	38
2/26	at Villanova	L	58	72
3/1	Dickinson	W	55	44
3/8	Muhlenberg	W	84	65

Roster: Cayce, 12 Decsi, 9 Formwald, Haas, Hamre, 6 Hoeveler, Lose, 5 Seel, 3 Sweeney, 11 Williams, 4 Wilson.

1947-48 (5-17)

Coach: Jack Guy

12/6	at Cornell	L	34	58
12/10	at Lehigh	L	44	47
12/13	Juniata	W	66	35
12/17	at Penn State	W	46	42
1/7	at Rhode Island St.	L	71	99
1/10	Lehigh	W	55	44
1/14	at Wash. & Jeff.	L	31	45
1/17	Muhlenberg	L	47	57
1/21	Penn State	W	36	29
1/31	at Navy	L	36	51
2/2	at Duquesne	L	35	48
2/7	at Lafayette	L	45	61
2/11	Gettysburg	L	39	52
2/14	Waynesburg	L	45	54
2/16	at F&M	L	58	60
2/21	Lafayette	L	53	84
2/25	at Gettysburg	W	63	55
2/27	Villanova	L	41	80
2/28	at Muhlenberg	L	37	105
3/3	at Dickinson	L	54	61
3/4	Albright	L	54	57
3/10	at Rutgers	L	53	94

Roster (Pts.): Cholewinski (41), Comerford (63), Day (7), Decsi (143), Fawcett (1), Hamre (66), Hoving (52), Kauffman (5), Lose (166), Mosny (135), Stumbaugh (10), Swarner (96), Sweeney (15), Weiss (36), Woodcock (151).

1948-49 (2-18)				
Coach: Jack Guy				
12/1	Susquehanna	W	46	44
12/4	F&M	W	66	44
12/8	at Temple	L	40	82
12/11	at Albright	L	48	62
12/15	Lehigh	L	49	50
12/18	at West Virginia	L	61	94
1/8	at Waynesburg	L	60	72
1/12	Gettysburg	L	60	67
1/15	at Muhlenberg	L	45	81
1/29	at Navy	L	41	56
1/31	at American	L	41	75
2/5	Lafayette	L	46	78
2/8	Rhode Island State	L	42	78
2/12	at Lehigh	L	60	78
2/19	at Buffalo	L	50	58
2/23	at Gettysburg	L	66	82
2/26	Muhlenberg	L	59	80
3/2	at Lafayette	L	37	68
3/5	Dickinson	L	49	63
3/9	Rutgers	L	62	87

Roster (G/PPG): 6 Cholewinski (12/6.3), Clark (19/2.6), 7 Comerford (11/10.3), Giles (10/1.7), 3 Hall (15/0.9), 9 Hess (20/2.1), 5 Lavin (19/5.6), 11 Lose (20/8.1), 8 Mosny (20/11.5), Ragg (11/0.6), 14 Raynor (18/4.5), Woodcock (18/7.3).

1949-50 (5-16)

Coach: Jack Guy

12/7	at Juniata	W	50	48
12/10	Dickinson	L	56	60
12/14	at Lehigh	W	71	52
12/17	Wash. & Jeff.	L	45	56
1/7	at Rutgers	L	63	88
1/11	at Gettysburg	L	71	73
1/14	Lehigh	W	60	41
1/18	Muhlenberg	L	80	92
1/21	Gettysburg	L	65	69
2/4	at Lafayette	L	49	61
2/6	at American	L	62	79
2/8	at Navy	L	54	71
2/11	at Rhode Island St.	L	78	88
2/14	F&M	W	98	54
2/18	Lafayette	L	61	66
2/22	at F&M	L	82	84
2/25	at Muhlenberg	L	81	95
3/1	Albright	L	67	76
3/4	at Dickinson	L	68	80
3/6	at Susquehanna	W	85	54
3/8	Westminster	L	82	86

Roster (G/PPG): 14 Deakne (0/0.0), 22 DeLoa (21/7.9), 11 Gallagher (21/17.4), 4 Hall (10/1.8), 12 Kough (7/0.7), 7 Lavin (21/2.9), 15 McKibbin (18/7.3), 8 Mosny (8/7.3), 6 Rogers (12/10.5), 9 Schaumburg (17/3.9), 5 Schroeder (9/0.7), 13 Strassner (21/15.9), 10 Wagner (0/0.0), 3 Webber (18/4.1).

1950-51 (9-13)

Coach: Jack Guy

12/5	Juniata	W	87	54
12/8	at Princeton	L	64	76
12/9	at Lehigh	W	59	53
12/13	at Cornell	L	47	63
12/16	Rhode Island State	W	80	68
12/19	Albright	W	74	58
1/6	Lafayette	L	46	61
1/10	Penn State	L	15	25
1/13	at Rutgers	W	74	56
1/17	at Muhlenberg	L	67	69
1/20	Lehigh	W	77	56
2/3	at Penn State	L	53	67
2/9	at Pittsburgh	L	45	67
2/10	at Wash. & Jeff.	L	68	87
2/17	Gettysburg	L	86	88
2/21	F&M	W	95	77
2/23	at Rochester	W	71	64
2/24	at Colgate	W	82	76
2/28	at Gettysburg	L	91	76
3/3	at Dickinson	L	73	75
3/7	at Lafayette	L	58	65
3/10	Muhlenberg	L	62	80

Year-by-Year Results

2/5	Rutgers	W	101	89
2/8	at Connecticut	L	59	85
2/9	at Rhode Island St.	W	85	74
2/13	at Lehigh	L	60	64
2/16	at Buffalo	L	75	91
2/20	at F&M	L	86	103
2/23	Gettysburg	W	73	71
2/26	Dickinson	W	98	70
3/1	at Cornell	L	67	87
3/5	at Muhlenberg	L	74	99
3/8	Penn State	L	67	80

Boston Tournament

Roster (G/PPG): 22 DeLoce (24/9.8), 11 Gallagher (24/16.5), 9 Lindsey (2/1.0), 14 Longo (4/0.0), 15 McKibbin (23/9.3), 7 Poff (24/7.3), 8 Reichman (13/3.0), 5 Schroeder (17/1.4), 12 Siegel (0/0.0), 13 Strassner (21/12.7), 6 Strella (12/11.0), 10 Wagner (18/2.1), 3 Webber (24/9.6).

1952-53 (3-16)

Coach: Ben Kribbs

12/6	Juniata	W	76	73
12/10	at Lehigh	L	56	85
12/13	Albright	L	55	65
12/16	at Dickinson	L	33	55
1/7	Gettysburg	L	58	79
1/10	Lafayette	L	59	63
1/14	at Muhlenberg	L	52	90
1/21	at Albright	L	50	89
2/4	Muhlenberg	L	64	82
2/7	at W. Maryland	W	86	83
2/11	Lehigh	L	62	83
2/14	at Penn State	L	49	71
2/18	at Lafayette	L	48	73
2/21	at Gettysburg	L	72	88
2/25	Susquehanna	W	93	73
2/28	at Buffalo	L	58	82
3/3	F&M	L	83	103
3/6	at Hartwick	L	65	97
3/7	at Colgate	L	70	117

Roster (G/PPG): Bradway (19/10.1), 11 Christian (N/A), 4 Cox (19/5.5), 6 Johnson (19/3.2), 5 Landis (19/5.1), Lindsay (N/A), 10 Parker (19/14.0), 7 Poff (8/12.0), Reichman (19/9.2).

1953-54 (4-16)

Coach: Ben Kribbs

12/5	Lehigh	L	61	73
12/8	at Dickinson	L	43	68
12/12	Connecticut	L	64	80
12/16	at Juniata	L	60	83
12/18	Albright	L	61	77
1/6	at Muhlenberg	L	55	88
1/8	Colgate	W	76	74
1/13	Gettysburg	L	52	88
1/16	at Albright	L	59	76
1/23	at Lafayette	L	49	75
1/27	Penn State	L	43	49
2/6	at Rutgers	L	73	81
2/10	Lafayette	L	77	89
2/12	at Susquehanna	W	84	61
2/17	Dickinson	W	77	65
2/20	at Gettysburg	L	57	75
2/23	Juniata	W	84	77
2/27	at Lehigh	L	69	84
3/3	at F&M	L	80	97
3/6	Muhlenberg	L	76	96

Roster (G/PPG): 9 Boring (11/2.2), 3 Bradway (16/13.5), 4 Cox (16/4.7), 11 Guttermuth (13/2.8), 6 Johnson (20/5.5), Krise (6/0.6), 8 McKenzie (20/10.9), 10 Parker (20/15.5), 7 Poff (7/10.0), 12 Rappel (20/2.8), 21 Richards (8/2.5), 15 Slavitt (9/1.9), 14 Smith (20/1.5), 13 Wain (18/6.8).

1954-55 (3-18)

Coach: Ben Kribbs

12/1	Albright	W	102	87
12/4	at Lehigh	L	65	87
12/10	at Colgate	L	76	93
12/11	at Rochester	L	86	94
12/17	Rutgers	L	87	89
1/5	at Penn State	L	45	94
1/8	Muhlenberg	L	74	96
1/12	at Gettysburg	L	87	92
1/15	Lafayette	L	93	117
1/22	at Albright	L	70	76
2/4	at Iona	L	68	91
2/5	at NYU	L	65	82
2/9	at Lafayette	L	72	81
2/12	Dickinson	L	81	82
2/14	Susquehanna	W	95	67
2/16	at Juniata	L	66	70
2/19	Gettysburg	L	54	78
2/23	at Pittsburgh	L	74	81
2/26	Lehigh	L	59	61
3/2	Franklin & Marshall	W	111	91
3/5	at Muhlenberg	L	75	95

Roster (G/PPG): 9 Baccelli (21/12.3), 14 Beatty (18/12.9), 10 Corrigan (21/12.9), 15 Kenzie (21/4.4), 12 Rappel (15/0.5), 8 Schanley (15/1.6), 13 Slavitt (20/6.3), 11 Tannenbaum (21/11.7), 7 Voorhees (21/14.0).



All-time leading scorer Al Leslie (center, facing camera) celebrates a win with his teammates and Davis Gym faithful.

1955-56 (10-14)

Coach: Ben Kribbs

12/3	Juniata	W	71	68
12/9	Colgate	L	74	77
12/14	Lehigh	W	71	57
12/17	at Albright	W	66	63
12/27	at Hofstra	L	62	88
12/28	vs. Cortland#	L	87	90
1/7	at Carnegie Tech	W	65	60
1/11	Gettysburg	W	79	68
1/14	at Lafayette	L	45	98
1/18	Penn State	W	81	74
1/21	at Muhlenberg	L	80	93
2/3	at Hofstra	L	81	83
2/4	at Wagner	L	56	78
2/8	at Temple	L	50	88
2/11	Delaware	W	91	82
2/15	at Penn State	L	67	79
2/18	at Gettysburg	L	77	87
2/21	Muhlenberg	L	86	100
2/24	Lafayette	L	62	63
2/25	at Lehigh	L	57	63
2/28	F&M	W	69	60
3/2	at Colgate	L	42	63
3/3	at Rochester	W	73	70
3/7	Albright	W	95	88

Hofstra Christmas Tournament

Roster (G/PPG): Baccelli (24/7.5), Beatty (23/9.3), Beidleman (10/3.1), Corrigan (20/6.3), Kenzie (24/5.1), Salankiewicz (15/3.5), Slavitt (22/3.6), Strizzi (24/6.5), Tannenbaum (22/14.4), Taylor (5/2.0), Voorhees (23/8.9), Wieder (22/8.8).

1956-57 (16-8)

Coach: Ben Kribbs

12/1	at Cornell	W	60	54
12/8	Gettysburg	W	79	61
12/12	at Lehigh	W	72	65
12/14	Colgate	W	63	51
12/18	at Delaware	W	59	58
12/27	vs. Wagner#	W	83	65
12/28	vs. Cortland#	W	94	67
12/29	vs. West Va. Tech#	L	51	88
1/4	Hofstra	W	71	41
1/5	at Juniata	W	67	50
1/10	at Pittsburgh	L	49	64
1/12	Lafayette	L	60	68
1/15	Albright	W	76	59
1/19	at Muhlenberg	W	74	68
2/2	at Lafayette	L	65	87
2/9	Wagner	L	57	70
2/13	at Penn State	L	56	59
2/15	Carnegie Tech	W	63	58
2/16	at Gettysburg	W	79	66
2/20	Penn State	W	70	56
2/23	at Colgate	L	75	88
2/27	at F&M	W	81	58
3/2	Lehigh	W	80	66
3/6	at Albright	L	57	66

Hofstra Christmas Tournament

Roster (G/PPG): Baccelli (23/12.9), Beatty (19/7.1), Beidleman (3/0.0), Corrigan (6/11.8), Danzig (24/14.3), Ericsson (19/4.4), Flanagan (21/7.0), Harley (15/5.5), Kniffin (17/7.3), Salankiewicz (19/1.9), Strizzi (23/2.9), Tannenbaum (20/7.2), Voorhees (21/3.5), Wieder (14/3.1), Wooster (2/0.0).

1957-58 (16-8)

Coach: Ben Kribbs

12/3	F&M	W	68	56
12/6	at Colgate	W	70	66
12/7	at Cornell	L	58	64
12/11	at Gettysburg	W	80	58
12/14	Temple	L	59	75
12/19	vs. Tennessee#	L	71	89
12/20	vs. Davidson#	W	68	58

12/21	vs. Clemson#	L	66	71
1/8	Albright	W	100	76
1/11	Delaware	W	79	55
1/15	at St. Joseph's	L	64	75
1/18	at Lafayette (2OT)	L	71	74
2/1	at Richmond	L	63	81
2/5	Lehigh	W	55	51
2/8	Colgate	W	76	71
2/12	Juniata	W	88	58
2/14	at Westminster	W	80	66
2/15	at Carnegie Tech	L	50	61
2/19	at Penn State	W	63	56
2/21	Lafayette	W	67	57
2/26	Gettysburg	W	80	58
3/1	at Lehigh	W	72	60
3/5	Penn State (OT)	W	75	73
3/8	Muhlenberg	W	79	71

Charlotte (N.C.) Tournament

Roster (G/PPG): 37 Danzig (24/17.8), 31 Ericsson (24/7.5), 30 Flanagan (24/14.6), 32 Harley (23/13.0), 33 Horn (12/1.3), 25 Matz (5/1.8), 24 Salankiewicz (22/2.9), 27 Strizzi (24/5.9), 23 Thompson (23/5.9), 26 Wieder (17/2.1), 28 Wooster (18/2.4).

1958-59 (16-7)

Coach: Ben Kribbs

12/4	Gettysburg	W	77	62
12/6	at Rutgers	W	95	69
12/10	Lehigh	W	74	52
12/13	at Cornell	L	55	61
12/19	Colgate	W	90	60
12/29	vs. St. Francis (N.Y.)#	L	65	73
12/30	vs. South Carolina#	W	67	65
12/31	vs. Pittsburgh#	W	95	76
1/3	Delaware	W	66	53
1/7	at LaSalle (OT)	L	68	70
1/10	Westminster	W	78	69
1/13	at Penn State	W	80	67
1/17	at Pittsburgh	W	72	58
1/31	at Gettysburg	W	71	68
2/5	Temple	W	79	72
2/7	at Albright	W	61	57
2/14	at F&M	W	79	78
2/18	St. Joseph's	L	64	87
2/21	at Delaware	L	79	86
2/25	Lafayette (OT)	L	80	89
2/28	Carnegie Tech	W	75	61
3/4	at Muhlenberg	L	72	80
3/7	Penn State	W	74	69

Carroussel Tournament, Charlotte, N.C.

Roster (G/PPG): 22/23 Babich (15/3.4), 44/45 Danzig (23/17.1), 24/25 Ericsson (23/10.2), 32/33 Evans (N/A), 10/11 Flanagan (22/14.8), 20/21 Harley (23/16.3), 30/31 Horstman (N/A), 14/15 Kasnick (N/A), 40/41 Matz (17/2.4), 12/13 Slife (N/A), Stoops (N/A), 42/43 Thompson (23/9.7), 34/35 Wooster (12/3.8).

1959-60 (10-11)

Coach: Ben Kribbs

12/2	F&M	W	82	55
12/5	LaSalle	L	62	84
12/12	Gettysburg	W	80	71
12/16	at Lehigh	L	69	70
12/18	Albright	W	81	63
12/21	Rhode Island	W	74	66
1/1	vs. The Citadel#	L	73	95
1/2	vs. Harvard#	L	59	68
1/4	at Duke	L	36	72
1/7	Delaware	W	72	55
1/12	Penn State	L	56	71
1/16	at Lafayette	W	83	69
1/29	at Geo. Washington	L	55	69
1/30	at Gettysburg	L	46	61
2/6	Temple	L	50	63
2/12	Rutgers	W	70	53

2/15	at Penn State	L	60	62
2/19	at Rochester	W	92	74
2/24	at St. Joseph's	L	63	83
2/27	at Delaware	W	75	72
3/1	Muhlenberg	W	83	71

Poinsettia Tournament (Greenville, S.C.)

Roster (G/PPG): 22/23 Babich (19/6.5), 12/13 Cooney (11/3.5), 32/33 Evans (20/9.2), 52/53 Fadden (21/7.4), 10/11 Hill (10/3.2), 14/15 Kasnick (15/3.3), 54/55 Lampus (19/5.8), 40/41 Matz (9/3.3), Ott (4/0.3), 30/31 Roman (12/3.1), 50/51 Steiner (20/15.9), 42/43 Thompson (21/16.3).

1960-61 (12-11, 5-6 MAC)

Coach: Ben Kribbs

12/1	Gettysburg*	L	66	72
12/3	at Rutgers*	W	58	55
12/7	at Cornell	L	50	52
12/10	CCNY	W	73	55
12/14	at LaSalle*	L	69	79
12/16	Delaware*	W	81	80
12/19	Baldwin-Wallace	W	93	76
1/4	Colgate	W	104	82
1/7	at Delaware*	W	75	69
1/10	Penn State	W	71	67
1/14	Geo. Washington	W	101	85
1/27	at Virginia	W	99	81
1/28	at VMI	L	79	101
1/31	at Pittsburgh	L	67	79
2/2	at Gettysburg*	L	67	68
2/7	at Penn State	L	63	65
2/10	Westminster	W	91	82
2/14	at Temple*	L	66	78
2/18	Buffalo	L	73	74
2/22	St. Joseph's*	L	67	92
2/25	Lehigh*	W	88	63
2/28	at Muhlenberg*	W	82	73
3/7	Lafayette*	L	79	95

* Middle Atlantic Conference games

Roster (G/PPG): 22/23 Babich (23/12.6), 10/11 Kniffin (14/20.1), 20/21 Penrose (21/6



The always energetic Jim Valvano spent three seasons as Bucknell's head coach (1972-75).

Downeast Classic, Bangor, Maine
Roster (G/PPG): 14/15 Bouldin (15/3.9), 40/41 Gentile (1/2.0), 52/53 Hathaway (23/16.3), 30/31 Headley (11/3.0), 42/43 Heiner (23/5.8), 34/35 Hester (21/6.8), 12/13 Johnson (23/6.7), 32/33 Kaminsky (10/0.8), 10/11 Matthews (23/14.5), 20/21 Penrose (14/15.3), 24/25 Seiler (6/0.3), 22/23 Watahovich (8/4.1).

1963-64 (8-13, 3-7 MAC)			
Coach: Gene Evans			
12/2	American	W	71 55
12/6	at Bethany	L	54 66
12/7	at Wash. & Jeff.	W	62 45
12/12	at Gettysburg*	L	57 59
12/14	LaSalle*	L	75 93
12/17	Scranton	W	98 80
12/20	at Lafayette*	L	64 76
1/4	at Delaware*	L	70 75
1/8	Westminster	L	76 83
1/11	Gettysburg*	W	78 52
1/15	Pittsburgh	L	60 75
1/18	Temple*	L	65 72
2/5	at Penn State	L	52 80
2/8	at Rutgers	W	72 71
2/12	at St. Joseph's* (OT)	L	63 71
2/15	Delaware* (OT)	W	88 84
2/18	at Navy	L	47 86
2/22	Lehigh*	W	72 68
2/26	Albright	W	83 65
2/29	at Lehigh*	L	51 62
3/4	Penn State	L	58 66

* Middle Atlantic Conference games

Roster (G/PPG): 14/15 Bouldin (9/1.1), 32/33 Carson (11/1.0), 20/21 Douglass (5/1.6), 50/51 Friend (9/2.4), 12/13 Fuehrer (14/2.1), 52/53 Hathaway (21/17.2), 30/31 Headley (21/6.8), 42/43 Heiner (21/5.6), 34/35 Hester (21/9.1), 22/23 Kozella (21/7.0), 10/11 Matthews (21/12.8), 54/55 Mitchell (10/6.1), 44/45 Narcum (5/1.6), 24/25 Sloper (7/0.6), 40/41 Unger (14/2.4).

1964-65 (11-13, 2-5 MAC)			
Coach: Don Smith			
12/5	Bethany	W	65 42
12/8	at Gettysburg*	L	44 62
12/12	at Lehigh*	L	55 60
12/15	Wash. & Jeff.	W	69 54
12/18	at Westminster	L	56 57
12/19	at Pittsburgh	L	59 65
12/22	at Akron#	L	63 65
12/23	vs. Capital#	W	84 62
1/6	at Scranton	W	82 68
1/9	at Colgate	W	64 52
1/13	Gettysburg*	W	70 51
1/15	Rutgers	L	66 70
1/27	at Albright	W	64 52
1/30	at Rhode Island	L	69 74
2/4	at American	W	79 69
2/6	Lafayette*	L	45 58
2/10	Penn State	L	61 79
2/12	Army	L	49 64
2/13	at Delaware*	W	81 65
2/16	at St. Joseph's*	L	57 94
2/20	at Lafayette*	L	49 66
2/24	at Penn State	L	52 68
2/27	Lehigh	W	85 54
3/2	Delaware	W	85 69

* Middle Atlantic Conference games

Rubber City Classic, Akron, Ohio

Roster (G/PPG): 25 Carson (17/1.3), 35 Convery (1/0.0), 15 Douglass (15/4.1), 55 Friend (12/0.7), 13 Fuehrer (22/5.6), 53 Hathaway (24/19.6), 43 Heiner (24/4.1), 31 Herz (13/1.2), 21 Kozella (24/8.0),

11 Matthews (23/10.3), 51 McMonigle (22/6.5), 45 Rodgers (24/6.3), 41 Unger (16/1.3), 33 Zavorskas (7/1.6).

1965-66 (15-10, 7-2 MAC)			
Coach: Don Smith			
12/4	at Davidson	L	48 90
12/8	at Lafayette*	W	84 78
12/11	Wagner	L	80 98
12/15	at LaSalle*	L	68 87
12/17	Westminster	W	88 64
12/18	at Buffalo	L	61 72
12/21	vs. Marietta#	L	66 75
12/22	vs. Geneva#	W	65 68
1/5	at Gettysburg*	W	71 60
1/8	Scranton	W	105 74
1/10	American	W	80 74
1/12	at Penn State	L	55 95
1/15	Pittsburgh	W	66 57
2/2	at Army	L	38 84
2/5	at Rutgers	L	73 78
2/10	Gettysburg*	W	69 58
2/12	Delaware*	W	94 70
2/16	Albright	W	69 62
2/18	Colgate	W	65 61
2/19	Lafayette*	L	67 74
2/23	Penn State	L	57 66
2/26	at Lehigh*	W	67 58
3/1	at Delaware*	W	74 69
3/4	Lehigh*	W	71 64
3/5	at W&J (OT)	W	75 65

* Middle Atlantic Conference games

Rubber City Classic, Akron, Ohio

Roster (G/PPG): Bartley (15/8.8), 23 Carroll (13/1.5), 35 Carson (12/1.5), 41 Cranston (9/2.3), 15 Douglass (23/5.2), 31 Frick (8/0.7), 55 Friend (22/6.3), 13 Fuehrer (12/3.5), 51 McMonigle (18/14/7), 43 Murphy (25/8.9), 21 Kozella (25/11.4), 45 Rodgers (25/17.0), 33 Zavorskas (18/2.9).

1966-67 (11-11, 6-3 MAC)			
Coach: Don Smith			
12/7	Lafayette*	W	66 63
12/10	Wagner	W	67 62
12/12	at Penn State	L	58 65
12/15	F&M	W	85 60
12/17	at Lehigh*	L	55 62
12/20	vs. Wash. Univ.#	W	82 66
12/21	at Akron#	L	60 87
1/7	at Colgate	L	68 83
1/11	at Albright	L	48 50
1/14	Gettysburg*	W	89 74
1/26	at Pittsburgh	L	58 63
1/28	at Westminster	L	69 83
2/1	Delaware*	W	69 68
2/4	Rutgers	W	70 72
2/8	American*	W	68 64
2/10	Navy	W	67 64
2/11	at Delaware*	L	42 72
2/15	at Gettysburg*	L	59 84
2/18	at Lafayette*	W	73 61
2/22	Penn State	W	65 62
2/25	Lehigh* (OT)	W	60 57
3/1	at Scranton	L	83 92

* Middle Atlantic Conference games

Rubber City Classic, Akron, Ohio

Roster (G/PPG): 35 Carson (10/0.9), 41 Cranston (12/1.3), 23 Farver (22/5.6), 53 Greenwood (22/9.9), 32 Hohenthal (7/1.4), 51 McMonigle (22/16.8), 43 Murphy (22/10.5), 45 Rodgers (22/13.5), 15 Schneider (16/6.5), 25 Solter (18/4.7).

1967-68 (12-11, 4-6 MAC)			
Coach: Don Smith			
12/1	at Davidson	L	70 91
12/2	at Wagner	L	72 91
12/6	at Delaware*	L	79 82
12/9	Lafayette*	L	81 82
12/13	LaSalle*	L	69 84
12/16	Lehigh*	W	78 65
12/18	Penn State	W	83 68
12/28	vs. St. Francis (NY)#	W	84 81
12/29	at LeMoyne (OT)	L	74 78
1/4	Scranton (OT)	W	95 94
1/6	at F&M	W	85 69
1/10	Albright	W	82 50
1/13	at American*	L	76 77
1/29	Colgate	W	119 106
2/1	at Gettysburg*	L	79 90
2/3	at Rutgers	L	66 67
2/6	Wash. & Jeff.	W	99 59
2/10	Delaware*	W	88 87
2/16	Westminster	L	69 84
2/17	at Lafayette*	W	63 59
2/21	at Penn State (OT)	W	74 73
2/24	at Lehigh*	L	67 75
2/27	Gettysburg*	W	94 86

* Middle Atlantic Conference games

LeMoyne Tournament


Roster (G/PPG): 34 Carson (13/1.5), 12 Cegles (18/1.8), 22 Farver (23/9.8), 30 Garbrandt (3/2.0), 52 Greenwood (23/13.2), 32 Hohenthal (7/1.1), 40 Ibanez (9/1.0), 20 McKernan (6/1.8), 42 Murphy (23/11.7), 14 Schneider (23/18.4), 24 Solter (22/2.3), 10 Turner (3/0.0), 50 Wherry (23/20.4).

1968-69 (13-11, 7-3 MAC)			
Coach: Don Smith			
12/3	Gettysburg*	W	99 71
12/7	at American*	W	59 57
12/13	at Wabash	W	86 66
12/14	at DePauw	W	71 64
12/18	Delaware*	W	100 82
12/20	Penn State	L	60 79
12/31	at Florida	L	70 74
1/4	at Miami	L	82 89
1/6	Lafayette*	W	77 49
1/7	Cornell	L	68 70
1/11	F&M	W	102 53
1/15	at Albright	W	104 76
2/1	at Penn State	L	66 68
2/3	at Wash. & Jeff.	W	86 69
2/4	at Westminster	L	55 56
2/8	Pittsburgh	W	71 59
2/13	at Lehigh* (OT)	L	76 78
2/15	at Lafayette*	W	80 50
2/18	Rutgers	L	70 76
2/21	Lehigh*	W	102 73
2/22	at Delaware*	L	60 63
2/25	at Colgate	L	71 93
2/28	at St. Joseph's*	L	67 83
3/5	at Gettysburg*	W	89 63

* Middle Atlantic Conference games

Roster (G/PPG): 32/33 Bonkoski (N/A), 34/35 Carson (N/A), 12/13 Cegles (22/7.2), 22/23 Farver (22/8.0), 52/53 Greenwood (24/14.8), 30/31 Marble (N/A), 20/21 McKernan (22/4.0), 42/43 Riley (N/A), 14/15 Schneider (N/A), 24/25 Solter (N/A), 10/11 Wagner (N/A), 50/51 Wherry (24/17.7).

1969-70 (6-17, 3-8 MAC)			
Coach: Don Smith			
12/3	at Rider* (OT)	L	90 94
12/6	Lehigh*	L	66 75
12/11	American*	L	82 89
12/13	at Colgate	L	71 97
1/3	at Miami	L	88 93
1/5	at Virginia Tech	L	53 57



Bill Gravelly is also the BU record-holder in the triple jump.

1/10	Lafayette*	L	76 80
1/12	at Delaware*	W	83 81
1/17	Colgate	L	70 84
1/21	at Gettysburg*	W	81 63
1/24	at Pittsburgh	L	53 79
1/28	at Rutgers	L	54 65
1/31	at Syracuse	L	69 84
2/2	at Lehigh*	L	57 72
2/4	Gettysburg*	W	77 66
2/7	NYU	L	58 59
2/11	at Penn State	L	62 77
2/14	at Lafayette*	L	73 105
2/20	Rider*	L	65 69
2/21	Westminster	W	82 66
2/24	Delaware*	L	86 94
3/3	Penn State	W	57 54
3/7	at Rochester	W	82 62

* Middle Atlantic Conference games

Roster (G/PPG): 52/53 Arrowsmith (18/1.6), 32/33 Bonkoski (22/6.5), 12/13 Cegles (23/7.7), 20/21 Hartigan (9/1.9), 34/35 Henninger (4/1.0), 14/15 Koster (2/0.5), 22/23 Logan (9/1.2), 30/31 Marble (16/2.3), 44/45 McKernan (23/14.3), 40/41 Peterson (22/5.7), 42/43 Riley (23/13.5), 50/51 Wherry (23/19.7).

1970-71 (9-14, 4-6 MAC)			
Coach: Don Smith			
12/2	at Penn State	L	55 85
12/5	Rider*	W	75 65
12/10	at Lehigh* (3OT)	L	71 73
12/12	DePauw	W	80 71
12/29	vs. West Chester#	W	82 74
12/30	vs. Williams#	W	71 52
1/6	Rochester	W	90 65
1/9	Colgate	W	61 60
1/11	at Delaware*	L	57 81
1/13	at Gettysburg*	W	73 67
1/16	Syracuse	L	74 101
1/22	at Cornell	L	65 93
1/23	at Colgate	L	74 108
1/27	at Westminster	L	66 75
1/30	Pittsburgh	L	54 68
2/2	Lafayette*	L	73 87
2/6	at NYU	L	52 63
2/9	Gettysburg*	W	74 63
2/12	Lehigh*	W	60 50
2/13	at Lafayette*	L	57 73
2/20	at Rider*	L	60 62
2/24	Delaware*	L	69 79
2/27	Rutgers	L	59 60

* Middle Atlantic Conference games

Albright Holiday Tournament

Roster (G/PPG): 14/15 Biko (22/11.8), 34/35 Carter (23/14.1), 10/11 Damall (22/4.4), 30/31 Donovan (22/7.2), 52/53 Greenwood (23/9.8), 50/51 Heron (14/2.6), 12/13 Kirkland (10/0.5), 24/25 Maggio (9/0.7), 44/45 Makuta (12/1.8), 40/41 Peterson (23/6.4), 22/23 Ramsay (15/2.1), 42/43 Riley (23/10.3).

1971-72 (5-18, 3-7 MAC)			
Coach: Don Smith			
12/1	Penn State	L	70 84
12/4	at Rider*	L	56 86
12/7	at Lehigh*	W	78 69
12/11	at Colgate	L	68 84
12/28	vs. Assumption#	L	71 91
12/29	vs. American Int'l#	W	77 67
12/30	vs. Ball State# (OT)	L	83 84
1/5	at Rochester	W	68 60
1/8	Delaware*	L	66 68
1/12	at West Virginia	L	73 88
1/15	at Gettysburg*	L	60 61
1/19	at Pittsburgh	L	67 91
1/22	Lehigh* (OT)	W	64 62
1/26	Drexel	L	63 68
1/29	Colgate	L	83 88
2/1	at Lafayette*	L	66 85
2/4	Dickinson (OT)	L	86 87
2/9	Gettysburg*	W	76 55
2/12	Lafayette*	L	74 84
2/16	at Syracuse	L	74 91
2/21	Rider*	L	84 91
2/23	at Delaware*	L	75 82
2/26	at Rutgers	L	66 91

Year-by-Year Results



Pat Flannery and the Bucknell players exchange gifts with members of a Yugoslavian club team prior to a 1978 exhibition game in Davis Gym.

1/6	at Ga. Southern	W	68	63
1/8	at Armstrong State	L	67	70
1/13	Pittsburgh	L	56	78
1/19	at Colgate	L	56	60
1/24	Syracuse	L	58	83
1/26	at Lehigh*	W	75	40
1/31	Lafayette*	L	52	86
2/3	Delaware* (ZOT)	L	83	91
2/5	Rutgers	L	69	80
2/7	at Gettysburg*	L	66	70
2/10	at Rider*	W	57	49
2/14	Lehigh*	W	70	59
2/17	at Lafayette*	W	51	49
2/21	at Delaware*	W	51	49
2/24	Gettysburg*	L	58	60
2/27	at Dickinson	W	61	54

*Middle Atlantic Conference games

Gem City Tournament, Erie, Pa.

% Hatter Tournament, DeLand, Fla.

Roster (G/PPG): 14/15 Biko (24/10.7), 12/13 Bracho (20/3.3), 50/51 Burke (14/1.1), 34/35 Carter (25/14.5), 24/25 Correnti (19/1.3), 42/43 Darnall (25/10.6), 30/31 Donovan (23/4.6), 44/45 Garrett (14/1.3), 52/53 Greenwood (24/9.2), 20/21 Hall (16/1.8), 40/41 Kerr (24/8.9), 22/23 Kirkland (15/1.7), 32/33 Thomas (17/2.0), 54/55 Wilson (7/0.9).

1973-74 (8-16, 2-8 MAC)

Coach: Jim Valvano

12/1	Penn State	L	57	70
12/5	Scranton	W	86	63
12/8	at Rider*	L	48	50
12/14	at Colgate	L	58	91
12/27	vs. Kings Point#	W	69	42
12/28	at Wilkes#	L	62	72
1/2	at Wake Forest	L	56	83
1/5	at Pittsburgh	L	62	73
1/9	Rochester	W	89	74
1/12	at Drexel	W	52	49
1/18	Juniata	W	75	67
1/19	Colgate (OT)	L	51	52
1/23	at Syracuse	L	53	110
1/26	Lehigh*	W	56	55
1/30	Lafayette*	L	49	60
2/2	at Delaware*	L	73	101
2/4	at Rutgers	L	69	80
2/6	Gettysburg*	L	57	61
2/9	Rider*	W	67	60
2/13	at Lehigh*	L	55	61
2/16	at Lafayette*	L	79	83
2/18	Dickinson	W	68	53
2/20	Delaware*	L	63	77
2/23	at Gettysburg*	L	64	78

* Middle Atlantic Conference games

Scranton Holiday Classic

Roster (G/PPG): 15 Boettner (6/0.7), 25 Bracho (21/2.6), 33 Burke (19/2.6), 23 Dehm (16/1.4), 45 Garrett (21/4.0), 35 Gravely (24/7.5), 53 Hall (15/2.9), 31 Harris (17/1.8), 41 Kerr (23/12.4), 11 McLean (24/12.0), 51 Novacek (25/8.1), 13 Oristaglio (24/7.4), Reddy (7/1.1), 43 Stettler (18/5.3).

1974-75 (14-12, 4-4 ECC)

Coach: Jim Valvano

12/2	at South Carolina	L	74	88
12/5	Bloomsburg	L	53	71
12/7	Rider*	L	75	79
12/10	at Penn State	L	83	88
12/27	vs. St. Francis (NY)#	L	68	69
12/28	vs. Gettysburg#	W	83	52
1/4	at Seton Hall	L	61	72
1/7	at Rochester	W	105	64
1/8	at Colgate	W	73	59
1/11	Pittsburgh	W	72	66
1/14	at Cornell	W	73	59
1/15	St. Francis (Pa.)	W	71	63

1/18	at Juniata	W	67	45
1/21	Drexel	W	68	64
1/23	at Dickinson	W	80	68
1/25	at Lehigh*	W	82	62
1/30	Rutgers	L	72	94
2/1	at Delaware*	W	63	62
2/6	at Gettysburg	W	66	58
2/8	at Rider*	L	68	85
2/13	Lehigh*	W	74	64
2/15	Lafayette*	W	73	65
2/19	Delaware*	L	76	82
2/22	Gettysburg	L	59	71
3/1	at Lafayette*	L	64	96
3/4	at LaSalle%	L	74	85

* East Coast Conference games

Roanoke Classic, Salem, Va.

% East Coast Conference Tournament

Roster (G/PPG): 40 Callaway (26/5.2), 44 Clark (26/6.2), 20 Gravely (23/3.3), 12 Greenman (20/1.5), 30 Griffin (24/3.0), 54 Hebditch (26/9.5), 10 McLean (26/8.4), 22 Oristaglio (23/2.4), 14 Purnell (26/18.0), 24 Reddy (15/0.5), 42 Stettler (26/11.0), 32 Werner (25/5.1).

1975-76 (13-13, 5-5 ECC)

Coach: Charlie Woollum

12/1	Juniata	W	76	58
12/3	at Penn	W	66	64
12/6	at St. Francis (N.Y.)	W	81	79
12/9	at Scranton	L	66	67
12/11	Rochester	L	85	86
12/29	vs. Mt. St. Mary's#	L	69	77
12/30	at Albright#	W	63	51
1/6	Seton Hall	L	73	80
1/10	Colgate	W	49	48
1/14	Penn State	W	69	64
1/17	at Rutgers	L	82	105
1/22	Dickinson	W	75	68
1/24	Cornell	L	69	85
1/26	at Drexel	L	55	61
1/28	at Rider*	L	68	82
1/31	Lehigh*	W	71	67
2/3	Lafayette*	L	66	74
2/7	at Delaware*	L	73	84
2/9	at Gettysburg	W	87	60
2/11	West Chester*	W	73	62
2/14	Rider*	W	74	71
2/18	at Lehigh*	W	71	69
2/21	at Lafayette*	L	78	101
2/25	Delaware*	W	82	80
2/28	at West Chester*	L	73	84
3/2	at Hofstra%	L	58	77

* East Coast Conference games

Albright Tournament

% East Coast Conference Tournament

Roster (G/PPG): 40 Callaway (24/6.1), 44 Clark (24/3.2), 3 Edwards (8/0.5), 20 Gravely (26/6.5), 12 Greenman (19/2.5), 54 Hebditch (26/9.3), 34 Lyons (8/0.3), 10 McNeil (8/3.4), 4 Muller (26/6.4), 22 Oristaglio (26/8.2), 14 Purnell (25/16.3), 42 Stettler (26/11.2), 24 Timko (3/0.7), 52 Werner (21/2.7).

1976-77 (10-15, 5-5 ECC)

Coach: Charlie Woollum

12/1	at Bloomsburg	L	72	77
12/4	St. Francis (N.Y.)	L	71	75
12/7	Scranton	W	65	63
12/22	at Maryland	L	72	106
12/28	vs. American#	W	65	60
12/29	at Lafayette#	L	56	71
1/3	at West Virginia	L	71	112
1/5	at Seton Hall	L	68	81
1/8	Upsala	W	76	58
1/12	at Cornell (OT)	W	73	69
1/15	at American	L	65	84
1/17	Drexel	L	63	70

1/19	at Colgate	L	85	94
1/22	at Rochester	L	68	77
1/25	Rider*	W	58	48
1/29	at Lehigh*	L	69	78
2/2	at Lafayette*	L	63	81
2/5	Delaware*	W	78	75
2/9	at West Chester*	W	55	51
2/12	at Rider*	W	79	73
2/14	Gettysburg	W	86	66
2/16	Lehigh*	L	56	67
2/19	Lafayette*	L	78	86
2/23	at Delaware*	L	74	92
2/26	West Chester*	W	94	86

* East Coast Conference games

Lafayette Invitational

Roster (G/PPG): 42 Barry (25/17.6), 24 Betts (23/6.8), 40 Callaway (24/4.4), 44 Clark (25/7.0), 5 Flannery (24/6.9), 3 Hepburn (7/0.9), 34 Klebanoff (3/0.0), 12 McNichol (19/3.4), 4 Muller (18/3.1), 30 O'Brien (8/1.3), 22 Oristaglio (22/3.2), 14 Purnell (24/12.5), 32 Sigi (19/6.4).

1977-78 (13-15, 5-9 ECC)

Coach: Charlie Woollum

11/25	at Maryland	L	62	95
11/30	LaSalle*	L	77	92
12/3	Bloomsburg	W	68	54
12/5	Lycoming	W	99	84
12/8	at Cornell	L	69	76
12/28	at South Alabama#	L	68	94
12/29	vs. Middle Tenn.#	L	65	77
1/4	Moravian	W	85	65
1/7	Temple*	L	69	80
1/11	at Upsala	L	65	69
1/14	American*	L	75	87
1/16	at Drexel*	L	68	89
1/18	Colgate	W	81	61
1/25	West Chester*	W	79	55
1/28	at Rider*	W	68	66
1/30	Dickinson	W	71	61
2/1	Lehigh*	W	72	68
2/4	Lafayette*	L	52	56
2/8	at Delaware*	L	92	104
2/11	at West Chester*	W	57	55
2/13	at Gettysburg	W	84	59
2/15	Rider*	L	65	78
2/18	at Lehigh*	L	74	83
2/20	Rochester	W	88	70
2/22	at Lafayette*	L	82	96
2/25	Delaware* (OT)	W	78	76
2/27	West Chester%	W	88	73
3/1	at Delaware%	L	62	72

* East Coast Conference games

Senior Bowl Tournament, Mobile, Ala.

% East Coast Conference Tournament

Roster (G/PPG): 44 Baker (27/9.1), 42 Barry (28/14.5), 24 Betts (28/6.6), 40 Callaway (23/5.0), 12 Flannery (28/8.2), 14 Hepburn (27/3.1), 34 Klebanoff (28/4.2), 22 Leslie (27/13.5), 20 Manly (12/1.0), 10 McNichol (20/2.5), 30 O'Brien (24/1.4), 52 Page (2/2.0), 5 Schoeck (2/0.0), 32 Sigi (28/7.3).

1978-79 (18-9, 11-5 ECC)

Coach: Charlie Woollum

11/24	at Maryland	L	97	107
11/29	at LaSalle*	L	76	77
12/2	Carnegie Mellon	W	90	69
12/5	at Colgate	L	79	86
12/9	Bloomsburg	W	90	71
12/11	Cornell	W	80	65
1/5	Old Dominion#	L	76	88
1/6	Georgia Southern#	W	79	78
1/10	St. Joseph's* (ZOT)	W	63	61
1/13	at American* (ZOT)	W	85	83
1/15	Drexel*	W	67	66
1/18	at Temple*	L	69	70
1/20	at Rochester	W	93	78
1/24	at West Chester*	W	61	55
1/27	Rider*	W	101	82
1/29	Hofstra* (OT)	W	67	64
1/31	at Lehigh*	L	64	82
2/3	at Lafayette*	W	74	68
2/8	Delaware*	W	59	54
2/10	West Chester*	W	78	69
2/12	Gettysburg	W	82	74
2/14	at Rider*	L	89	94
2/17	Lehigh*	W	82	65
2/21	Lafayette* (OT)	W	65	63
2/24	at Delaware*	L	88	96
2/28	West Chester%	W	75	61
3/2	at St. Joseph's%	L	61	69

* East Coast Conference games

Old Dominion Classic

% ECC Tournament (Palestra)

Roster (G/PPG): 15 Adkins (12/0.3), 42 Barry (27/18.7), 12 Flannery (27/7.0), 44 Harrison (6/0.8), 14 Hepburn (27/4.1), 33 Kachulis (3/0.0), 34 Klebanoff (27/7.0), 55 Knuth (19/1.8), 22 Leslie (27/18.7), 30 O'Brien (20/2.7), 54 Okorodu (1/0.0), 52 Page (26/2.3), 20 Schoeck (10/2.1), 10 Shehadi (14/2.3), 32 Sigi (26/14.7).

1979-80 (20-7, 13-3 ECC)

Coach: Charles Woollum

12/1	at Pittsburgh	L	65	83
------	---------------	---	----	----




CAL PURIEFOY & HALL OF FAME COACH CHARLIE WOOLLUM

12/5	LaSalle*	W	80	70
12/7	at Carnegie Mellon	W	78	69
12/22	at Maryland	L	73	95
1/4	at Hofstra*	W	73	69
1/7	Cornell	W	78	62
1/9	at Bloomsburg	W	64	53
1/12	American*	W	105	89
1/14	at Drexel*	W	73	64
1/16	Temple*	L	44	49
1/19	Rochester	W	100	81
1/21	Lycoming	W	107	77
1/23	at Delaware*	W	69	66
1/26	West Chester*	W	89	74
1/28	Colgate	W	66	63
1/30	at St. Joseph's*	L	60	72
1/31	at Rider*	W	88	82
2/2	Lehigh*	W	88	73
2/6	Lafayette*	W	55	54
2/9	Delaware*	W	76	60
2/11	Gettysburg	L	66	67
2/13	at West Chester*	W	80	68
2/16	Rider*	W	73	60
2/21	at Lehigh*	W	66	59
2/23	at Lafayette*	L	79	92
2/27	Delaware*	W	76	65
2/29	at St. Joseph's%	L	71	76

* East Coast Conference games

% ECC Tournament (Palestra)

Roster (G/PPG): 15 Adkins (16/0.9), 42 Barry (27/16.9), 12 Flannery (27/7.2), 44 Harrison (20/1.5), 14 Hepburn (26/3.1), 55 Knuth (25/3.2), 22 Leslie (27/20.9), 34 Manly (21/0.9), 30 O'Brien (25/3.4), 54 Okorodu (18/0.5), 52 Page (25/2.6), 20 Schoeck (14/1.3), 10 Shehadi (22/2.1), 32 Sigi (27/13.2), 33 Vullo (11/1



After 64 seasons, the Bison played their final game in Davis Gym on Jan. 11, 2003. Bucknell won nearly two-thirds of its games there, finishing with a 462-233 record in the venerable facility.

12/8	at LaSalle*	L	63	73
12/10	Lycoming	W	93	69
1/2	vs. E. Michigan\$	L	60	76
1/3	vs. Colgate\$	W	84	71
1/5	Dickinson	W	80	62
1/7	St. Joseph's*	L	56	66
1/10	Hofstra* (OT)	L	68	74
1/12	at Colgate	L	90	93
1/17	at American*	L	65	75
1/19	Drexel*	L	55	56
1/24	Bloomsburg	L	72	73
1/26	Gettysburg	W	72	71
1/28	Delaware*	W	51	45
1/31	at West Chester*	L	75	84
2/4	Rider* (OT)	W	62	55
2/7	at Lehigh*	W	54	44
2/11	at Lafayette*	W	56	53
2/14	at Delaware*	L	67	76
2/16	at Temple*	L	59	77
2/18	West Chester*	W	87	79
2/21	at Rider*	W	65	61
2/25	Lehigh*	L	62	63
2/28	Lafayette*	L	60	68
3/2	West Chester%	W	79	66
3/4	at Rider%	L	50	68

* East Coast Conference games

Virginia Tournament

\$ Siena Tournament

% East Coast Conference Tournament

Roster (G/PPG): 15 Adkins (27/4.2), 32 Cody (26/2.7), 30 Cosimano (18/1.8), 44 Harrison (15/1.1), 22 Leslie (28/19.2), 34 Manly (7/1.3), 12 McGregor (21/3.2), 42 Moss (28/7.9), 54 Okorodu (28/9.1), 52 Page (28/10.4), 55 Rizzo (8/0.4), 20 Schoeck (11/1.8), 10 Shehadi (28/6.0), 33 Vullo (8/1.8), 14 Wright (19/2.5).

1981-82 (7-20, 3-13 ECC)				
Coach: Charlie Woollum				
11/28	Dickinson	W	73	71
12/2	Princeton	L	49	57
12/4	at James Madison#	L	43	59
12/5	vs. Drexel#	W	76	75
12/7	LaSalle*	L	53	55
12/11	Colgate	L	67	70
12/30	at St. Joseph's*	L	58	71
1/4	Lycoming	W	71	45
1/6	Temple*	L	54	80
1/9	at Hofstra*	L	62	75
1/12	at Niagara	L	75	92
1/16	American*	L	75	92
1/18	at Drexel*	L	62	79
1/20	at St. Fran. (Pa.) (OT)	L	76	79
1/25	at Gettysburg	W	69	60
1/27	Lafayette*	L	56	61
1/30	at Delaware*	L	58	60
2/3	West Chester*	W	72	61
2/6	Rider*	W	82	71
2/10	at Lehigh*	L	54	73
2/13	at Lafayette*	L	66	67
2/15	Messiah (2OT)	L	70	72
2/17	Delaware*	L	54	62
2/20	at West Chester*	L	50	52
2/24	at Rider*	L	34	59
2/27	Lehigh*	W	46	41
3/1	at LaSalle%	L	72	81

* East Coast Conference games

James Madison Tournament

% East Coast Conference Tournament

Roster (G/PPG): 24 Andrews (27/8.2), 22 Barry (9/1.3), 32 Cody (27/5.9), 33 Connor (0/0.0), 30 Cosimano (20/4.1), 50 DeWitt

(1/6.0), 44 Hegedus (5/0.4), 20 Janaskie (3/0.3), 12 McGregor (27/5.2), 42 Moss (26/7.1), 54 Okorodu (27/5.7), 10 Puriefoy (24/6.6), 52 Rizzo (24/4.2), 34 Romberger (10/1.1), 40 Sigi (25/4.9), 14 Wright (27/11.9).

1982-83 (17-11, 8-5 ECC)				
Coach: Charlie Woollum				
11/27	at Princeton	L	43	72
11/29	Wilkes	W	90	65
12/1	at LaSalle*	L	66	68
12/3	at Clemson#	L	73	85
12/4	vs. Furman# (2OT)	L	67	68
12/8	Lycoming	W	76	60
12/10	Muhlenberg	W	55	46
12/22	Hofstra*	L	52	66
1/5	at Colgate	W	50	47
1/8	at Towson	L	54	55
1/15	at American*	W	66	62
1/17	Niagara	W	67	48
1/19	at Notre Dame	L	52	64
1/24	Gettysburg	W	76	46
1/26	at Lafayette*	W	61	59
1/29	Delaware*	W	71	56
2/2	Colgate	W	51	50
2/5	Rider*	W	53	50
2/9	at Lehigh*	W	73	59
2/16	at Delaware*	L	50	53
2/19	Towson*	W	85	73
2/21	Lafayette*	W	60	59
2/23	Drexel*	L	60	72
2/26	Lehigh*	W	68	51
3/2	at Rider* (OT)	L	52	60
3/5	St. Francis (Pa.)	W	77	67
3/9	Hofstra^	W	56	55
3/11	vs. American% (OT)	L	49	51

* East Coast Conference games

IPTAY Tournament, Clemson, S.C.

^ ECC Tournament at Bucknell

% ECC Tournament at Lafayette

Roster (G/PPG): 24 Andrews (28/13.7), 32 Cody (28/8.7), 54 Connor (8/1.3), 30 Cosimano (25/2.4), 50 DeWitt (3/2.3), 44 Hegedus (28/8.0), 20 Janaskie (2/0.0), 33 McGregor (14/5.3), 42 Moss (28/4.9), 10 Puriefoy (28/9.0), 34 Romberger (17/1.9), 22 Sangimino (8/0.5), 52 Schrader (1/2.0), 40 Sigi (28/7.9), 14 Wright (28/3.7).

1983-84 (24-5, 14-2 ECC)				
Coach: Charlie Woollum				
11/26	at Princeton	W	60	58
11/30	Lycoming	W	84	55
12/3	Wash. & Jeff.	W	84	42
12/6	Drexel*	W	66	56
12/19	at Robert Morris	W	68	50
12/21	at Towson*	W	73	55
1/6	vs. Maine#	L	75	78
1/7	at Fla. So.# (OT)	W	78	77
1/9	at Duke	L	67	84
1/14	American*	W	63	44
1/17	Towson*	W	63	48
1/20	Utica	W	76	63
1/21	VMI	W	66	49
1/25	Lafayette*	W	64	56
1/28	at Delaware*	W	87	72
2/1	Hofstra*	W	69	59
2/4	at Rider*	W	71	70
2/6	Lock Haven	W	87	50
2/8	at Lehigh*	W	56	42
2/11	at Lafayette* (OT)	L	65	66
2/13	at American*	W	67	54

2/15	Delaware*	W	84	62
2/18	at Hofstra*	W	77	59
2/22	at Drexel*	W	66	58
2/25	Lehigh*	W	68	49
2/29	Rider*	L	44	46
3/8	at Towson%	W	64	42
3/9	vs. Lafayette%	W	46	44
3/10	vs. Rider% (OT)	L	71	73

* East Coast Conference games

Florida Southern Tournament

% ECC Tournament at Towson

Roster (G/PPG): Allsteadt (0/0.0), 24 Andrews (29/15.3), Beecy (0/0.0), 33 Campbell (7/2.4), 54 Connor (16/1.6), 30 Cosimano (29/4.7), 50 DeWitt (8/2.0), 32 Forsyth (0/0.0), 44 Hegedus (26/8.7), 20 Janaskie (9/1.3), 12 Lezanic (10/1.8), 42 Owen (25/4.2), 10 Puriefoy (29/11.3), 34 Romberger (29/6.7), 22 Sangimino (7/2.0), 52 Schrader (29/2.9), 14 Seneca (1/2.0), 40 Sigi (29/13.5).

1984-85 (19-10, 10-4 ECC)				
Coach: Charlie Woollum				
11/24	at George Mason	L	77	95
11/26	at Alabama	L	56	81
12/1	Robert Morris	L	63	66
12/5	Lock Haven	W	79	61
12/7	at Iona#	L	68	81
12/8	vs. Wagner#	W	67	62
12/12	Wilkes	W	82	62
12/28	vs. Brooklyn\$	W	76	59
12/29	at Utica\$	L	65	67
1/5	Towson*	W	68	50
1/9	Hofstra*	W	69	54
1/12	at Rider*	W	75	57
1/16	at Delaware*	W	82	76
1/19	Drexel*	L	60	62
1/21	York	W	65	51
1/23	Lafayette*	L	77	80
1/29	at Lehigh*	W	67	61
2/2	at VMI	W	63	60
2/4	Lycoming	W	71	58
2/6	at Towson*	L	65	68
2/9	at Hofstra*	L	71	91
2/13	Rider*	W	85	72
2/16	Delaware*	W	75	71
2/20	at Drexel*	W	67	57
2/23	at Lafayette* (OT)	W	77	75
2/25	Lehigh*	W	75	58
3/2	at Towson% (OT)	W	79	77
3/3	vs. Rider%	W	74	62
3/4	vs. Lehigh% (OT)	L	74	76

* East Coast Conference games

Manufacturer's Hanover Classic, New Rochelle, N.Y.

\$ UC-Matt's Classic, Utica, N.Y.

% ECC Tournament at Towson

Roster (G/PPG): 54 Allen (4/0.0), 30 Allsteadt (29/9.3), 24 Andrews (29/16.8), 34 Atkinson (29/9.7), 42 Beecy (16/1.6), 33 Campbell (15/1.4), 50 DeWitt (27/4.0), 32 Forsyth (25/4.0), 44 Hegedus (23/7.9), 20 Janaskie (25/0.7), 12 Lezanic (11/1.6), 52 Schrader (29/7.2), 22 Seneca (29/11.8).

1985-86 (17-12, 8-6 ECC)				
Coach: Charlie Woollum				
11/22	at New Mexico#	L	80	96
11/24	vs. Long Beach St.#	L	45	65
11/26	Susquehanna	W	98	82
11/30	Princeton	W	70	56
12/7	George Mason	L	57	74
12/11	at St. Francis (N.Y.)	W	73	68
12/13	Lebanon Valley	W	85	58
12/27	at Siena\$	L	65	83
12/28	vs. E. Carolina\$ (OT)	W	68	61
1/4	Towson* (OT)	L	74	84
1/8	Coppin State	W	89	64
1/11	at Marist	L	53	61
1/13	Lycoming	W	89	78
1/15	at Delaware*	W	79	75
1/18	Drexel*	W	69	68
1/23	Hofstra*	W	69	68
1/25	at Lafayette*	L	59	78
1/27	Gettysburg	W	82	49
1/29	at Lehigh*	L	75	85
2/1	Rider*	W	76	58
2/5	at Towson*	L	64	81
2/8	Delaware*	W	81	75
2/12	at Drexel*	L	68	75
2/15	at Hofstra*	W	79	74
2/19	Lafayette*	W	44	43
2/22	Lehigh*	W	84	80
2/24	at Rider*	L	67	93
3/1	at Towson%	W	69	54
3/2	vs. Hofstra*	L	66	68

* East Coast Conference games

Lobo Tip-Off Trn., Albuquerque, N.M.

\$ Siena Invitational

% ECC Tournament at Towson

Roster (G/PPG): 33 Aceto (28/7.0), 44 Albee (N/A), 54 Allen (N/A), 30 Allsteadt (28/12.5), 34 Atkinson (24/12.0), 42 Beecy (29/5.3), 50 Blackwell (10/1.4), 40 Butts (29/9.3), 32 Graddy (N/A), 20 Heiden (24/2.4), 12 Lezanic (29/4.1), 10 Malarkey (N/A), 24 Moylan (N/A), 52 Schrader (28/9.8), 22 Seneca (29/11.0), 14 Watson (11/0.7).

1986-87 (22-9, 11-3 ECC)				
Coach: Charlie Woollum				
11/29	at Ohio State	L	62	90
12/5	vs. Jackson State#	W	65	64
12/6	at Youngstown St.#	L	70	77
12/8	Susquehanna	W	88	62
12/12	Lebanon Valley	W	105	62
12/22	at George Mason	L	60	77
12/28	vs. Howard\$	L	67	87
12/29	vs. Brooklyn\$	W	87	75
1/2	Marist	W	66	64
1/5	Lycoming	W	92	52
1/7	Loyola (Md.)	W	72	70
1/10	Drexel*	W	85	79
1/13	St. Francis (N.Y.)	W	78	59
1/15	at Rider*	L	81	88
1/17	at Towson*	L	59	67
1/19	at Maryland	L	68	77
1/21	Delaware*	W	84	78
1/24	at Drexel*	W	86	82
1/28	at Hofstra* (OT)	W	102	92
1/31	Lafayette*	W	70	67
2/4	at Lehigh*	W	92	87
2/11	Towson*	W	75	66
2/14	at Delaware*	W	80	74
2/16	Rider*	W	88	71
2/21	Hofstra*	W	92	87
2/25	at Lafayette*	L	80	85
2/28	Lehigh*	W	72	70
3/6	vs. Delaware%	W	81	71
3/7	vs. Lehigh% (2OT)	W	103	100
3/8	at Towson%	W	86	74
3/13	vs. Georgetown^	L	53	75

* East Coast Conference games

Youngstown State Invitational


\$ Utica Holiday Classic

% ECC Tournament at Towson

^ NCAA Tournament, Atlanta, Ga.

Roster (G/PPG): 33 Aceto (29/4.6), 44 Albee (9/1.9), 54 Allen (10/1.7), 30 Allsteadt (31/12.9), 34 Atkinson (31/14.9), 42 Beecy (31/4.3), 40 Butts (27/6.5), 20 Heiden (31/7.5), 12 Joseph (27/3.1), 50 Leggett (8/1.6), 24 Moylan (10/0.2), 32 Pfaff (3/0.3),

Year-by-Year Results



MIKE BUTTS

2/24	at Drexel*	W	98	89
2/27	at Hofstra*	W	59	55
3/5	vs. Lehigh%	L	79	83

* East Coast Conference games

Holiday Bowl Classic, San Diego, Calif.

% ECC Tournament at Towson

Roster (G/PPG): 33 Aceto (28/16.8), 54 Allen (8/1.3), 42 Bell (5/0.2), 40 Butts (27/17.5), 34 Diver (5/1.8), 30 Fenton (17/1.3), 20 Heiden (28/11.8), 12 Joseph (28/16.8), 50 Leggett (28/7.6), 52 Leshinski (4/0.0), 22 Malone (6/1.2), 24 Moylan (18/7.4), 32 Pfaff (15/1.5), 14 Watson (28/12.0), 10 Woolloom (26/1.1).

1988-89 (23-8, 11-3 ECC)

Coach: Charlie Woollum

11/26	at Dayton	L	68	69
11/28	Susquehanna	W	89	68
11/30	Duquesne	W	86	83
12/3	at St. Bonaventure	L	73	75
12/5	Lycoming	W	82	55
12/7	Mt. St. Mary's	W	90	69
12/20	at Evansville	L	54	79
1/4	at Yale	L	76	81
1/6	Manhattan#	W	75	56
1/7	Keene State#	W	78	66
1/11	Lehigh*	W	100	91
1/14	at Hofstra*	W	86	74
1/16	Army	W	79	77
1/18	Drexel*	W	79	77
1/21	Rider*	W	80	62
1/25	at Towson*	W	77	72
1/28	at Delaware*	L	88	102
1/30	at Cornell	W	69	67
2/1	Lafayette*	W	77	64
2/4	at Lehigh*	W	81	73
2/8	Hofstra*	W	89	70
2/11	at Drexel*	L	65	88
2/15	Rider*	W	81	75
2/18	Towson* (OT)	L	83	93
2/20	St. Francis (Pa.)	W	108	94
2/22	Delaware*	W	81	76
2/25	at Lafayette*	W	69	50
3/4	vs. Rider%	W	106	80
3/5	vs. Hofstra% (OT)	W	89	84
3/7	vs. Lafayette%	W	71	65
3/17	vs. Syracuse^	L	81	104

* East Coast Conference games

Naismith-Holiday Inn Classic, Springfield, Mass.

% ECC Tournament at Towson

^ NCAA Tournament, Dallas, Texas

Roster (G/PPG): 33 Aceto (30/13.6), 44 Albee (11/1.5), 42 Bell (9/0.0), 40 Butts (31/14.1), 24 Courtney (13/1.9), 34 Diver (4/0.0), 30 Fenton (29/2.1), 20 Heiden (31/11.9), 12 Joseph (31/13.9), 50 Leggett (31/10.6), 52 Leshinski (3/0.0), 32 Pfaff (16/0.4), 54 Walsh (2/1.5), 14 Watson (31/11.4), 10 Woolloom (31/2.2).

1989-90 (15-14, 6-8 ECC)

Coach: Charlie Woollum

11/27	Susquehanna	W	93	83
12/1	at UC Irvine#	L	79	85
12/2	vs. Navy*	W	67	66
12/5	Lycoming	W	88	45
12/21	Muhlenberg	W	87	62
12/28	vs. Southern Miss\$	L	71	78
12/29	vs. Navy\$	W	89	84
1/4	St. Bonaventure	W	95	82
1/6	at SMU	L	80	88
1/10	Colgate	W	100	94
1/13	at Lehigh*	L	74	77
1/15	at Mt. St. Mary's	L	78	82
1/17	Hofstra*	W	73	70
1/20	Drexel*	L	86	87



KEVIN WENK

1/24	at Rider*	L	74	75
1/27	Towson*	W	76	74
1/29	Cornell	W	74	62
1/31	Delaware*	W	83	71
2/3	at Lafayette*	L	55	66
2/7	Lehigh*	L	71	84
2/10	at Hofstra*	L	67	80
2/12	at Colgate	L	77	78
2/14	at Drexel*	L	63	65
2/17	Rider*	W	91	76
2/21	at Towson*	W	73	64
2/24	at Delaware*	L	68	80
2/26	Lafayette*	W	62	60
3/3	vs. Hofstra%	W	72	67
3/4	vs. Lehigh%	L	67	73

* East Coast Conference games

Freedom Bowl Classic, Irvine, Calif.

\$ Blue Angels Classic, Pensacola, Fla.

% ECC Tournament at Towson

Roster (G/PPG): 44 Bright (29/10.8), 14 Clark (2/2.0), 24 Courtney (29/10.6), 34 Diver (26/1.9), 30 Fenton (29/6.8), 12 Joseph (29/18.4), 42 Joy (4/1.8), 52 King (10/0.8), 50 Leggett (29/20.2), 40 Leshinski (25/3.7), 22 Malone (3/1.3), 20 Olkowski (28/3.4), 10 Peyton (4/1.5), 32 Pfaff (27/0.9), 54 Walsh (6/1.0).

1990-91 (18-13, 7-5 PL)

Coach: Charlie Woollum

11/23	vs. Murray State#	L	68	81
11/24	vs. Northern Iowa#	W	71	57
11/25	vs. St. Louis#	W	103	93
11/28	Delaware	W	81	72
12/1	Yale	W	72	63
12/3	at Fairfield	L	67	94
12/5	Lycoming	W	97	49
12/8	St. Francis (Pa.)	W	93	80
12/29	at Cornell	L	85	93
1/2	at UMBC	W	79	64
1/4	at Towson	L	84	85
1/7	at Delaware	L	87	91
1/9	Drexel	W	87	73
1/12	Holy Cross*	L	78	80
1/14	UMBC	W	78	56
1/19	at Army*	W	86	62
1/23	Fordham*	L	73	79
1/26	Colgate*	W	96	76
1/28	Towson	L	83	89
1/30	at Lehigh*	L	75	83
2/2	Lafayette*	W	87	66
2/6	at Wake Forest	L	67	83
2/9	at Holy Cross*	W	79	69
2/11	Mt. St. Mary's	W	98	81
2/13	Army*	W	69	51
2/16	at Fordham*	L	63	69
2/20	at Colgate*	W	70	67
2/23	Lehigh*	L	87	98
2/25	at Lafayette*	W	66	62
2/28	vs. Army*	W	67	49
3/1	vs. Fordham%	L	76	82

* Patriot League games

San Juan Shootout

% Patriot League Tournament at Holy Cross
Roster (G/PPG): 44 Bright (31/14.6), 50 Brown (15/0.9), 14 Clark (13/0.9), 24 Courtney (31/20.0), 34 Diver (17/1.0), 30 Fenton (31/11.8), 12 Janego (0/0.0), 42 Joy (11/0.7), 52 King (31/12.6), 40 Leshinski (31/5.0), 22 Malone (11/1.9), 20 Olkowski (31/7.2), 10 Peyton (31/4.7), 52 Simpson (8/1.3), 55 Sloan (0/0.0), 33 Snyder (7/0.4), 54 Walsh (27/1.4).

1991-92 (21-9, 11-3 PL)

Coach: Charlie Woollum

11/26	Md.-Balt. County	W	97	83
12/1	at Georgia	L	90	93
12/4	at Mt. St. Mary's	W	97	67
12/7	at St. Francis (Pa.)	L	80	81



DAN BOWEN

12/27	at New Mexico#	L	57	70
12/28	vs. Illinois State#	W	79	61
1/2	at Delaware	W	86	68
1/4	Cornell	W	98	96
1/8	Fairfield	L	70	77
1/11	at Navy*	W	78	74
1/13	Lycoming	W	106	66
1/15	at Holy Cross*	L	76	94
1/18	Army*	W	83	65
1/20	Towson	W	85	72
1/22	at Fordham*	W	77	53
1/25	at Colgate*	L	77	86
1/27	at UMBC	W	87	80
1/29	Lehigh*	W	86	78
2/1	at Lafayette* (OT)	W	80	71
2/5	Navy*	W	74	71
2/8	Holy Cross*	W	95	78
2/11	at Army*	W	57	51
2/15	Fordham*	L	57	67
2/19	Colgate*	W	90	84
2/22	at Lehigh*	W	95	84
2/26	at Drexel	L	81	92
2/29	Lafayette*	W	78	68
3/7	vs. Army%	W	74	55
3/8	vs. Holy Cross%	W	86	77
3/10	vs. Fordham%	L	65	70

* Patriot League games

Lobo Invitational, Albuquerque, N.M.

% Patriot League Tournament at Lehigh

Roster (G/PPG): 44 Bright (28/14.9), 40 Brown (30/3.3), 14 Clark (28/2.3), Courtney (30/18.3), 50 Eisert (3/0.0), 54 Hook (2/1.0), 12 Janego (5/0.6), 32 King (30/20.3), 30 Matthews (3/2.0), 42 Nelson (1/0.0), 20 Olkowski (30/10.3), 10 Peyton (30/3.2), 22 Simpson (30/9.2), 34 Sloan (4/0.5), 33 Snyder (9/0.8).

1992-93 (23-6, 13-1 PL)

Coach: Charlie Woollum

12/1	Mt. St. Mary's	W	97	83
12/4	at Montana#	L	60	63
12/5	vs. North Texas#	W	88	64
12/8	Delaware	W	83	71
12/21	at George Mason	W	73	60
12/30	at New Orleans	L	57	90
1/2	at Cornell (OT)	L	65	73
1/4	at Loyola (Md.)	W	75	59
1/6	at Canisius	L	68	69
1/9	Colgate*	W	92	83
1/13	at Fordham*	W	69	65
1/16	Lafayette*	W	87	74
1/20	Army*	W	83	57
1/23	at Navy*	W	68	61
1/25	Lycoming	W	94	62
1/27	Lehigh*	W	91	75
1/30	at Holy Cross*	L	86	88
2/1	Rider	W	78	76
2/3	at Colgate*	W	65	63
2/6	Fordham*	W	77	63
2/10	at Lafayette*	W	84	65
2/13	at Army*	W	82	63
2/17	Navy*	W	93	64
2/20	at Lehigh*	W	90	80
2/24	Loyola (Md.)	W	116	85
2/27	Holy Cross*	W	112	99
3/3	Lehigh%	W	69	65
3/6	Colgate%	W	75	73
3/10	Holy Cross%	L	73	98

* Patriot League games

KYLT Industries Classic, Missoula, Mont.

% Patriot League Tournament at Bucknell

Roster (G/PPG): 44 Bright (29/16.8), 40 Brown (29/10.3), 14 Clark (29/6.4), 30 Dopirak (2/1.5), 50 Eisert (11/0.2), 42 Golden (20/1.4), 24 Hamer (17/2.4), 32 Hook (12/0.5), 12 Janego (13/1.9), 20 Olkowski (29/8.7), 10 Peyton (29/11.2), 22 Simpson (29/16.9), 34 Sloan (12/0.2), 33 Steigerwald (6/1.0), 54 Walsh (29/6.8), 52 Wenk (8/0.3).

1993-94 (10-17, 6-8 PL)

Coach: Charlie Woollum

11/26	at Rider	L	66	99
11/28	at Texas A&M	L	69	74
12/1	George Mason	L	99	101
12/4	Marymount	W	95	55
12/7	Canisius	L	72	90
12/18	at Mt. St. Mary's	L	66	74
12/20	Cornell	W	86	74
12/28	vs. Illinois State#	L	76	89
12/29	vs. Harvard#	W	80	73
1/3	Iona	W	89	73
1/5	at Hartford	L	71	82
1/8	at Colgate* (2OT)	L	78	79
1/12	Fordham* (OT)	L	76	77
1/15	at Lafayette*	W	80	67
1/18	at Army* (OT)	L	90	92
1/22	Navy*	L	68	75
1/26	at Lehigh*	W	80	69
1/29	Holy Cross* (*OT)	L	98	99
2/2	Colgate* (2OT)	W	110	108
2/5	at Fordham*	L	76	81
2/9	Lafayette*	W	100	76
2/12	Army*	W	98	72
2/16	at Navy*	L	83	94
2/19	Lehigh*	W	98	88
2/21	at St. Francis (Pa.)	L	72	77
2/26	at Holy Cross*	L	76	85
3/4	vs. Holy Cross%	L	91	96

* Patriot League games

Music City Invitational, Nashville, Tenn.

% Patriot League Tournament at Navy

Roster (G/PPG): 50 Anderson (27/14.8), 40 Brown (27/9.6), 35 Dopirak (5/2.8), 33 Eisert (11/0.5), 42 Golden (27/11.6), 10 Guthrie (6/0.7), 24 Hamer (27/11.9), 43 Harrington (2/1.5), 54 Hook (3/2.0), 12 Janego (6/0.3), 13 Mbaya (27/10.5), 23 Polite (5/1.0), 22 Simpson (22/20.5), 34 Sloan (5/0.8), 32 Steigerwald (19/3.2), 31 Welch (19/2.0), 14 Wenk (27/2.9).

1994-95 (13-14, 11-3 PL)

Coach: Pat Flannery

11/25	vs. Vermont#	L	66	67
11/26	vs. Columbia#	L	58	63
11/30	St. Francis (Pa.)	L	49	52
12/3	at Maryland	L	64	102
12/8	at Penn State	L	55	78
12/10	St. Bonaventure	L	75	88
12/13	at Rutgers	L	72	87
12/29	at Boise State\$	L	64	78
12/30	vs. Lafayette\$	W	90	56
1/4	Maine	L	52	62
1/7	Navy*	W	73	63
1/9	at Cornell	W	89	78
1/11	Army*	W	84	55
1/14	at Fordham*	W	75	52
1/16	at Iona	L	62	65
1/18	Lehigh*	W	58	54
1/21	Colgate*	W	70	68
1/25	at Lafayette*	W	83	61
1/28	Holy Cross*	W	91	71
2/1	at Navy*	L	59	68
2/4	at Army*	W	77	59
2/8	Fordham*	W	75	56
2/11	at Lehigh*	W	76	66
2/15	at Colgate*	L	59	76
2/18	Lafayette*	W	71	49
2/25	at Holy Cross*	L	61	73
3/4	at Army%	L	78	94

2/10	at St. Bonaventure	L	55	60
2/14	at Lehigh*	W	83	63
2/17	Colgate*	L	68	73
2/21	at Lafayette*	L	52	73
2/24	Holy Cross*	L	73	93
3/2	vs. Lafayette% (OT)	W	56	55
3/3	vs. Colgate%	L	61	67

* Patriot League games

Cessna Classic, Wichita, Kan.

% Patriot League Tournament at Holy Cross

Roster (G/PPG): 50 Anderson (28/13.4), 10 Ash (6/0.3), 22 Callahan (14/1.4), 31 Gilliard (24/1.8), 42 Golden (28/9.5), 24 Hamer (28/12.6), 54 Hauser (5/2.2), 33 Holden (28/7.4), 12 Keranko (3/0.0), 13 Mboya (27/4.7), 23 Polite (4/0.0), 32 Steigerwald (28/10.0), 34 Welch (28/4.6), 40 Wells (16/1.1), 14 Wenk (28/5.0), Wetzel (12/0.8).

1996-97 (18-11, 9-3 PL)

Coach: Pat Flannery

11/23	Robert Morris	W	65	56
11/25	Niagara	L	72	74
11/28	at Air Force	W	62	58
11/30	at Colorado State	L	70	83
12/4	Delaware	W	81	57
12/7	St. Francis (Pa.)	W	75	55
12/10	at Princeton (OT)	W	74	62
12/22	at Penn State	L	59	76
12/27	at New Mexico#	L	57	67
12/28	vs. Appalachian St.#	L	62	71
1/3	at Cornell	L	45	60
1/8	at Colgate*	L	68	73
1/11	Lehigh*	W	75	53
1/15	at Lafayette*	W	59	58
1/20	Brown	W	69	51
1/22	Navy*	W	69	55
1/25	at Holy Cross*	W	68	60
1/29	Army*	L	71	83
2/1	Colgate*	W	82	78
2/3	Western Maryland	W	86	49
2/5	at Lehigh*	W	80	65
2/8	Lafayette*	W	77	59
2/12	at UMBC	L	69	73
2/15	at Navy*	L	67	78
2/18	Holy Cross*	W	71	61
2/22	at Army*	W	76	67
3/1	at Lehigh%	W	84	54
3/2	vs. Colgate%	W	71	58
3/5	at Navy^	L	75	76

* Patriot League games

Lobo Invitational, Albuquerque, N.M.

% Patriot League Tournament at Lehigh


^ Patriot League Championship at Navy

Roster (G/PPG): 23 Asbury (11/0.5), 10 Ash (6/0.2), 43 Bowen (29/7.4), 22 Callahan (29/5.3), 54 Cameron (23/2.8), 44 Gilliard (26/6.9), 50 Hauser (16/0.8), 33 Holden (29/17.8), 35 Karavanic (29/4.9), 42 Mboya (29/14.8), 13 Muckle (16/0.6), 31 Treiber (16/0.5), 34 Welch (28/7.6), 32 Wetzel (25/3.1).

1997-98 (13-15, 8-4 PL)

Coach: Pat Flannery

11/15	at Robert Morris	W	72	56
11/17	at Pittsburgh	L	67	74
11/21	vs. Hofstra#	L	55	69
11/22	vs. Brown*	L	61	63
11/25	at Niagara	L	56	78
11/29	Haverford	W	87	62
12/2	Air Force	W	68	61
12/6	at St. Francis (Pa.)	L	73	76
12/9	Princeton	L	52	64



VALTER KARAVANIC

12/20	at Penn State	L	75	91
12/28	at Iowa	L	52	91
1/3	Cornell	W	60	41
1/7	Colgate*	L	65	74
1/10	at Lehigh*	W	83	64
1/14	Lafayette*	W	91	77
1/17	vs. Penn^	L	62	69
1/21	at Navy*	L	56	67
1/24	Holy Cross*	W	69	58
1/27	at Army*	W	83	68
2/1	at Colgate*	L	75	80
2/4	Lehigh*	W	87	59
2/7	at Lafayette*	L	74	80
2/11	UMBC	L	74	78
2/14	Navy*	W	88	60
2/18	at Holy Cross*	W	66	65
2/21	Army*	W	75	61
2/28	vs. Holy Cross%	W	60	56
3/1	at Navy%	L	61	80

* Patriot League games

Fairfield League Tournament

^ at Pottsville, Pa.

% Patriot League Tournament at Navy

Roster (G/PPG): 23 Asbury (18/1.1), 34 Bowen (28/8.8), 22 Callahan (25/5.6), 54 D. Cameron (28/3.5), 10 T. Cameron (4/0.5), 44 Gilliard (26/12.0), 40 Griffin (3/0.0), 50 Hauser (9/0.9), 33 Holden (28/18.2), 3 Karavanic (28/9.2), 42 McBride (12/0.8), 24 Muckle (28/4.6), 4 Nyambi (17/0.7), 14 Ramage (14/3.9), 31 Skym (24/1.7), 32 Wetzel (28/3.9).

1998-99 (16-13, 9-3 PL)

Coach: Pat Flannery

11/14	at Robert Morris	L	51	66
11/18	Rider	L	64	79
11/21	at Cornell	L	56	69
11/23	Scranton	W	96	50
11/28	at Florida Int'l#	L	58	73
11/29	vs. Ga. Southern#	W	65	51
12/3	St. Francis (Pa.)	W	71	57
12/5	Mt. St. Mary's	L	67	74
12/9	at Princeton	L	27	68
12/21	at Penn State	L	58	62



DAN BLANKENSHIP

12/27	vs. Ball State\$	L	59	63
12/28	vs. Drake\$	L	53	71
1/2	Carnegie Mellon	W	98	52
1/6	at Navy*	L	53	57
1/9	at Holy Cross*	W	72	51
1/13	Army*	W	78	42
1/16	Lehigh*	W	85	68
1/20	at Colgate*	W	63	60
1/23	Geo. Mason (2OT)	W	98	86
1/27	Lafayette*	L	65	66
1/31	Navy*	W	56	51
2/3	Holy Cross*	W	65	51
2/10	at Lehigh*	W	75	62
2/13	Colgate*	W	57	45
2/17	at Army*	W	70	43
2/21	at Lafayette*	L	84	93
2/27	vs. Holy Cross%	W	76	52
2/28	vs. Lehigh%	W	58	50
3/5	at Lafayette^	L	63	67

* Patriot League games

Florida International Tournament

% Hoosier Classic, Indianapolis, Ind.

% Patriot League Tournament at Army

^ PL Championship at Lafayette

Roster (G/PPG): 23 Asbury (15/1.3), 12 Bailey (23/1.8), 34 Bowen (29/10.7), 22 Callahan (29/8.3), 54 Cameron (29/5.4), 44 Gilliard (27/8.4), 50 Hauser (12/1.8), 3 Karavanic (29/11.2), 42 McBride (6/0.7), 24 Muckle (29/5.4), 4 Nyambi (15/0.1), 14 Ramage (29/11.0), 10 Santos (26/1.4), 43 Seek (5/0.6), 31 Webb (6/0.7), 32 Wetzel (29/2.5).

1999-2000 (17-11, 8-4 PL)

Coach: Pat Flannery

11/19	vs. Maine#	W	79	69
11/20	vs. Marist#	W	54	48
11/23	Robert Morris	W	65	62
11/27	at Rider	L	42	54
12/1	at St. Francis (Pa.)	W	68	63
12/4	at Mt. St. Mary's	W	68	66
12/7	Princeton	L	48	50
12/19	at Penn State	L	63	67
12/28	at Arizona State\$	L	55	80
12/29	vs. Manhattan\$	W	70	66
1/3	at George Mason	L	58	69
1/5	Haverford	W	76	39
1/8	Cornell	L	56	59
1/12	Navy*	L	70	77
1/15	Holy Cross*	W	69	44
1/17	Iona	W	73	67
1/19	at Army*	W	52	49
1/22	at Lehigh*	W	67	57
1/26	Colgate*	W	62	45
2/2	at Lafayette*	L	73	75
2/5	at Navy*	L	61	75
2/9	at Holy Cross*	W	54	48
2/12	Army*	W	66	55
2/16	Lehigh*	W	73	56
2/20	at Colgate* (OT)	W	75	71
2/23	Albany	W	72	61
2/27	Lafayette*	L	59	74
3/4	vs. Lehigh%	L	62	73

* Patriot League games

Pepsi/Marist Classic

\$ ASU/Fiesta Bowl Holiday Classic


% Patriot League Tournament at Lafayette

Roster (G/PPG): 23 Asbury (28/5.1), 12 Bailey (28/11.4), 5 Blankenship (28/1.8), 34 Bowen (27/15.7), 54 Cameron (28/6.6), 40 Cohen (3/0.0), 42 Hardenbergh (8/1.5), 3 Karavanic (28/9.0), 44 Lalugba (21/2.1), 24 Muckle (28/8.5), 33 Nyambi (7/0.6), 4 Seek (7/0.6), 32 Werner (25/3.5), 2 Zimmerman (25/1.1).

2000-01 (14-15, 4-8 PL)

Coach: Pat Flannery

11/18	Lock Haven	W	85	77
11/21	St. Francis (Pa.)	W	68	62



CHRIS NIES

11/25	at Rutgers	L	48	78
11/27	Drew	W	82	62
11/29	at American	L	58	60
12/2	at Iona	L	61	105
12/5	Rider	W	64	50
12/9	at Cornell	W	75	59
12/22	at Penn State	L	72	82
12/28	at Virginia	L	49	99
12/30	at UMBC	W	70	68
1/3	Mt. St. Mary's	W	73	58
1/6	Canisius	L	58	81
1/10	at Navy*	L	67	89
1/13	at Lafayette* (OT)	W	74	71
1/17	Holy Cross*	L	45	69
1/20	Army*	W	73	59
1/22	American	W	61	51
1/24	at Colgate*	L	62	63
1/27	at Lehigh*	L	74	86
2/3	Navy*	L	58	71
2/7	Lafayette*	L	60	62
2/10	at Holy Cross*	L	49	58
2/14	at Army*	L	55	60
2/18	Colgate*	W	71	60
2/21	Lehigh* (OT)	W	82	78
2/24	at Albany	W	76	67
3/3	vs. Colgate%	W	75	68
3/4	at Navy%	L	64	88

* Patriot League games

% Patriot League Tournament at Navy

Roster (G/PPG): 12 Bailey (27/17.7), 50 Bennett (28/1.9), 5 Blankenship (29/8.1), 42 Hardenbergh (27/2.3), 44 Lalugba (29/14.5), 31 Namvoo (16/1.6), 3 Nyambi (14/0.5), 24 Quinn (20/1.5), 14 Ramage (22/9.0), 33 Rodgers (5/1.0), 10 Santos (24/2.2), 4 Seek (6/0.3), 0 Skornik (14/0.5), 34 Slater (21/2.3), 23 Webber (17/1.3), 32 Werner (29/9.0), 54 White (4/0.0).

2001-02 (13-16, 8-6 PL)

Coach: Pat Flannery

11/16	at Cent. Conn. St.#	L	55	68
11/17	vs. Vermont#	L	60	77
11/20	at Rider	L	62	75
11/24	at St. Francis (Pa.)	L	44	59
11/26	Cornell	W	71	62
12/1	at Villanova	L	45	69
12/5	Albany	L	50	51
12/11	UMBC	W	70	67
12/22	at Penn State	L	57	78
12/28	at South Florida\$	L	56	59
12/29	vs. Hofstra\$	W	68	60
1/2	at Mt. St. Mary's	W	58	46
1/5	at Canisius	L	49	66
1/9	Lafayette*	W	65	64
1/12	at Navy*	L	49	64
1/16	Army*	W	56	53
1/19	at American*	L	52	69
1/23	at Colgate*	W	80	75
1/26	Lehigh*	W	69	50
1/30	Holy Cross*	L	65	73
2/2	at Lafayette*	L	68	74
2/6	Navy*	W	76	56
2/9	at Army*	W	65	62
2/13	American*	L	67	78
2/16	Colgate*	W	68	57
2/20	at Holy Cross*	W	75	73
2/24	at Lehigh*	L	64	75
3/2	vs. Army%	W	70	59
3/3	vs. Holy Cross%	L	57	64


* Patriot League games

Mohegan Sun Classic, New Britain, Conn.

% South Florida Shootout

% PL Tournament, Upper Marlboro, Md.

Roster (G/PPG): 12 Bailey (19/17.4), 50 Bennett (21/1.9), 5 Blankenship (29/6.9), 11 Cohen (4/0.0), 42 Hardenbergh (21/1.6), 22 Glover (18/1.3), 4 Lalugba (29/14.9), 21 Namvoo (8/0.8), 31 Nies (18/1.0), 25 Quinn (29/6.1), 2 Rodgers (29/5.2), 3 Santos



Pat Flannery retired after the 2007-08 season with a career record of 329-221. His 234 Bucknell victories are second-most in school history, and his 125 conference wins at Bucknell are a Patriot League record.



Abe Badmus and the Bison battle Kansas in the 2005 NCAA Tournament.

(26/1.3), 0 Skornik (21/0.5), 1 Slater (25/4.5), 10 Webber (20/0.9), 32 Werner (22/9.5).

2002-03 (14-15, 7-7 PL)

Coach: Pat Flannery

11/22	at Notre Dame	L	42	73
11/26	at Albany	W	56	53
11/29	vs. Columbia#	W	61	47
11/30	at Geo. Wash.#	L	77	80
12/3	Canisius	L	67	71
12/7	St. Francis (Pa.)	W	57	54
12/9	FDU-Florham	W	72	45
12/20	at Penn State	L	55	59
12/27	at Arizona State\$	L	52	79
12/28	vs. UCSB\$	W	67	60
1/4	vs. Niagara^	L	52	63
1/7	Robert Morris	W	66	53
1/11	American*	W	63	52
1/15	Lehigh*+	L	56	60
1/18	at Navy*	L	53	66
1/21	at Cornell	L	60	64
1/24	Army*	W	53	38
1/26	Lafayette*	W	68	48
1/31	at Colgate*	W	62	42
2/2	at Holy Cross*	L	47	69
2/8	at American*	L	56	70
2/11	at Lehigh*	L	49	61
2/14	Navy*	W	59	41
2/21	at Lafayette*	W	70	53
2/23	at Army*	W	66	65
2/28	Holy Cross*	L	43	54
3/2	Colgate*	L	56	64
3/8	vs. Lehigh%	W	52	47
3/9	vs. Holy Cross%	L	50	75

* Patriot League games

Red Auerbach Colonial Csc., Wash., D.C.

\$ azcentral.com Hoops Csc., Tempe, Ariz.

^ Bucknell Kids Classic, Pottsville, Pa.

% PL Tournament, Upper Marlboro, Md.

+ First game at Sojka Pavilion

Roster (G/PPG): 50 Bennett (12/2.6), 12 Bettencourt (29/11.1), 5 Blankenship (29/7.9), 42 Hardenbergh (17/0.8), 4 Lalugba (29/15.1), 3 Lee (10/2.2), 22 Mack (4/0.0), 21 Namvou (14/1.6), 31 Niesz (23/3.7), 25 Quinn (28/6.2), 2 Rodgers (16/5.6), 0 Skornik (29/2.1), 1 Slater (25/2.6), 44 Vierer-McClymont (21/2.6), 10 Webber (24/0.8), 32 Werner (7/8.9).

2003-04 (14-15, 9-5 PL)

Coach: Pat Flannery

11/21	at Michigan State	L	52	64
11/26	Yale	L	62	63
11/29	vs. Niagara^	L	71	90
12/3	at Northwestern	L	61	69
12/6	at St. Francis (Pa.)	L	79	84
12/9	Dickinson	W	79	36
12/20	Penn	L	49	58
12/22	Ursinus	W	77	62
12/29	vs. Norfolk State#	W	68	52
12/30	at Coll. Charleston#	L	63	76
1/3	at Penn State	L	46	58
1/7	at Robert Morris	L	67	74
1/10	at American* (OT)	L	55	58
1/14	at Lehigh*	L	70	75
1/17	Navy*	W	87	46
1/20	Cornell	W	63	55
1/23	at Army*	W	56	23
1/25	at Lafayette*	L	72	81
1/30	Colgate*	W	61	53
2/1	Holy Cross*	W	77	67

2/7	American*	W	67	62
2/10	Lehigh*	W	64	63
2/14	at Navy*	W	54	52
2/20	Lafayette*	W	79	61
2/22	Army*	W	75	25
2/27	at Holy Cross*	L	61	72
2/29	at Colgate*	L	57	60
3/6	vs. Holy Cross%	W	66	60
3/7	vs. Lehigh%	L	45	60

* Patriot League games

^ at Rochester, N.Y.

Saturn of North Charleston Shootout

% PL Tournament, Upper Marlboro, Md.

Roster (G/PPG): 5 Badmus (29/3.9), 50 Bennett (11/1.7), 12 Bettencourt (29/14.9), 4 Brown (29/6.7), 11 Clark (29/3.4), 22 Glover (29/2.5), 3 Lee (29/10.1), 42 Mack (7/0.3), 32 McNaughton (29/11.5), 21 Namvou (13/1.4), 31 Niesz (17/4.3), 25 Quinn (28/3.0), 0 Skornik (29/3.4), 44 Vierer-McClymont (26/1.7), 10 Webber (16/0.7).

2004-05 (24-9, 11-3 PL)

Coach: Pat Flannery

11/11	vs. Princeton#	L	48	61
11/12	vs. No. Colorado#	W	67	54
11/19	Rider	W	69	50
11/22	St. Francis (Pa.)	L	65	70
11/26	vs. Stephen F. Austin^	W	62	49
11/27	at Iowa State^	L	55	62
12/1	at Penn	L	52	65
12/4	at Yale (OT)	W	73	65
12/7	Robert Morris	W	60	45
12/18	at Cornell	W	59	44
12/22	Niagara	W	76	74
12/28	at St. Joseph's	W	69	62
1/2	at Pittsburgh	W	69	66
1/8	Holy Cross*	W	59	43
1/12	at Colgate*	W	71	69
1/15	Army*	W	63	46
1/21	Lafayette*	W	71	54
1/23	Lehigh*	W	65	63
1/28	at American*	L	59	68
1/30	at Navy*	L	62	66
2/4	at Lafayette*	W	89	69
2/6	at Lehigh*\$	W	54	57
2/11	American*	W	65	52
2/13	Navy*	W	71	60
2/15	at Villanova	L	51	89
2/19	at Army*	W	69	55
2/23	at Holy Cross*	L	54	69
2/26	Colgate*	W	60	59
3/4	Lafayette%	W	70	34
3/6	American%	W	53	35
3/11	at Holy Cross+	W	61	57
3/18	vs. Kansas~	W	64	63
3/20	vs. Wisconsin~	L	62	71

* Patriot League games

Coaches vs. Cancer Classic, Syracuse, N.Y.

^ AFI Cyclone Challenge, Ames, Iowa


\$ Lehigh victory later forfeited to Bucknell

% PL Tournament, Lewisburg, Pa.

+ PL Championship, Worcester, Mass.

~ NCAA Tournament, Oklahoma City, Okla.

Roster (G/PPG): 5 Badmus (31/5.3), 12 Bettencourt (33/12.6), 4 Brown (32/3.4), 21 Clark (31/2.5), 11 Griffin (33/6.9), 3 Lee (33/12.6), 22 Mack (12/0.4), 1 Mastropalo (32/3.0), 32 McNaughton (33/12.6), 25 Morrison (17/0.1), 31 Niesz (33/3.4), 2 Thomas (13/0.8), 44 Vierer-McClymont (32/1.5).



Donald Brown slams one down against Memphis in the second round of the 2006 NCAA Tournament.

2005-06 (27-5, 14-0 PL)

Coach: Pat Flannery

11/18	at Rider	W	56	54
11/22	at Syracuse	W	74	69
11/26	Yale	W	87	60
11/30	at Niagara	W	66	63
12/3	at DePaul	W	57	52
12/6	Villanova	L	60	79
12/17	Cornell	W	83	39
12/19	Haverford	W	76	44
12/21	St. Joseph's	W	63	51
12/28	vs. Boston U.#	W	63	57
12/29	at Santa Clara#	L	68	77
1/2	at Duke	L	50	84
1/7	at Navy*	W	74	52
1/11	at American*	W	58	50
1/14	Holy Cross*	W	56	42
1/18	Lafayette*	W	62	32
1/21	Colgate*	W	62	43
1/25	at Lehigh*	W	59	54
1/28	Navy*	W	81	47
2/1	at Army*	W	67	54
2/4	at Colgate*	W	68	59
2/8	American*	W	74	57
2/11	at Holy Cross*	W	57	52
2/15	at Lafayette*	W	69	49
2/18	at No. Iowa^ (2OT)	L	61	65
2/22	Lehigh*	W	81	70
2/25	Army*	W	70	47
3/3	Army*	W	59	47
3/5	American%	W	64	50
3/10	Holy Cross%	W	74	59
3/17	vs. Arkansas~	W	59	55
3/19	vs. Memphis~	L	56	72

* Patriot League games

Cable Car Classic, Santa Clara, Calif.

^ ESPN BracketBusters presented by ebay

% PL Tournament, Lewisburg, Pa.

~ NCAA Tournament, Dallas, Texas

Roster (G/PPG): 5 Badmus (32/6.6), 12 Bettencourt (32/12.7), 4 Brown (32/6.5), 10 Castleberry (18/0.3), 11 Griffin (32/3.9), 3 Lee (32/13.2), 42 Linthicum (21/0.7), 22 Mack (18/0.6), 1 Mastropalo (32/3.7), 32 McNaughton (32/12.8), 25 Morrison (13/0.5), 2 Thomas (22/1.2), 14 Vegotsky (30/3.8), 44 Vierer-McClymont (29/1.3).

2006-07 (22-9, 13-1 PL)

Coach: Pat Flannery

11/11	at Albany	L	49	55
11/14	Wake Forest (OT)	L	83	86
11/19	at Saint Joseph's	L	53	63
11/21	at Penn State (OT)	L	60	63
11/25	at Yale	W	72	57
11/29	at Saint Francis (Pa.)	W	60	56
12/2	Northern Iowa	L	48	57
12/3	George Mason@	W	60	57
12/16	at Cornell	W	70	66
12/20	at Xavier	W	68	67
12/23	at Texas Tech	L	60	72
12/29	vs. Central Arkansas^	L	48	50
12/30	vs. Northern Illinois^	W	77	59
1/6	Navy*	W	59	51
1/9	American*	W	66	60
1/12	at Holy Cross*	L	60	65
1/17	at Lafayette*	W	67	61
1/20	Colgate*	W	50	36
1/23	Lehigh*	W	62	44
1/27	Army*	W	74	49
1/30	at Colgate*	W	56	53

2/2	at Navy*	W	78	63
2/6	at American*	W	69	66
2/9	Holy Cross*	W	48	45
2/15	Lafayette*	W	76	58
2/17	Towson~	W	73	63
2/21	at Lehigh*	W	69	56
2/24	at Army*	W	54	49
2/28	Navy%	W	62	43
3/4	Army%	W	68	47
3/9	at Holy Cross+	L	66	74

* Patriot League games

@ BB&T Classic, Washington, D.C.

^ Pepsi Marist Classic, Poughkeepsie, N.Y.

~ O'Reilly ESPN BracketBusters

% PL Tournament, Lewisburg, Pa.

+ PL Championship, Worcester, Mass.

Roster (G/PPG): 5 Badmus (31/7.5), 31 Behan (29/1.7), 4 Brown (24/12.0), 10 Castleberry (29/5.3), 33 Evans (11/0.2), 11 Griffin (31/10.5), 42 Linthicum (21/0.6), 1 Mastropalo (31/6.0), 32 McNaughton (31/12.0), 12 Medrano (10/0.2), 25 Morrison (8/2.5), 2 Thomas (28/2.1), 15 Tyree (20/1.8), 14 Vegotsky (31/7.4).

2007-08 (12-19, 6-8 PL)

Coach: Pat Flannery

11/10	Albany	W	55	52
11/14	at Towson	W	71	57
11/18	at Villanova	L	64	70
11/24	at Wagner	L	55	64
11/28	Marist	L	40	55
12/1	Saint Francis (Pa.)	L	54	57
12/3	La Salle	W	67	66
12/16	at Wake Forest	L	56	72
12/19	Cornell	W	88	75
12/22	at Drexel	L	53	65
12/28	vs. N. Dakota State^	L	60	68
12/29	vs. Long Beach St.~	W	61	57
1/2	Ohio	L	47	53
1/5	at St. Bonaventure	L	62	65
1/11	Navy*	W	85	77
1/16	American*	W	66	62
1/18	at Holy Cross*	W	73	65
1/23	at Lafayette*	L	68	80
1/26	Colgate*	W	65	61
1/30	Lehigh*	L	56	54
2/3	Army*	L	52	68
2/6	at Colgate* (OT)	W	91	85
2/9	at Navy*	L	72	78
2/13	at American*	L	64	68
2/16	Holy Cross*	L	53	63
2/20	Lafayette* (OT)	W	77	75
2/23	at Old Dominion~	L	55	65
2/27	at Lehigh*	L	39	50
3/1	at Army*	L	51	54
3/5	at Navy% (3OT)	W	87	86
3/9	at Colgate%	L	40	54

* Patriot League games

^ Cal Golden Bear Classic, Berkeley, Calif.

~ O'Reilly ESPN BracketBusters

% PL Tournament

Roster (G/PPG): 31 Behan (30/6.3), 21 Boon (31/4.3), 10 Castleberry (31/10.9), 33 Evans (15/0.3), 5/24 Fiery (7/0.4), 11 Griffin (31/13.1), 42 Linthicum (21/4.5), 1 Mastropalo (19/7.8), 12 Medrano (8/0.0), 0 O'Brien (31/4.4), 13 Shazier (31/3.1), 2 Thomas (16/4.5), 15 Tyree (31/7.0), 14 Vegotsky (22/3.8).

IN-SEASON TOURNAMENTS

All-Time Record: 53-65 (.449)**Tournament Titles: 4**

1951-52	Boston Tournament (1-1)
1956-57	Hofstra Christmas Tournament (2-1)
1957-58	Charlotte Tournament (1-2)
1958-59	Carrousel Tournament, Charlotte, N.C. (2-1)
1959-60	Poinsettia Tournament, Greenville, S.C. (0-2)
1962-63	Downeast Classic, Bangor, Maine (2-0)
1964-65	Rubber City Classic, Akron, Ohio (1-1)
1965-66	Rubber City Classic, Akron, Ohio (1-1)
1966-67	Rubber City Classic, Akron, Ohio (1-1)
1967-68	LeMoyné Tournament (1-1)
1970-71	Albright Holiday Tournament (2-0)
1971-72	Hall of Fame Tournament, Springfield, Mass. (1-1)
1972-73	Gem City Tournament, Erie, Pa. (0-2)
1972-73	Hatter Tournament, Deland, Fla. (1-1)
1973-74	Scranton Holiday Classic (1-1)
1974-75	Roanoke Classic, Salem, Va. (1-1)
1975-76	Albright Tournament (1-1)
1976-77	Lafayette Invitational (1-1)
1977-78	Senior Bowl Tournament, Mobile, Ala. (0-2)
1978-79	Old Dominion Classic (1-1)
1980-81	Virginia Tournament (0-2)
1980-81	Siena Tournament (1-1)
1981-82	James Madison Tournament (1-1)
1982-83	IPTAY Tournament, Clemson, S.C. (0-2)
1983-84	Florida Southern Tournament (1-1)
1984-85	Iona Tournament (1-1)
1984-85	UC-Matt's Classic, Utica, N.Y. (1-1)
1985-86	Lobo Tipoff Tournament, Albuquerque, N.M. (0-2)
1985-86	Siena Invitational (1-1)
1986-87	Youngstown State Invitational (1-1)
1986-87	Utica Holiday Classic (1-1)
1987-88	Holiday Bowl Classic, San Diego, Calif. (1-1)
1988-89	Naismith-Holiday Inn Classic, Springfield, Mass. (2-0)
1989-90	Disneyland Freedom Bowl Classic, Irvine, Calif. (1-1)
1989-90	Blue Angels Classic, Pensacola, Fla. (1-1)
1990-91	San Juan Shootout (2-1)
1991-92	Lobo Invitational, Albuquerque, N.M. (1-1)
1992-93	KYLT Industries Classic, Missoula, Mont. (1-1)
1993-94	Music City Invitational, Memphis, Tenn. (1-1)
1994-95	Pepsi/Marist Classic (0-2)
1995-96	Cessna Classic, Wichita, Kan. (1-1)
1996-97	Lobo Invitational, Albuquerque, N.M. (0-2)
1997-98	Fairfield Tournament (0-2)
1998-99	Florida International Tournament (1-1)
1998-99	Hoosier Classic, Indianapolis, Ind. (0-2)
1999-00	Pepsi/Marist Classic (2-0)
1999-00	Arizona State Holiday Classic (1-1)
2001-02	Mohegan Sun Classic, New Britain, Conn. (0-2)
2001-02	USF Holiday Classic, Tampa, Fla. (1-1)
2002-03	Red Auerbach Colonial Classic, Washington, D.C. (1-1)
2002-03	azcentral.com Hoops Classic, Tempe, Ariz. (1-1)
2003-04	Saturn of North Charleston Classic (1-1)
2004-05	Coaches vs. Cancer Classic, Syracuse, N.Y. (1-1)
2004-05	AFI Cyclone Classic, Ames, Iowa (1-1)
2005-06	Cable Car Classic, Santa Clara, Calif. (1-1)
2006-07	Pepsi Marist Classic (1-1)
2007-08	Cal Golden Bear Classic, Berkeley, Calif. (1-1)

ECC TOURNAMENT

1976, 1978-90**All-Time Record: 17-12 (.586)****Tournament Titles: 2****Championship Game Appearances: 4**

vs. American: 0-1 (.000)
vs. Delaware: 2-1 (.667)
vs. Hofstra: 3-2 (.600)
vs. Lafayette: 2-0 (1.000)
vs. LaSalle: 0-1 (.000)
vs. Lehigh: 1-3 (.250)
vs. Rider: 2-2 (.500)
vs. Towson State: 4-0 (1.000)
vs. St. Joseph's: 0-2 (.000)
vs. West Chester: 3-0 (1.000)

PATRIOT LEAGUE TOURNAMENT

1991-pres.**All-Time Record: 24-16 (.600)****Tournament Titles: 2****Championship Game Appearances: 7**

vs. American: 2-0 (1.000)
vs. Army: 5-1 (.833)
vs. Colgate: 3-2 (.600)
vs. Fordham: 0-2 (.000)
vs. Holy Cross: 6-5 (.545)
vs. Lafayette: 2-1 (.667)
vs. Lehigh: 4-2 (.667)
vs. Navy: 2-3 (.400)

NCAA TOURNAMENT

**1987: #1 Georgetown 75, #16 Bucknell 53
Southeast Regional — Atlanta, Ga. (The Omni)****Bucknell (53)**

Atkinson 3-5 5-6 11, Schrader 4-8 0-0 10, Heiden 5-6 0-0 10, Seneca 3-7 0-0 8, Allsteadt 2-9 0-0 5, Butts 1-4 3-4 5, Beecy 1-2 0-0 2, Aceto 0-3 2-2 2, Joseph 0-1 0-0 0, Watson 0-0 0-0 0, Woollum 0-0 0-0 0, Moylan 0-0 0-0 0, Allen 0-0 0-0 0, Leggett 0-1 0-0 0, Albee 0-0 0-0 0. Totals 19-46 10-12 53.

Georgetown (75)

McDonald 5-9 1-1 11, Williams 9-19 0-0 21, Gillery 1-1 0-0 2, Bryant 2-2 0-0 5, Tillmon 5-10 3-4 14, Highsmith 1-1 0-0 2, Winston 1-1 0-2 2, Smith 1-5 3-4 5, Edwards 0-0 0-0 0, Jackson 3-3 0-0 6, Allen 2-6 0-0 4, Jefferson 1-1 0-0 2, Lang 0-0 1-2 1. Totals 31-58 8-13 75

Halftime: Georgetown, 37-29. **3-point Goals:** Bucknell 5-11 (Seneca 2-3, Schrader 2-4, Allsteadt 1-2, Beecy 0-1, Aceto 0-1), Georgetown 5-14 (Williams 3-9, Bryant 1-1, Tillmon 1-3, Smith 0-1). **Rebounds:** Bucknell 20 (Atkinson 4), Georgetown 37 (Williams 10). **Assists:** Bucknell 15 (Seneca 9), Georgetown 18 (Winston 7). **Total Fouls:** Bucknell 15, Georgetown 14. **Fouled Out:** Schrader.

1989: #2 Syracuse 104, #15 Bucknell 81**Midwest Regional — Dallas, Texas (Reunion Arena)****Bucknell (81)**

Watson 4-10 1-1 9, Heiden 3-6 0-0 7, Butts 10-14 2-4 22, Joseph 6-13 0-0 14, Aceto 3-9 4-4 11, Woollum 0-1 0-0 0, Courtney 0-0 2-2 2, Fenton 0-1 0-0 0, Pfaff 0-1 1-2 1, Diver 0-0 0-0 0, Bell 0-0 0-0 0, Albee 0-0 0-0 0, Leggett 5-10 3-6 13, Walsh 1-1 0-0 2. Totals 32-66 13-19 81.

Syracuse (104)

Owens 12-17 3-6 27, Thompson 8-12 5-6 21, Manning 1-3 0-0 2, Roe 7-14 1-2 19, Douglas 7-14 3-5 19, Bartelstein 0-0 0-0 0, Johnson 2-5 4-4 8, Siock 0-1 0-0 0, Harried 2-5 0-1 4, Scott 2-3 0-0 4, Rogers 0-0 0-0 0. Totals 41-74 16-24 104.

Halftime: Syracuse, 52-36. **3-Point Goals:** Bucknell 4-13 (Joseph 2-7, Aceto 1-2, Heiden 1-3, Watson 0-1), Syracuse 6-15 (Roe 4-9, Douglas 2-4, Johnson 0-2). **Rebounds:** Bucknell 35 (Heiden 8), Syracuse 37 (Owens 9). **Assists:** Bucknell 19 (Joseph 9), Syracuse 17 (Douglas 9). **Total Fouls:** Bucknell 20, Syracuse 20. **Fouled Out:** None.

2005: #14 Bucknell 64, #3 Kansas 63**Syracuse Regional — Oklahoma City, Okla. (Ford Center)****Bucknell (64)**

Mastropalo 1-4 0-0 2, Lee 5-14 2-4 15, McNaughton 6-7 2-3 14, Badmus 0-2 3-3 2, Bettencourt 5-16 4-4 19, Brown 3-4 0-0 6, Griffin 0-2 0-1 0, Clark 0-1 0-0 0, Niesz 2-4 1-2 6, Viera-McClymont 0-0 0-0 0. Totals 22-55 12-16 64.

Kansas (63)

Giddens 1-7 0-0 2, Simien 9-14 6-8 24, Moody 2-2 1-3 5, Miles 0-5 4-4 4, Lee 6-9 6-6 18, Hawkins 1-1 0-0 3, Galindo 0-0 0-0 0, Langford 1-7 4-4 6, Kaun 0-0 0-0 0, Giles 0-1 1-2 1. Totals 20-46 12-27 63.

Halftime: Kansas, 31-28. **3-Point Goals:** Bucknell 8-31 (Bettencourt 5-15, Lee 2-8, Niesz 1-3, Badmus 0-2, Griffin 0-2, Clark 0-1), Kansas 1-11 (Hawkins 1-1, Giddens 0-5, Langford 0-3, Miles 0-1, Lee 0-1). **Rebounds:** Bucknell 30 (Lee 8), Kansas 34 (simien 10). **Assists:** Bucknell 17 (Badmus 11), Kansas 14 (Miles 4). **Total Fouls:** Bucknell 21, Kansas 15. **Fouled Out:** Badmus.

2005: #6 Wisconsin 71, #14 Bucknell 62**Syracuse Regional — Oklahoma City, Okla. (Ford Center)****Bucknell (62)**

Mastropalo 0-1 0-0 0, Lee 4-13 0-0 8, McNaughton 10-14 3-4 23, Badmus 1-2 2-2 5, Bettencourt 1-9 0-0 3, Thomas 1-1 0-0 3, Brown 3-6 0-0 6, Griffin 2-3 3-3 9, Clark 0-0 0-0 0, Mack 0-0 0-0 0, Morrison 0-0 0-0 0, Niesz 1-1 3-3 5, Viera-McClymont 0-0 0-0 0. Totals 23-50 11-14 62.

Wisconsin (71)

Tucker 1-6 15-18 17, Morley 6-7 0-0 15, Wilkinson 9-15 5-7 23, Chambliss 2-6 0-0 5, Hanson 2-5 2-4 8, Nixon 0-0 0-0 0, Chap-

pell 0-0 0-0 0, Bronson 0-0 0-0 0, Helmingk 0-0 0-0 0, Flowers 0-0 0-0 0, Taylor 1-6 0-0 3, Butch 0-1 0-0 0, Stiemsma 0-0 0-0 0. Totals 21-46 22-29 71.

Halftime: Wisconsin, 35-29. **3-Point Goals:** Bucknell 15-15 (Griffin 2-3, Bettencourt 1-6, Thomas 1-1, Badmus 1-1, Lee 0-3, McNaughton 0-1), Wisconsin 7-17 (Morley 3-4, Hanson 2-4, Chambliss 1-4, Taylor 1-4, Tucker 0-1). **Rebounds:** Bucknell 29 (Lee 7), Wisconsin 30 (Wilkinson 9). **Assists:** Bucknell 13 (Bettencourt 6), Wisconsin 14 (Chambliss 4). **Total Fouls:** Bucknell 24, Wisconsin 12. **Fouled Out:** Lee.

**2006: #9 Bucknell 59, #8 Arkansas 55
Oakland Regional — Dallas, Texas (American Airlines Center)****Bucknell (59)**

Mastropalo 1-4 0-0 2, Lee 7-12 6-7 24, McNaughton 2-6 2-2 6, Badmus 0-0 2-2 2, Bettencourt 5-11 3-5 18, Brown 0-6 1-2 1, Griffin 1-2 0-0 3, Vegotsky 1-3 0-0 3, Viera-McClymont 0-0 0-0 0. Totals 17-44 14-18 59.

Arkansas (55)

Thomas 1-2 0-1 2, Hill 3-5 0-1 6, Brewer 3-9 7-8 14, Ferguson 2-7 1-2 6, Modica 7-14 5-8 19, Jefferson 0-0 0-0 0, Townes 3-7 0-0 6, McCurdy 0-1 0-0 0, Hunter 0-2 2-2 2. Totals 19-47 15-24 55.

Halftime: Bucknell, 27-23. **3-Point Goals:** Bucknell 11-21 (Bettencourt 5-10, Lee 4-7, Griffin 1-2, Vegotsky 1-2), Arkansas 2-12 (Brewer 1-3, Ferguson 1-5, Modica 0-4). **Rebounds:** Bucknell 29 (Lee, Brown 5), Arkansas 32 (Thomas 7). **Assists:** Bucknell 10 (Badmus 7), Arkansas 13 (Brewer 5). **Total Fouls:** Bucknell 17, Arkansas 15. **Fouled Out:** None.


**2006: #1 Memphis 72, #9 Bucknell 56
Oakland Regional — Dallas, Texas (American Airlines Center)****Bucknell (56)**

Mastropalo 1-1 3-4 5, McNaughton 5-9 5-7 15, Lee 3-11 4-4 11, Badmus 1-4 2-3 4, Bettencourt 1-4 9-9 12, Thomas 1-2 0-0 2, Brown 3-7 1-2 7, Castleberry 0-0 0-0 0, Griffin 0-1 0-0 0, Vegotsky 0-1 0-0 0, Mack 0-1 0-0 0, Morrison 0-0 0-0 0, Linthicum 0-0 0-0 0, Viera-McClymont 0-0 0-0 0. Totals 15-41 24-29 56.

Memphis (72)


S. Williams 3-7 4-4 10, Carney 3-10 3-5 10, Dorsey 4-6 4-6 12, Anderson 5-7 0-0 13, Washington 1-6 5-7 8, Wade 0-1 0-0 0, W. Williams 0-0 0-0 0, Dozier 0-1 0-0 0, Douglas-Roberts 3-4 3-4 9, McGrady 0-0 0-0 0, Allen 3-5 0-0 8, Long 0-0 0-0 0, Sandridge 0-0 0-0 0, Cooper 1-1 0-0 2. Totals 23-48 19-26 72.

Halftime: Memphis, 31-21. **3-Point Goals:** Bucknell 2-12 (Bettencourt 1-3, Lee 1-4, Badmus 0-2, Griffin 0-1, Vegotsky 0-1, Mack 0-1), Memphis 7-16 (Anderson 3-5, Allen 2-3, Carney 1-5, Washington 1-2, S. Williams 0-1). **Rebounds:** Bucknell 33 (McNaughton 8), Memphis 25 (Dorsey 6). **Assists:** Bucknell 8 (McNaughton 3), Memphis 15 (Allen 6). **Total Fouls:** Bucknell 20, Memphis 21. **Fouled Out:** None.



Chris McNaughton takes the opening tip of the Bucknell-Kansas game at the 2005 NCAA Tournament.

Bison Play Cinderella at 2005 NCAA Tourney!



In 2005, Bucknell captured its very first Patriot League championship by defeating Holy Cross on its home floor, 61-57. For the Bison, the post-season fun didn't end at the Hart Center. The following Sunday evening, fans packed an on-campus auditorium for the NCAA Tournament Selection Show, eagerly awaiting word on Bucknell's "Big Dance" destination.

Soon they learned that the 14th-seeded Bison would be headed to the Ford Center in Oklahoma City to face the No. 3 seed — the mighty Kansas Jayhawks. The excitement quickly turned to reality, considering Kansas had been ranked No. 1 in the nation for most of the year (and were still ranked first in the RPI), and the Jayhawks had already been to 33 NCAA Tournaments and 12 Final Fours.

Kansas' hallowed history hardly intimidated the Bison, however, as Kevin Bettencourt's four-point play in the opening moments got them going, and the contest would soon develop into an "Instant Classic."

Bucknell led for most of the first half, and by as many as seven points, before Kansas closed the half on a 10-0 run to take a 31-28 lead to the locker room.

There were five lead changes and four ties over the first 12 minutes of the second half, and the Bison seemingly had the game in hand when Abe Badmus stroked two free throws to put Bucknell up 62-57 with 1:22 to play. But Kansas quickly rallied for a 63-62 lead behind six straight free throws, the last two by Keith Langford with 25 seconds left.

The Bison were hardly done, though, as Chris McNaughton spun into the paint and rattled in a short jump-hook over All-American Wayne Simien with 10.5 seconds left. When Simien's 15-foot jumper at the buzzer drew only iron, a sea of orange jerseys flooded the Ford Center hardwood. Not only did the 64-63 victory snatch the attention of the nation, but it was the historic first NCAA Tournament win for Bucknell and the Patriot League.

Two days later the Bison had to somehow put the Kansas victory in the rear view mirror and take on a very talented Wisconsin team that had captured the Big Ten regular-season title. And it was a very game effort, indeed. Bucknell shook off an early 13-point deficit and rallied to take the lead as late as the nine-minute mark of the second half.

But the Badgers had too much down the stretch and escaped with a 71-62 victory, despite an eye-popping 23-point showing from McNaughton, who made 10 of 14 shots from the field going toe-to-toe with First Team All-Big Ten selection Mike Wilkinson.

A true "Cinderella Story," the Bison for a few days in March captured the imaginations of the sporting world, both for their inspired play on the floor and their poise, composure and sportsmanship off it.

A fairy tale, indeed.



History Repeats in '06 as Bison Best Hogs!

Bucknell made a return trip to the NCAA Tournament in 2006, but this time the scenario was a bit different. In 2005 the Bison were seeded 14th, and to many they were extreme underdogs going into the Kansas game. This time, however, Bucknell came into the tournament as a No. 9 seed — the highest ever for a Patriot League team — and there would be no more sneaking up on anyone.

That didn't mean that Bucknell's first-round opponent was any pushover. Hardly. The Bison drew Southeastern Conference juggernaut Arkansas, powered by eventual NBA lottery pick Ronnie Brewer. Making things even tougher was that the game was played in Dallas, just a short drive from Fayetteville. In fact, the Razorbacks had won 19 straight games in Dallas, where they maintain their largest alumni base.

Several hundred orange-clad Bison fans made the trek to the posh American Airlines Center, making for a spirited atmosphere. And for the second year in a row, the "Sojka Psychos" had to make plans for a long weekend.

The gritty, battle-tested Bucknell squad used some lights-out 3-point shooting and its typical stingy defense to outlast the Hogs 59-55. Charles Lee equaled his career high with 24 points and fellow senior co-captain Kevin Bettencourt knocked down five 3-pointers and scored 18 points for the Bison.

While Lee and Bettencourt played obvious starring roles, it was junior point guard Abe Badmus and junior reserve forward Donald Brown who came up big down the stretch. Badmus, who did not attempt a single field goal all day yet finished with seven assists and only two turnovers in 34 minutes, knocked down two monumental free throws with seven seconds left to stretch a two-point lead to four.



Brown came down with two critical late rebounds, and with the game tied at 55-55 with just over a minute to play, he just beat a 10-second backcourt violation, alertly finding Lee open under the basket for the go-ahead layup.

While Brewer finished with 14 points in his final collegiate game, the Bison held Arkansas 19 points below its season scoring average. Bucknell made 11 3-pointers and committed only five second-half turnovers.

In the second round, Bucknell ran into Memphis, the No. 1 seed in the Oakland Regional, in an attempt to make it to the Sweet 16 for the first time in school history.

Things looked good early, as the Bison sprinted to an early 10-4 lead behind 3-pointers from Lee and Bettencourt, but the athletic Tigers responded with a 20-2 run and eventually won 72-56. Chris McNaughton led Bucknell with 15 points, while captains Bettencourt and Lee had 12 and 11, respectively, in their final game of their brilliant careers.

While the college basketball world may not have been quite as stunned this time around, chapter two of this Bison fairy tale was just as sweet.



2005-06 ... An Encore Performance!

A year earlier, Bucknell was the "darling of the dance." The prestigious private school with an enrollment of about 3,400 that stunned perennial power Kansas in the first round of the NCAA Tournament.

The victory made national headlines as the first-ever NCAA triumph for the Bison, or any Patriot League school for that matter. The team earned an ESPY award in the "Best Upset" category and spent the summer reliving the biggest win in the history of the program.

As the 2005-06 campaign started, with virtually the entire roster returning intact, everyone wanted to know what Bucknell could do for an encore. And despite heaping expectations, both internal and external, all the Bison did was fashion their finest season yet.

Even with a large "bulls-eye" on its back every night, Bucknell shattered the school victory record with a fancy 27-5 ledger, repeated as Patriot League champion and made a return trip to the second round of the NCAA Tournament after a thrilling 59-55 win over Arkansas.

The Bison carried the sixth-best record in the nation — and the highest graduation rate (100%) — entering the NCAA Tournament. Among its impressive non-conference victories were road wins at then-No. 17 and eventual Big East champion Syracuse and DePaul, as well as a home victory over Atlantic-10 finalist Saint Joseph's.

The Bison really made their mark in Patriot League play, becoming the first team in the 16-year history of the conference to run the table, going a perfect 14-0. Three more double-digit wins in the Patriot League Tournament — capped by an impressive 74-59 win over Holy Cross — brought them a second straight league title. Then they earned a No. 9 seed in the NCAA Tournament, by far the highest in school and league history.


Once in the field of 65, the Bison made sure their weekend in Dallas would be a long one. With co-captains Charles Lee and Kevin Bettencourt combining for nine 3-pointers and 42 points, Bucknell knocked off Southeastern Conference power Arkansas in the first round, validating the Kansas victory.

In the round of 32, Bucknell ran into top-seeded Memphis, and the Conference USA champ wore down the Bison with its speed, strength and depth. Bucknell whittled a 19-point deficit down to nine in the second half, but the Tigers just had too much down the stretch, and the magical season that nobody wanted to end did just that on a rainy Sunday in Dallas.

Of Bucknell's five losses in 2005-06, three came at the hands of No. 1 seeds in the NCAA Tournament — Memphis, Duke and Villanova. Northern Iowa, which topped Bucknell in double overtime in an ESPN BracketBusters classic, earned an at-large bid out of the highly respected Missouri Valley Conference and was also nationally ranked at times during the season.

Speaking of national rankings, in 2005-06 Bucknell also achieved its first-ever listing in a national poll. On Feb. 13 the Bison were ranked 24th in both the Associated Press Poll and the ESPN/USA TODAY Coaches' Poll. Bucknell was also ranked 25th in the final Coaches' Poll of the season.

While not without star power, Bucknell's greatest asset was its depth and its unselfish team play, particularly on defense. Armed with a tricky matchup zone defense, the Bison entered the NCAA Tournament ranked second nationally in scoring defense (55.3). In 32 games in 2005-06 they allowed 60 or more points only nine times and 70 or more only five times, while on nine occasions they kept teams under 50.



Patriot League Perfection in 2006!

17-0

It started with a 74-52 win at Navy on Jan. 7 and ended with a 74-59 victory over Holy Cross in the Patriot League championship game at Sojka Pavilion. A perfect record, something that had never been done before in the 16-year history of the Patriot League. An unprecedented 14-0 regular-season mark and three more wins in the tournament gave the Bison 17 straight conference triumphs in 2006.

Those 17 victories came in all shapes and sizes. There were lopsided wins — two by 30 or more points, and four by 20 or more — and there were some close calls, most notably in Worcester, Mass., where the Bison miraculously rallied from 15 down with 16 minutes to play to win 57-52.

When Bucknell topped Army 70-47 on Senior Night at Sojka Pavilion in the regular-season finale, the Orange & Blue became the first team to run the table in Patriot League play. Previously, six teams had finished with one loss, including Bucknell in 1993 (13-1). Additionally, the Bison became the 200th Division I team in NCAA history to go unbeaten in their conference, and the 90th to do so with at least 14 wins. Bucknell joined Gonzaga (14-0 in the West Coast Conference) and George Washington (16-0 in the Atlantic 10) as the only teams in the country to finish unbeaten in its league in 2005-06.

As the No. 1 seed, the Bison earned the right to play at home throughout the Patriot League Tournament, no small factor since they haven't lost to a league foe at Sojka Pavilion in four years.

With large, partisan crowds at their backs, the Bison outlasted Army, 59-47, in the first round and American, 64-50, in the semifinals. That set up a rematch with No. 2 seed Holy Cross in the championship game. The previous year the seeds were reversed, and Bucknell won the title on the Crusaders' home floor.

With ESPN2 cameras in place, Holy Cross came out with revenge on its mind and trailed by only four at the half. But senior captains Kevin Bettencourt and Charles Lee put the Bison on their backs, hitting one critical shot after another, including nine 3-pointers between them, and Bucknell pulled away with a crushing 15-2 run.

At the eight-minute mark the Bison had a commanding 60-44 lead, and soon after most of the crowd of 4,110 was dancing on the floor and the Sojka Pavilion nets were cut down for the first time.

Following the game Lee was named Patriot League Tournament MVP, making him the first repeat winner of the award in league history. Lee registered 16 points, seven rebounds, four steals and three assists in the championship game, and he logged 43 points in the three tournament games.

Bettencourt, who hit six 3-pointers and scored 23 points in the title contest, and center Chris McNaughton were also named to the all-tournament team. Donald Brown also had a magnificent tournament, capped by a 14-point, five-rebound performance against Holy Cross.



Another Record-Setting Year in 2006-07!

Bucknell entered the 2006-07 campaign coming off the winningest season in program history, and even though the Bison graduated two of their all-time greats in Kevin Bettencourt and Charles Lee, expectations were still high heading into the season.

It was a tough start, with heartbreaking overtime losses to Wake Forest at home and Penn State on the road contributing to a frustrating 0-4 start. Things turned around quickly, however, and a 15-point win at Yale kicked off a 5-1 stretch that also included the two most impressive non-conference wins of the year: a 60-57 victory over reigning Final Four participant George Mason at the BB&T Classic and a terrific 68-67 victory at Atlantic 10 power Xavier.

The Bison opened Patriot League play with home wins over Navy and American, stretching their winning streak against conference foes to 23. The run ended on Jan. 12 at Holy Cross, but it would be nearly two months before Bucknell tasted defeat again.


A hard-fought road win at Lafayette ignited a 14-game winning streak, the longest in-season streak in school history. A three-point home win over Holy Cross in the rematch at Sojka Pavilion highlighted the run. A year after posting an unprecedented 14-0 Patriot League record, the Bison went 13-1 last season and tied for the PL regular-season title with Holy Cross.

The Crusaders were awarded the No. 1 seed and pivotal home-court advantage in the Patriot League Tournament based on the league's final tiebreaker, the RPI. Bucknell opened postseason play at home with victories over Navy and Army by an average margin of 20 points. That set the stage for a third straight Bucknell-Holy Cross showdown for the Patriot League title.


Bucknell won at the Hart Center in 2005 and at Sojka Pavilion in 2006, but this time it was the Crusaders who prevailed, 74-66. Seven busloads of orange-clad Bison fans invaded Worcester, Mass., and watched their team erase all of a 19-point second-half deficit, but Holy Cross had enough down the stretch.

Despite 22 victories and the PL regular-season co-championship, Bucknell was not selected for an at-large berth to either the NCAA Tournament or NIT. That brought an end to the brilliant careers of Abe Badmus, Donald Brown and Chris McNaughton, who graduated as the program's all-time winningest senior class with 87 victories.

McNaughton, who ranked sixth on Bucknell's career scoring list (second among centers), earned both First Team All-Patriot League and Patriot League Scholar-Athlete of the Year honors for the third year in a row. Brown, despite missing seven games with a broken hand near the end of a terrific senior season, earned Second Team honors.



Abe Badmus (5), Chris McNaughton (32) and Donald Brown (4): Bucknell's winningest senior class.




(Clockwise from top): Rob Thomas, Justin Castleberry, Stephen Tyree and Patrick Behan all emerged as key players for the Bison in 2006-07.

Aceto, Ted.....1985-86, 86-87, 87-88, 88-89
 Adkins, Paul.....1978-79, 79-80, 80-81
 Albee, Bud.....1985-86, 86-87, 88-89
 Allen, Doug.....1984-85, 85-86, 86-87, 87-88
 Allsteadt, Mark.....1984-85, 85-86, 86-87
 Anders, Michael.....1994-95
 Anderson, Brian A.....1993-94, 94-95, 95-96
 Anderson, Maria.....1983-84, 84-85, 85-86, 86-87 (MGR)
 Anderson, Walter F.....1935
 Ando, Tai.....1995-96 (MGR)
 Andrews, Jaye.....1981-82, 82-83, 83-84, 84-85
 Armor, Raymond H.....1939, 1941
 Arrowsmith, Roger.....1969-70
 Asbury, Shaun.....1996-97, 97-98, 98-99, 99-00
 Ash, Dan.....1995-96, 96-97
 Atkinson, Mark.....1984-85, 85-86, 86-87

Babich, Bruce.....1958-59, 59-60, 60-61
 Badmus, Ibrahim O.....2003-04, 04-05, 05-06, 06-07
 Bailey, Bryan J.....1998-99, 99-00, 00-01, 01-02
 Baker, Albin D.....1940, 1941
 Baker, Reginald.....1977-78
 Barry, Raymond.....1981-82
 Barry, Robert.....1976-77, 77-78, 78-79, 79-80
 Baserman, Kenneth J.....1941
 Beatty, John.....1954-55, 56-57
 Beecy, Steve.....1984-85, 85-86, 86-87
 Behan, Patrick D.....2006-07, 07-08
 Bell, Keane.....1987-88, 88-89
 Bennett, Jeremiah M.....2000-01, 01-02, 02-03, 03-04
 Bennett, Winston.....1928, 1930
 Berger, Glenn.....1969-70 (MGR)
 Bettencourt, Kevin A.....2002-03, 03-04, 04-05, 05-06
 Betts, Morsal.....1976-77, 77-78, 78-79
 Bicchelli, Joseph.....1954-55, 55-56, 56-57
 Biko, Paul.....1970-71, 71-72, 72-73
 Blackwell, Kevin.....1985-86
 Blankenship, Daniel L.....1999-00, 00-01, 01-02, 02-03
 Bonkowski, William.....1968-69, 69-70
 Boon, G.W.....2007-08
 Borella, D.D.....1930
 Bornhuetter, Ronald.....1976-77, 77-78, 78-79 (MGR)
 Bouldin, Skip.....1962-63
 Bowen, Dan.....1996-97, 97-98, 98-99, 99-00
 Bowman, Herbert F.....1936
 Bracho, Douglas.....1972-73, 73-74
 Bradway, Richard.....1952-53, 53-54
 Bright, Mike.....1989-90, 90-91, 91-92, 92-93
 Brown, Donald C.....2003-04, 04-05, 05-06, 06-07
 Brown, Raymond L.....1990-91, 91-92, 92-93, 93-94
 Burke, Frederick.....1972-73, 73-74
 Burkholder, Andrew.....2000-01, 01-02, 02-03 (MGR)
 Burney, Robert S.....1979-80, 80-81, 81-82 (MGR)
 Burns, Frank.....1943, 1944
 Butts, Mike.....1985-86, 86-87, 87-88, 88-89
 Buzas, Joseph J.....1939, 1940, 1941

Callahan, Willie.....1995-96, 96-97, 97-98, 98-99
 Calloway, John.....1974-75, 75-76, 76-77, 77-78
 Cameron, Dyrika.....1996-97, 97-98, 98-99, 99-00
 Campbell, John.....1983-84, 84-85
 Carpenter, Holly R.....1936, 1937
 Carroll, Charles.....1965-66
 Carson, Bruce.....1964-65, 65-66
 Carson, James.....1966-67, 67-68, 68-69
 Carter, Harvey.....1970-71, 71-72, 72-73
 Castleberry, Justin A.....2005-06, 06-07, 07-08
 Cegles, Victor.....1967-68, 68-69, 69-70
 Chamberlin, Doug.....1966-67, 67-68, 68-69
 Chenoweth, William.....1930, 1931, 1932
 Chesen, Alan.....1969-70 (MGR)
 Cholewinski, Harry.....1947-48, 48-49
 Christian, Robert.....1952-53
 Clark, Clifford.....1948-49
 Clark, John W.....2003-04, 04-05
 Clark, Matthew D.....1989-90, 90-91, 91-92, 92-93
 Clark, Roger.....1974-75, 75-76, 76-77
 Cody, Craig.....1980-81, 81-82, 82-83
 Cohen, David S.....1999-00
 Collins, Kevin.....1987-88, 88-89, 89-90 (MGR)
 Comerford, James.....1947-48, 48-49
 Connor, Stephen.....1982-83, 83-84
 Cooney, Kevin.....1959-60, 61-62
 Correnti, Daniel J.....1971-72, 72-73
 Corrigan, Michael.....1954-55, 56-57



MIKE BRIGHT

Cosimano, Carl.....1980-81, 81-82, 82-83, 83-84
 Courtney, Bill.....1988-89, 89-90, 90-91, 91-92
 Cox, Herbert.....1952-53, 53-54
 Cranston, John.....1965-66
 Culbertson, William J.....1941, 1942, 1943


Danzig, Harold.....1956-57, 57-58, 58-59
 Darnell, Jack.....1970-71, 71-72, 72-73
 Davis, John P. Jr.....1934, 1935, 1936
 Day, Francis Joseph.....1944
 Day, William.....1947-48
 Decsi, Louis Jr.....1945, 46-47
 Dedrick, Jack F.....1941, 1942
 Deigan, Joseph F. Jr.....1936, 1937, 1938
 Deihm, Dennis.....1973-74
 DeLuca, Cornelius.....1949-50, 50-51, 51-52
 DeWitt, Brian.....1982-83, 83-84, 84-85
 Diblin, Joseph A.....1938, 1939
 Diver, Mike.....1987-88, 88-89, 89-90, 90-91
 Domion, Adam.....1994-95, 95-96, 96-97 (MGR)
 Donovan, Jim.....1970-71, 71-72, 72-73
 Dopirak, Ryan M.....1992-93, 93-94
 Dorman, Jack V.....1934
 Douglas, Robert.....1964-65, 65-66
 Downes, Ralph.....1943
 Drowne, W. Christopher.....1989-90, 90-91, 91-92, 92-93 (MGR)
 Druckemiller, William H.....1934

Eastburn, George.....1932, 1933
 Edmunds, Robert.....1943
 Edmunds, Robert.....1945-46
 Edwards, Harvey.....1975-76
 Eicher, Joseph W.....1934
 Eisert, Brian C.....1991-92, 92-93, 93-94, 1994-95
 Eisner, Leo.....1954-55
 Ericsson, Bob.....1956-57, 57-58, 58-59
 Evans, Dave.....1958-59, 59-60
 Evans, Zachary J.....2006-07, 07-08
 Everhart, Nikki.....1997-98, 98-99 (MGR)


Fadden, Michael.....1959-60, 60-61, 61-62
 Fahringer, Fred H.....1940, 1941
 Farver, C. Edwin.....1966-67, 67-68, 68-69
 Feeney, Sam.....1997-98, 98-99, 99-00 (MGR)
 Fenton, Keith.....1987-88, 88-89, 89-90, 90-91
 Fiery, Matthew B.....2007-08
 Filer, John D.....1935, 1936, 1937
 Fisher, Dan.....1995-96, 96-97, 97-98, 98-99 (MGR)
 Fisher, R.N.....1932
 Flanagan, Jack.....1956-57, 57-58, 58-59
 Flannery, Patrick.....1976-77, 77-78, 78-79, 79-80
 Flenihaus, Philip.....1945-46

Foltz, William D.....1936, 1937, 1938
 Fornwald, Raymond.....1943, 1944, 46-47
 Forsyth, Garth.....1984-85
 Frable, Milton F.....1928
 Frank, Howard G.....1935
 Frazier, Donald.....1945-46
 Frick, Richard.....1965-66
 Friend, John.....1964-65, 65-66
 Fritch, William.....1979-80, 80-81, 81-82 (MGR)
 Fry, Bill.....1961-62
 Fry, Harry.....1930, 1932
 Fuehrer, Craig.....1963-64, 64-65, 65-66
 Gallagher, Joseph.....1949-50, 50-51, 51-52
 Garrett, Algin.....1971-72, 72-73, 73-74
 Gentile, Angelo.....1961-62
 Gilleland, Walter.....1933, 1934
 Gilliard, Martin.....1995-96, 96-97, 97-98, 98-99
 Glass, C. Edwin.....1940, 1941, 1942
 Glover, Antonio J.....2001-02, 03-04
 Golden, Kihlon N.....1992-93, 93-94, 94-95, 95-96
 Goodwin, Paul Mm.....1944
 Graddy, Mike.....1985-86
 Gravely, William.....1973-74, 74-75, 75-76
 Greenman, Allan.....1974-75, 75-76, 76-77
 Greenwood, Craig.....1966-67, 67-68, 68-69
 Greenwood, Dave.....1970-71, 71-72, 72-73
 Griffin, Don.....1974-75
 Griffin, John J.....2004-05, 05-06, 06-07, 07-08
 Guthrie, Brent R.....1993-94, 94-95

Haas, Frank.....1945-46, 46-47
 Haines, George J. Jr.....1941, 1942, 1943
 Halicki, Edward H.....1928
 Hall, William.....1972-73, 73-74
 Hamer, Sekou K.....1992-93, 93-94, 94-95, 95-96
 Hamre, Donald.....1943, 47-48
 Hardenbergh, Jordan T.....1999-00, 00-01, 01-02, 02-03
 Harley, Ellis.....1956-57, 57-58, 58-59
 Harrington, Matthew J.....1993-94
 Harris, Brian.....1973-74
 Harrison, Paul N.....1978-79, 79-80, 80-81
 Hathaway, Lorry.....1962-63, 63-64, 64-65
 Hauser, Tom.....1995-96, 96-97, 97-98, 98-99
 Headley, William.....1963-64
 Hebditch, E. Scott.....1974-75, 75-76
 Heddings, Merrill K. Jr.....1945
 Hegedus, Eric.....1982-83, 83-84, 84-85
 Heiden, Bo.....1985-86, 86-87, 87-88, 88-89
 Heiner, Karl.....1962-63, 63-64, 64-65
 Henry, Mark.....1943
 Hepburn, Michael.....1976-77, 77-78, 78-79, 79-80
 Hepler, T.R.....1931, 1932
 Heron, Ken.....1970-71, 71-72



CHARLES LEE



Herz, Norman 1964-65
 Hess, James 1948-49
 Hester, Don 1961-62, 62-63, 63-64
 Hinkle, W.C. 1932
 Hoeveler, William M. 1944, 1946, 1947
 Holden, Jon-Robert 1994-95, 95-96, 96-97, 97-98
 Hook, Patrick T. 1991-92, 92-93, 93-94, 94-95
 Hoying, Anthony 1947-48
 Hubbard, J.D. 1929

James, Owen 1933, 1934
 Janaskie, Mark 1982-83, 83-84, 84-85
 Janego, Jason W. 1991-92, 92-93, 93-94
 Jest, Roger 1945-46
 Johnson, Richard 1952-53, 53-54
 Johnson, Thomas 1962-63
 Joseph, Mike 1986-87, 87-88, 88-89, 89-90, 89-90
 Joy, Robert A. III 1989-90, 90-91



Kampert, Mark 2003-04 (MGR)
 Kanengiser, Sidney 1935
 Karavanic, Valter 1996-97, 97-98, 98-99, 99-00
 Kasnick, Michael 1959-60, 60-61
 Kavomire, Donald J. 1928, 1930
 Keegan, Robert C. 1942, 1943
 Kenzie, Allen 1954-55, 55-56
 Keranko, Matthew 1994-95, 95-96
 Kerr, Paul 1971-72, 72-73, 973-74
 King, Patrick C. 1989-90, 90-91, 91-92
 Kirkland, Frank 1970-71, 71-72, 72-73
 Klebanoff, Leonard 1976-77, 77-78, 78-79
 Klick, George H. 1938, 1939, 1940
 Klosterman, Bernard F. 1928, 1929
 Knuth, Thomas 1978-79, 79-80
 Kolanowski, Leon T. 1938
 Kostos, F.C. 1929, 1930
 Kozella, Lawrence 1963-64, 64-65, 65-66

Lalugba, Boakai 1999-00, 00-01, 01-02, 02-03
 Lambert, Kenneth 1970-71, 71-72, 72-73
 Lampus, Donald 1959-60, 60-61, 61-62
 Landis, Richard 1952-53
 Lane, William H. 1937, 1938, 1939
 Lavin, George 1948-49, 49-50, 50-51
 Lee, Charles G. 2003-04, 04-05, 05-06
 Lefkandinos, George 1944
 Leggett, Greg 1986-87, 87-88, 88-89, 89-90
 Leshinski, Steve 1987-88, 88-89, 89-90, 90-91
 Leslie, Albert V. 1977-78, 78-79, 79-80, 80-81
 Lezanic, Mark 1983-84, 84-85, 85-86
 Lieb, Mark 1984-85, 85-86, 86-87, 87-88 (MGR)
 Lindsey, Donald 1952-53

Linthicum, Joshua C. 2005-06, 06-07, 07-08
 Logan, J.P. 1931, 1932
 Longaker, Robert P. 1940
 Lose, John 1946-47, 47-48, 48-49
 Lyons, Robert 1975-76
 Lytle, Melvin R. 1934

Mack, Holland B. 2002-03, 03-04, 04-05, 05-06
 MacKenzie, N.D. 1932, 1933
 Maggio, Pat 1970-71
 Makuta, Steve 1970-71
 Malarkey, Charlie 1985-86
 Malone, Malik 1987-88, 89-90, 90-91
 Manly, Howard 1977-78, 79-80, 80-81
 Marble, Thomas 1968-69, 69-70
 Marter, Cyrus 1930, 1931
 Mastriani, Victor 1944
 Mastropaolo, Darren C. 2004-05, 05-06, 06-07, 07-08
 Matthews, John 1962-63, 63-64, 64-65
 Matthews, Mark 1991-92
 Matz, Peter 1958-59
 Mboya, Gordon O. 1993-94, 94-95, 95-96, 96-97
 McBride, John 1997-98
 McDaniel, Willard H. 1945
 McGinn, Richard 1945-46
 McGoldrick, J.L. 1931, 1933
 McGrath, Theodore 2005-06, 06-07, 07-08 (MGR)
 McGregor, Wes. 1980-81, 81-82
 McKenzie, Richard 1953-54
 McKernan, Robert 1968-69, 69-70
 McKibbin, Martin 1949-50, 50-51, 51-52
 McLean, Thomas 1973-74, 74-75
 McMonigle, Matthew 1964-65, 65-66, 66-67
 McNaughton, Christopher G. 2003-04, 2004-05, 05-06, 06-07
 McNichol, Thomas P. 1976-77, 77-78
 Medrano, George 2006-07, 07-08
 Meltzer, Jerome 1943
 Mills, D.S. 1931
 Mitchell, F.B. 1929
 Monahan, Raymond F. 1935, 1936, 1937
 Morrison, Andrew W. 2004-05, 05-06
 Mosny, John Jr. 1947-48, 48-49
 Moss, Ray 1980-81, 81-82, 82-83
 Moylan, Pat 1985-86, 86-87, 87-88
 Muckle, Brian 1996-97, 98-99, 99-00
 Muller, Thomas R. 1975-76, 76-77
 Mullin, Patrick 1990-91, 91-92, 92-93, 93-94, 94-95 (MGR)
 Murphy, John 1965-66, 66-67, 67-68
 Myers, Edward C. 1934

Namvou, Jack M. 2000-01, 01-02, 02-03, 03-04
 Netski, Edward A. 1945
 Niesz, Christopher P. 2001-02, 02-03, 03-04, 2004-05



Niness, W. Scott 1982-83, 83-84, 84-85 (MGR)
 Nolan, Robert J. 1939, 1940, 1941
 Novacek, Scott A. 1973-74
 Nyambi, Nyambi 97-98, 98-99, 99-00, 00-01

O'Brien, Steven 1976-77, 77-78, 78-79, 79-80
 O'Brien, Todd E.F. 2007-08
 Okorodudu, Ajoritsedebi 1977-78, 78-79, 79-80, 80-81
 Olkowski, Paul A. 1989-90, 90-91, 91-92, 92-93
 Oristaglio, Stephen 1973-74, 74-75, 75-76, 76-77
 Owen, Tim 1982-83, 83-84

Page, Michael C. 1978-79, 79-80, 80-81
 Parker, Barry 1952-53, 53-54
 Penrose, Sam 1960-61
 Perrine, Karli 2000-01, 01-02, 02-03, 03-04 (MGR)
 Pesut, Nicholas 1970-71, 71-72 (MGR)
 Petersen, Emily 1995-96, 96-97, 97-98, 98-99 (MGR)
 Peterson, William 1969-70, 70-71
 Peyton, Russell J. 1989-90, 90-91, 91-92, 92-93
 Pfaff, Rick 1986-87, 87-88, 88-89, 89-90
 Piltzer, Gerald 1977-78, 78-79, 79-80
 Poff, James 1951-52, 52-53, 53-54
 Polite, Eric II 1993-94, 94-95
 Pow, William 1974-75, 75-76, 76-77
 Proctor, D.B. 1932
 Puriefoy, Carson 1981-82, 82-83, 83-84
 Purnell, Gerald 1974-75, 75-76, 76-77

Quinn, Matthew J. 2000-01, 01-02, 02-03, 03-04

Ramage, Jake 1997-98, 98-99, 00-01
 Ramsey, John 1970-71
 Rappel, Frank 1953-54, 54-55
 Raynor, Arthur 1948-49
 Reash, Richard Harvey 1944
 Reash, Robert William 1944
 Reddy, Stephen 1973-74, 74-75
 Reichman, Ronald 1950-51, 51-52
 Repard, Tencia 2003-04, 04-05, 05-06, 06-07 (MGR)
 Reznichak, Joseph 1933, 1934
 Rhubright, Joseph S. 1934
 Riley, Chris 1968-69, 69-70, 70-71
 Rizzo, Michael 1980-81, 81-82
 Rodgers, Christopher J. 2001-02, 02-03
 Rodgers, John 1964-65, 65-66, 66-67
 Rodriguez, Ericka 1993-94, 94-95 (MGR)
 Roman, Larry 1959-60, 60-61
 Romberger, Matt 1981-82, 82-83, 83-84
 Ross, N.C. 1929, 1930, 1931

Sager, Harold L. 1936, 1937, 1938

Salankiewicz, Bob.....	1955-56, 56-57, 57-58
Sangimino, Mark.....	1982-83, 83-84
Santos, Peter N.....	1998-99, 00-01, 01-02
Schanley, Darwin.....	1954-55
Schaumburg, John.....	1949-50
Schloeder, Nicholas.....	1951-52
Schneider, Joseph E.....	1934
Schneider, Thomas.....	1966-67, 67-68, 68-69
Schoek, Vincent E.....	1978-79, 79-80, 80-81
Schoffel, Jessica.....	2000-01, 01-02, 02-03
Schrader, Steve.....	1983-84, 84-85, 85-86, 86-87
Secunda, David J.....	1942
Seek, Mike.....	1998-99, 99-00, 00-01
Seel, James Winston.....	1944, 45-46, 46-47
Seiler, Archie Peter.....	1928, 1929
Seneca, Chris.....	1984-85, 85-86, 86-87
Shazier, Darryl T.....	2007-08
Shehadi, David.....	1978-79, 79-80, 80-81
Sigl, Ed.....	1981-82, 82-83, 83-84
Sigl, Stephen M.....	1976-77, 77-78, 78-79, 79-80
Silberman, Norton.....	1943
Simpson, Christian L.....	1990-91, 91-92, 92-93, 93-94
Sitarsky, John P.....	1934, 1935
Skornik, Davorin.....	2000-01, 01-02, 02-03, 03-04
Skyrm, Terrance.....	1997-98
Slater, Benjamin B.....	2000-01, 01-02, 02-03
Slavitt, Ben.....	1954-55, 55-56
Sloan, Matthew B.....	1991-92, 92-93, 93-94
Smith, Calvin.....	1930
Smith, Robert E.....	1939
Smith, Steve.....	1953-54
Smith, Stuart.....	1936, 1937
Smith, W.N.....	1931, 1932, 1933

Smoker, Hal.....	1960-61
Snyder, Jonathan.....	1990-91, 1991-92
Snyder, Robert L.....	1940, 1941, 1942
Soller, James.....	1966-67, 67-68, 68-69
Steigerwald, Dave L.....	1992-93, 93-94, 94-95, 95-96
Steiner, Joseph.....	1959-60, 60-61, 61-62
Stettler, Samuel.....	1973-74, 74-75, 75-76
Strack, Walter.....	1973-74 (MGR)
Strassner, Donald.....	1949-50, 50-51, 51-52
Strella, William.....	1950-51
Strizzi, John.....	55-56, 56-57, 57-58
Summers, Robert L.....	1936, 1937, 1938
Swarner, Clair Norwin.....	1945, 47-48
Tanner, Martin.....	1954-55, 55-56, 56-57
Tate, Christopher.....	1986-87 (MGR)
Termine, Anne.....	1989-90, 90-91, 91-92, 92-93 (MGR)
Thomas, Harold.....	1972-73
Thomas, Henry Elmer.....	1928
Thomas, Robert D.....	2004-05, 05-06, 06-07, 07-08
Thompson, Thomas A.....	1957-58, 58-59, 59-60
Tormey, Grant.....	1985-86, 86-87, 87-88, 88-89, 89-90 (MGR)
Treiber, Mark.....	1995-96, 96-97
Tyree, Stephen A.....	2006-07, 07-08
Unger, Charles.....	1963-64, 1964-65
Vaughn, D.C.....	1932
Vegotsky, Jason S.....	2005-06, 06-07, 07-08
Viaer-McClymont, Tarik S.....	2002-03, 03-04, 04-05, 05-06
Villegas, Claudia.....	1993-94 (MGR)
Voorhees, Norman.....	1954-55, 55-56, 56-57
Vullo, Joseph.....	1979-80, 80-81

Wagner, Arthur.....	1951-52
Wagner, Richard.....	1968-69
Wain, Donald.....	1953-54
Walsh, Michael R.....	1989-90, 90-91, 92-93
Watson, John.....	1985-86, 86-87, 87-88, 88-89
Webb, Brad.....	1998-99
Webber, Jack.....	1949-50, 50-51, 51-52
Webber, Roland A.....	2000-01, 01-02, 02-03, 03-04
Welch, Thomas W. III.....	1993-94, 94-95, 95-96, 96-97
Wells, Preston.....	1994-95, 95-96
Wenk, Kevin B.....	1992-93, 93-94, 94-95, 95-96
Werner, Brian M.....	1999-00, 00-01, 01-02, 02-03
Werner, Jeff.....	1974-75, 75-76
Wetzel, Max.....	1995-96, 96-97, 97-98, 98-99
Wherry, James L.....	1967-68, 68-69, 69-70
Wieder, Homer.....	1955-56, 56-57, 57-58
Williams, E.L.....	1932, 1933
Williams, Robert H.....	1945, 46-47
Wilson, Edward E.....	1945-46, 46-47
Wilson, Eugene.....	1945-46, 46-47
Wilson, Richard.....	1972-73
Wodsworth, Wheeland B.....	1928, 1929, 1930
Woodcock, William.....	1947-48, 48-49
Woodring, Louie E.....	1928, 1930
Woollum, Robert.....	1986-87, 87-88, 88-89
Wright, Jerold.....	1980-81, 81-82, 82-83
Yetter, Tyler.....	2003-04 (MGR)
Zavorskas, Robert.....	1965-66
Zeldis, Becky.....	1997-98, 98-99, 99-00 (MGR)
Zimmerman, Chris.....	1999-00

BUCKNELL'S RETIRED JERSEYS

On Saturday, Feb. 25, 2006, former Bucknell basketball stars Hal Danzig and Al Leslie became the first two members of the men's program to have their jerseys retired. The ceremony took place at halftime of Bucknell's men's basketball game against Army. Danzig and Leslie are both members of the Bucknell Athletics Hall of Fame, and they are widely considered the program's best players of their respective eras and two of the greatest in the history of Bison basketball. Leslie's No. 22 jersey and Danzig's No. 44 uniform are now permanently hung on the wall of Sojka Pavilion's East Concourse.

#44 HAL DANZIG

Harold M. "Hal" Danzig of the Class of 1959 was one of the first true basketball superstars to play at Bucknell. A two-time All-East selection and an Honorable Mention All-American as a senior, Danzig was the starting center on three of Bucknell's all-time great teams, and he holds school rebounding records that many consider to be unbreakable.

When Danzig joined the Bucknell varsity squad in 1956-57, the Bison had won 16 games in a season only once in their history. They collected that exact number of wins in each of his three varsity seasons, amassing a 48-23 overall record.

Nicknamed "Moose," Danzig was the team's leading scorer all three years and totalled 1,163 career points. At the time, that was the second-highest point total in school history, only 20 off the record held then by Joe Gallagher. As a junior he compiled what was then a school-record 426 points.

But Danzig is best known today for his extraordinary rebounding totals. He hauled in 1,134 rebounds in three seasons. More than 45 years later, no Bison player has come within 148 rebounds of that impressive total. He increased his yearly rebounding average each season, from 15.0 to 16.1 to a whopping 16.8 rebounds per game. His career rebounding average of 15.97 per game is staggering.

Co-captain of the 1958-59 Bucknell team, Danzig was named to the ECAC All-East and Associated Press All-Pennsylvania teams for two consecutive years and was on the All-Middle Atlantic Conference University Division first team and Palestra All-Opponent second team as a senior.

The 6'6", 230-pounder received Honorable Mention United Press International (UPI) All-America Honors in 1959, and he was selected to participate in two senior all-star games.

Danzig was inducted into the Bucknell Athletics Hall of Fame as a member of its fifth class in 1983.

Danzig came to Bucknell from East High School in Rochester, New York. His son, Carl, later served as an assistant coach at Bucknell under both Charlie Woollum and Pat Flannery.



#22 AL LESLIE

Albert V. Leslie is widely considered Bucknell's greatest men's basketball player. A Baltimore native and graduate of the McDonogh School, Leslie was a prodigious scorer during his four years with the Orange & Blue, despite being lightly recruited out of high school as a 6'3" center. At Bucknell he played guard and some small forward, and he shattered school records for points in a game (45), season (564) and career (1,973), records that still stood in the history books at the time of his jersey retirement in 2006.

A 1981 Bucknell graduate, Leslie was selected by the Indiana Pacers in the second round of the NBA Draft and was the team's last cut before the start of the regular season.


He later played briefly for the Rochester Zeniths of the Continental Basketball Association. Leslie, who was the first Bison player to be taken in the NBA Draft, later returned to Bucknell as an assistant coach for two seasons.


Leslie led the Bison to school victory records in his sophomore (18-7) and junior (20-7) years, as well as two consecutive East Coast Conference Western Section titles. He was a three-time All-ECC selection, and in 1980 he was an all-district pick by the U.S. Basketball Writers' Association. A year later Leslie earned All-East plaudits, and he won the Kribbs Award as team MVP three straight years.

His season total of 564 points in 1979-80 shattered a school record that had stood since the 1960-61 season. His 20.9 scoring average was second-best in school history, and in January of his junior year Leslie poured in a record 45 points in a 105-89 victory over American University.

As a senior, Leslie tallied 537 points and had another 40-point game (41) against West Chester. He finished his career with an 18.1 scoring average, third-best in Bison annals. He started the final 105 games of his career and scored in double figures in all but 11 of them.

Called "the finest player ever to wear a Bucknell basketball uniform" by his head coach, Charlie Woollum, Leslie was inducted into the Bucknell Athletics Hall of Fame in 1986.





J.R. Holden '98 was a first-ballot Hall of Fame inductee in 2008.

The Bucknell Athletics Hall of Fame, established in 1979 to honor the very best in the history of Bucknell athletics, welcomed six new members this fall when the Class of 2008 was inducted during ceremonies on Homecoming Weekend (Oct. 25). This year's induction brings to 205 the number of outstanding student-athletes, coaches, administrators and friends of Bucknell whose contributions to Bison athletics are forever preserved in the Hall. Hall of Fame plaques are displayed on the second floor of Gerhard Fieldhouse.

Among the members of the 2008 Hall of Fame Class was the 45th member of the Bucknell basketball family to be inducted — J.R. Holden '98.

Holden has gained fame in recent years for his heroic exploits with CSKA Moscow and the Russian National Team, particularly after he hit the game-winning shot in the championship game of the 2007 European Championship, giving Russia a spot in the 2008 Olympics. But his Bucknell career was also noteworthy, as he transformed from a lightly recruited guard into a two-time First Team All-Patriot League selection. A two-time team MVP, Holden scored 1,327 career points, which ranked ninth in program history when he graduated. He is one of only three players in school history with 1,000 points and 300 assists. His best year came as a senior, when he led the team in 11 statistical categories, including scoring (18.2), assists (4.1) and steals (1.5), and he led the Patriot League in assists and ranked second in scoring that year.

Bill Courtney, a 2007 inductee, was one of the top scorers in program history. As a junior he set the school single-season scoring record with 619 points — a record that still stands — and he also led the team in assists that season. His 1,499 career points ranked fifth in school history at the time of his graduation and now ranks eighth. A First Team All-Patriot League selection in 1991 and 1992, Courtney's 14.6 points-per-game average ranks 10th in program history.

Patrick King, one of the more inspiring student-athletes to be enshrined in the Hall, was inducted in 2006. A walk-on to the Bison men's basketball squad, King made his way through the junior varsity ranks, eventually earned a starting forward position and as a senior was named Patriot League Player of the Year after averaging 20.3 points per game. An Academic All-America selection in 1992, King is the school and Patriot League-record holder for field-goal percentage in a season (.670 in 1990-91) and career (.638).

In 2005 Harvey Carter '73 and Mike Bright '93 were inducted. Carter was a three-year starter and two year captain of the Bison basketball team. He was a First Team All-Middle Atlantic Conference selection as a senior in 1972-73, when he led the team in scoring at 14.2 points per game under coach Jim Valvano. He logged 1,013 points and 783 rebounds in his career, making him one of only 13 players in school history to collect 1,000 points and 500 rebounds.

Bright was a top player on Bucknell's outstanding teams of the early 1990s. He was the Patriot League Player of the Year as a senior in 1993, when he led the Bison to a 23-6 record and the league's regular-season title. Outstanding in all phases of the game, Bright is Bucknell's No. 3 all-time scorer with 1,670 points, trailing only fellow Hall of Famers Al Leslie (1,973) and Bob Barry (1,809).

Mike Joseph, a member of the Class of 1990, was a 2003 Hall of Fame inductee. Joseph was a three-year starter and a member of two East Coast Conference championship squads that advanced to the NCAA Tournament. He was a two-time All-ECC selection and set nine Bucknell records, including the marks for career assists, free throws, free-throw percentage and 3-point percentage. Now Bucknell's No. 6 all-time scorer, Joseph's .884 career free-throw percentage ranks 14th in NCAA history.

Former basketball stars Ted Aceto and Mike Butts, both of the Bucknell Class of 1989 were members of the Hall of Fame Class of 2000.

Aceto lettered four times in basketball and three times in baseball (he missed his junior year with an injury). He scored 1,118 points in his career on the hardwood, and helped the Bison earn their only two trips ever to the NCAA Tournament in 1987 and 1989. On the diamond, he was a first team all-conference shortstop in 1989 when he led the league and ranked 12th in the nation with a .444 average. His .408 career batting average still stands as a Bucknell record. Following graduation, he played two years in the New York Mets system.

Butts was the leading scorer on both the 1987 and 1989 NCAA men's basketball teams for the Bison. He is one of just two players in Bucknell history with over 1,300 (1,355) points and 850 (860) rebounds in a career. He continues to hold game, season and career blocked shot records for the Orange and Blue, and was a two-time All-ECC First Team honoree. As a senior, he was honorable mention All-East and honorable mention All-America. In addition, he excelled in the classroom and was a two-time Academic All-America selection.

Bill Gravelly '77, a former track and field standout and basketball player, was inducted in 1998. Gravelly, who still holds indoor and outdoor triple jump records, played basketball for three seasons, averaging 5.8 points and 5.1 rebounds in his career.

In 1997, former Bison basketball players Ellis Harley '59 and Pete Fry '32 were inducted into the Hall. Harley starred in both basketball and baseball, and at the time of his graduation, ranked fifth in school history with 757 career points. He co-captained the Bison as a junior and senior, and played on three straight teams that won 16 games. Harley has been a Lewisburg resident for more than 30 years, served as Bucknell's associate vice president for finance until his recent retirement.

Fry, who died in April 1997, played four sports at Bucknell. He was a leading scorer on the hardwood for the Orange and Blue, a back and end with the football team, a star pitcher and outfielder with the baseball team, and a member of the track and field program.

Longtime Bucknell coach Charlie Woollum

was inducted into the Hall of Fame in 1995. Woollum coached from 1975-94 and had a 19-year record of 318-221. That victory total is higher than that of any other coach in any one sport in Bucknell's intercollegiate athletic history. Woollum recently retired after serving six seasons as head coach at William & Mary.

Alvin F. "Doggie" Julian is another member of the Hall of Fame. Julian is also a member of the National Basketball Hall of Fame. In addition to a distinguished career as an athlete at Bucknell, Julian was a highly successful coach at Muhlenberg, Holy Cross and Dartmouth, and his 1947 Holy Cross team, led by Bob Cousy and George Kaftan, won the NCAA title.

Other members of the Bucknell Hall of Fame include Mal Musser '18, who played and coached at Bucknell and is the only basketball coach other than Woollum and Pat Flannery to win more than 100 games with the Bison; George Haines '43, Joe Gallagher '52, Joe Steiner '62, Jim Wherry '70, Bob Barry '80 and Al Leslie '81, all of whom held the school scoring record when they graduated; Hal Danzig '59, the career rebounding leader; and John Anderson 1905, who scored 80 points in a single game.

Perhaps the most famous member of the Hall of Fame is Christy Mathewson, an outstanding athlete at Bucknell who is also a member of the Baseball Hall of Fame in Cooperstown, N.Y.

Following is a complete list of former Bucknell basketball players and coaches who have been inducted into the Bucknell Athletic Hall of Fame:

Hall-of-Famer	Year Inducted
Theodore P. Aceto '89	2000
John C. Anderson 1905	1983
Jaye Andrews '85	1991
Robert R. Barry '80	1989
Michael C.L. Bright '93	2005
Michael B. Butts '89	2000
Joseph J. Buzas '41	1981
Harvey D. Carter '73	2005
George W. Cockill '05	1984
William L. Courtney '92	2007
Harold M. Danzig '59	1983
Harry O. Dayhoff '23	1981
C. Edwin Farver '69	1981
John D. Filer '37	1986
Harry G. "Pete" Fry '32	1997
Joseph A. Gallagher '52	1981
William H. Gravelly '77	1998
George F. Haines '43	1980
Edward H. Halicki '29	1983
F. Ellis Harley '59	1997
Lawrence K. Hathaway '65	1993
J.R. Holden '98	2008
Owen W. James '34	1982
Michael R. Joseph '90	2003
Alvin F. Julian '23	1981
Robert C. Keegan '44	1982
George H. Kiick '40	1984
Patrick C. King '92	2006
William H. Lane '45	1979
Albert V. Leslie '81	1986
Christopher Mathewson Jr. '02	1979
Harry E. McCormick '04	1979
Martin P. McKibbin '52	1985
Thomas E. McLean '78	1983
Malcolm E. Musser '18	1979
Arthur B. Raynor '50	1984
Christopher M. Seneca '87	1992
John J. Sitarsky '36	1985
Stuart M. Smith '38	1980
Joseph B. Steiner '62	1986
Donald W. Strassner '52	1994
Thomas A. Thompson '60	1986
John S. Webber '52	1993
James L. Wherry '70	1987
Charles R. Woollum	1995



Bucknell is a unique national university where liberal arts and professional programs complement each other, where 3,400 full-time students are educated for a lifetime of critical thinking and strong leadership. For more than 160 years, the University has remained true to its fundamental purpose: to educate and prepare students for lives that make a difference and have a positive impact on the world.

In keeping with that purpose, the University has developed **The Plan for Bucknell**, which includes its collective vision — “To provide students with the premier undergraduate experience in American higher education.” Students helped shape this vision because of their confidence in the University.

The Plan comprises five strategies:

Strengthen the Academic Core aims to ensure that a Bucknell education is challenging and engaging, with openness to new ideas and a culture of innovation;

Deepen the Residential Learning Experience will provide a residential learning and living experience that complements the academic program, integrates the athletics and recreation program and promotes personal growth and development and civic and ethical responsibility;

Enhance Diversity is a commitment to diversity in all its forms within a civil and supportive environment of open exchange to prepare Bucknell graduates to live and work in a globally integrated and intercultural world;

Build Bridges will bring the world to Bucknell — through visiting scholars and sports teams, international students and alumni, guest speakers, international focus semesters, and electronic communications — and bring Bucknell to the world through strategic partnerships and community engagement activities as well as opportunities for off-campus study and faculty research;

Secure Our Financial Future will secure resources necessary to engage new opportunities, lessen dependence on tuition, and ensure our financial future.

The Plan for Bucknell was unanimously approved by the Board of Trustees on April 29, 2006, having previously been approved by the students and faculty. We have begun implementing it and are determined to make it a reality over the next decade. To read the complete version of **The Plan for Bucknell** or to request a published version, see www.bucknell.edu/ThePlanforBucknell

ATHLETICS MISSION STATEMENT

The Department of Athletics and Recreation strives to set the standard of excellence for intercollegiate and intramural programs in higher education, thereby advancing and drawing attention to the mission, core values, and educational goals of Bucknell University.

The Department believes that student-athletes' academic programs must be their first priority. It is therefore committed to maintaining Bucknell's high national ranking for student-athletes' graduation rates and for producing Academic All-Americans, and to continued leadership of the Patriot League in Academic Honor Roll nominations, based on grade-point averages. The coaches' and staff's paramount responsibility is maintaining academic priorities and supporting student-athletes' education, even while providing the rigorous and serious NCAA Division I athletic opportunities Bucknell student-athletes seek.

Further, the Department promotes the personal growth of student-athletes and the general student body by encouraging personal health, development, and balance among intellectual, social, civic, and physical pursuits; by celebrating challenge and com-



petition; and by preparing participants for service and leadership in the world. Coaches and staff direct a rich array of athletic programs and recreational opportunities aimed at increasing student engagement, as well as strengthening character, healthy living, teamwork, sportsmanship, and spirit. In creating shared experiences for students, faculty, and staff, as well as alumni, family, and friends, the Department's programs add substantially to Bucknell's sense of community and foster life-long relationships with Bucknell.

The Department embraces the University's decision to compete at the highest extramural

level, in Division I of the National Collegiate Athletic Association (NCAA). Division I membership is valuable not only because this level of competition maximally challenges student-athletes, but also because it signals clearly Bucknell's high standards and seriousness of purpose in all extracurricular endeavors and it helps position Bucknell apart from other National Liberal Arts Colleges. Likewise, the competitive success the Department seeks, measured in part by consistent contention for the Patriot League Presidents' Cup, reflects positively upon Bucknell's student-athletes and the University alike, and it brings distinction and national recognition to Bucknell.

A student-centered operation, the Department is committed to providing equitable opportunities to women and men, as well as members of minority and majority groups of all kinds. The Department subscribes to, and complies with, all principles and regulations of the Patriot League, the Eastern College Athletic Conference, and the NCAA.

The department is proud that so many of today's exemplary Bison scholar-athletes will be tomorrow's outstanding leaders.

KENNETH G. LANGONE ATHLETICS AND RECREATION CENTER

The Bucknell University Department of Athletics and Recreation prides itself on setting the standard of excellence when it comes to success both on the playing fields and in the classroom. With 14 Patriot League Presidents' Cups in 18 years, national leadership in graduation rates, 116 ESPN the Magazine Academic All-Americans in 37 years and 112 Patriot League Scholar-Athletes in 18 years, Bucknell is clearly at the head of the class in terms of upholding the scholar-athlete model.

The 2003 addition of the Kenneth G. Langone Athletics and Recreation Center, one of the finest collegiate athletics and recreation venues of its kind, ensures the continuation of that success.

The facility enhances each of Bucknell's 27 varsity programs and greatly expands the scope of its growing intramural and recreational sports offerings. A visually appealing structure located along Moore Avenue on the "downhill" side of campus, the Langone Athletics and Recreation Center was designed to reach out to all members of the campus community, including the student body, varsity student-athletes, faculty, staff and alumni.

Three primary venues lie within the facility: the Arthur D. Kinney Jr. Natatorium, the 4,000-seat Gary A. Sojka Pavilion and the Krebs Family Fitness Center. Other features include a new location for the Bucknell Athletics Hall of Fame, a display of Bucknell's Congressional Medal of Honor recipients, a sports medicine and athletic training suite, classrooms, modern offices for coaches and staff




and increased locker room space for varsity and recreational athletes.

The facility is named in honor of Ken Langone, a 1957 Bucknell graduate who, along with his wife Elaine, pledged \$11 million toward the center's construction. Langone was a member of the university Board of Trustees from 1980 to 1996.

One of the special qualities of the Langone Athletics and Recreation Center is the manner in which it supplements the pre-existing facilities. The new construction surrounds Gerhard Fieldhouse and historic Davis Gymnasium, which has been restored as a competition venue for the Bison volleyball and wrestling teams, as well as intramural, recreation and other varsity practice activities.

As Bucknell continues to strive toward its mission of setting the standard of excellence in college athletics, the Langone Athletics and Recreation Center is the centerpiece in an already impressive cache of athletics facilities that includes the 13,100-seat Christy Mathewson-Memorial Stadium and its FieldTurf and 8-lane track surface; the scenic Bucknell Golf Club; Depew Field, the



home of the Bison baseball team; and the spacious West Fields Complex, which encompasses Depew Field (baseball), Varsity Softball Field and the adjoining Graham Field (Astroturf for field hockey and women's lacrosse) and Varsity Soccer Field (natural grass) venues that now feature a brand new stadium/press box facility.

A closer look behind the walls of the Kenneth G. Langone Athletics and Recreation Center:

RAMER SCHAFFNER MEMORIAL HALL

Ramer Schaffner Memorial Hall greets guests as they enter the Langone Athletics and Recreation Center. The entry hall features the busts of 2nd Lt. George H. Ramer and 1st Lt. Dwite H. Schaffner, Bucknell's Congressional Medal of Honor recipients, and provides access to Gerhard Fieldhouse and the Krebs Family Fitness Center on the ground level. Guests may proceed to the second level to enter Davis Gym, administrative offices and the Hall of Fame, which celebrates Bucknell's Patriot League championships and other notable feats.

KREBS FITNESS CENTER

Promoting lifetime wellness, the Krebs Family Fitness Center contains state-of-the-art cardiovascular and strength conditioning equipment. The 16,000-square-foot center includes over 175 positions for equipment within three distinct areas. The first-level cardiovascular and pin-select equipment is open for student, faculty and staff use at all times. Directly above, the mezzanine also contains cardio equipment, with scenic views of the campus and natatorium.

The third area, the Berger Family Weight Room, sits on the former site of Freas-Rooke Pool, and is used for instructional free-weight training and varsity workouts.

KINNEY NATATORIUM

Kinney Natatorium features a 50-meter by 25-yard Olympic class pool, which accommodates four varsity programs — men's and women's swimming and diving and men's and women's water polo — while enhancing the recreational aquatics opportunities for the Bucknell community. The pool itself features two moveable bulkheads,

allowing for multiple team practices and recreational swimming to occur simultaneously.

Natatorium amenities include seating for 500 spectators, restrooms, separated varsity and visiting team locker rooms, a poolside classroom, sauna, steam room and concession stands.

Already Kinney Natatorium has played host to several major events, most notably the 2005 NCAA Men's Water Polo Championship. The facility has also served as host of the 2003, 2005 and 2007 Patriot League Swimming and Diving Championships, the 2004 Eastern Women's Water Polo Championship and an exhibition game against the U.S. women's water polo national team, drawing rave reviews at each. Beginning in the spring of 2005, the Pennsylvania state swimming championships moved to Kinney Natatorium.

The facility has proven to be quite a home pool advantage for Bucknell, which became the first institution in league history to capture both the men's and women's swimming and diving championships in the same season in 2003. A total of 20 meet records and 16 league marks fell that weekend.

SOJKA PAVILION

Sojka Pavilion provides the Bison men's and women's basketball programs with one of the finest arenas in the East. A "first-class" venue capable of seating 4,000 spectators for sporting and other campus events, the pavilion has walk-down access to all seats and unobstructed views of the playing surface or concert stage for all spectators. The seating bowl features approximately 1,500 fixed seats and 2,500 retractable seats, enabling an "expandable" open floor area with sufficient space for three basketball courts for recreational activities and varsity practices. The spacious upper-level concourse includes two concession areas, restrooms, handicapped seating and several suites that overlook the floor.

Behind the scenes, on the floor level, Sojka Pavilion provides a green room for performance acts and other functions, a catering kitchen for special events, ticket windows, locker room space for home and visiting teams and officials, and a loading dock capable of accommodating team buses and production trucks for televised events.

Almost two-dozen nationally televised basketball games have been aired from Sojka Pavilion, including the ESPN2 broadcast of the 2006 Patriot League championship game and an ESPN360 airing of the Bucknell-Villanova men's game that drew a school-record crowd of 4,433.



Whether it is the varsity student-athlete, the intramurals participant or the fitness buff looking for a nice workout, members of the Bucknell community benefit from a wide array of first class athletics facilities. The completion of the Kenneth Langone Athletics & Recreation Center in 2003 highlighted a facilities boom at Bucknell. Sojka Pavilion, Kinney Natatorium and the Krebs Family Fitness Center are the centerpiece of the sparkling new indoor facility, nicely complementing the renovated Davis Gym and Gerhard Fieldhouse, all of which lie under the same roof. Christy Mathewson-Memorial Stadium is the largest of the outdoor facilities, with 13,100 seats surrounding the FieldTurf playing surface and recently resurfaced 8-lane track. The West Fields complex also has a new look with the recent installation of Graham Field, featuring an AstroTurf surface for field hockey and women's lacrosse, and its neighboring Varsity Soccer Field, a two-year-old natural-grass facility constructed with a modern drainage system. Holmes Stadium, completed in 2007, is an impressive covered grandstand featuring all chair-back seating, along with the accompanying support facilities (locker rooms, athletic training room, press box, concession/merchandise stand, etc.) that service both fields. The next phase of the West Fields improvement project includes similar stadium venues for baseball and softball. Also located on the western end of campus are numerous grass fields for intramurals and recreation, as well as Bucknell's own highly regarded 18-hole golf course. The Bison rowing team has its own boathouse located about 10 miles south of campus, along the scenic Susquehanna River. That is the only athletics facility that is not located within a short walk from the center of campus. The quality and location of these venues makes Bucknell one of the most sports-friendly campuses in the nation.




SOJKA PAVILION
Home of Bison basketball



KINNEY NATATORIUM
Home of Bison swimming & diving and water polo



DAVIS GYM
Home of Bison volleyball and wrestling



GERHARD FIELDHOUSE
Home of Bison indoor track & field



CHRISTY MATHEWSON-MEMORIAL STADIUM
Home of Bison football, men's lacrosse and outdoor track & field



GRAHAM FIELD
Home of Bison field hockey and women's lacrosse



VARSITY SOCCER FIELD
Home of Bison soccer



FIELDHOUSE COURTS
Home of Bison tennis



BISON SOFTBALL FIELD
Home of Bison softball



BUCKNELL GOLF CLUB
Home of Bison golf



BISON RIVER COMPLEX
Home of Bison rowing



DEPEW FIELD
Home of Bison baseball

BUCKNELL'S 16TH PRESIDENT DR. BRIAN C. MITCHELL

Bucknell has long been known for its strong academic programs and broad opportunities for leadership and service. As president of the University, Brian C. Mitchell's vision is to build on that tradition of excellence by helping Bucknell fulfill its goal of providing the premier undergraduate experience in American higher education.

This is no small task, but President Mitchell's background indicates that he is well prepared. He is both a scholar and a leader in higher education.

A historian by trade, he received his Ph.D. from the University of Rochester. He is a specialist in 19th-century urban, ethnic, and labor history and the author of the critically acclaimed *Paddy Camps: The Irish of Lowell, 1821-1861*. He has been widely quoted in *The New York Times*, *The Christian Science Monitor*, *The Chicago Tribune*, *The Pittsburgh Post-Gazette*, *The Philadelphia Inquirer* and *The Chronicle of Higher Education*, among others.



Along with his passion for learning, President Mitchell brings significant professional experience to Bucknell, having most recently served as a college president and as president of the Association of Independent Colleges and Universities of Pennsylvania. In July 2007, he became chair of both the Patriot League Division I athletic conference and of the Association of Independent Colleges and Universities, and he will continue to serve on the boards of Geisinger Medical Center and Bucknell University. Through these volunteer activities, he is working to build bridges between Bucknell and other institutions of learning and research.

President Mitchell's dedication of time and energy to higher education is rivaled only by his dedication to his family, as his wife, Maryjane, and their two sons will attest.

BUCKNELL SENIOR ADMINISTRATIVE OFFICERS



MICK SMYER
Provost



KURT THIEDE
Vice President for Enrollment Management,
Dean of Admissions




SAMUEL LUNDQUIST
Vice President for Development and Alumni Relations



DAVID SURGALA
Vice President for Finance and Administration



PETE MACKEY
Vice President for Communications



WAYNE BROMFIELD
General Counsel



DAVID MYERS
Chief of Staff



JOHN P. HARDT DIRECTOR OF ATHLETICS & RECREATION

At the helm of a proud and flourishing Bison athletics program is director of athletics and recreation John Hardt, who is now in his ninth year at Bucknell and his 23rd year in athletics administration. Hardt administers a broad-based sports program with a proud and successful history.

Since his arrival, Hardt has orchestrated one of the nation's most assertive facilities overhauls, built and maintained relationships with major donors, restructured the athletics administration in order to help Bucknell stay ahead of the curve in the fast-paced world of Division I athletics and built upon Bucknell's long-standing tradition of scholar-athlete excellence.

Hardt is privileged to oversee a varsity athletics program that has long been at the head of the class in the Patriot League, both on the playing fields and in the classroom. From Presidents' Cups to Academic All-Americans to the nation's best graduation rate, Bison Athletics carries a proud heritage.

While building on Bucknell's athletic and academic excellence is paramount, Hardt has also incorporated progressive ideas in the area of external relations. Initiatives such as the *Bison Live!* radio program, a new graphics identity package, an informative and visually appealing athletics Web site and a revamped Bison Club all serve to bring Bison Athletics into the homes of its supporters.

Hardt reorganized the management structure of the department and implemented a sport management group, dividing the direct oversight of 27 men's and women's varsity programs among Hardt and four associate directors of athletics.

During his productive tenure at Bucknell, Hardt has overseen eight consecutive years of growth in Bison Club donations, and he has seen the program benefit from several major gifts. While the Kenneth G. Langone Athletics and Recreation Center is the crown jewel of a successful university fundraising campaign, other significant offerings include a \$7.6 million donation from William Graham — one of the largest in university history — which was directed toward women's athletics and the successful restoration of wrestling to varsity status. Graham Field, the new AstroTurf venue at the West Fields, was also a result of that gift.

Other major gifts have included the funding of the FieldTurf playing surface and new lighting in Christy Mathewson-Memorial Stadium, a new natural grass soccer pitch that opened in 2005, the brand new stadium/press box facility that now supports both Graham Field and Varsity Soccer Field, as well as endowments for football, track and field and swimming and diving.

While much has been achieved in the last eight years, Hardt's vision for Bison Athletics carries well into the future. Working with campus and department leadership, he has developed a long-range plan for Bucknell Athletics that meshes with President Brian Mitchell's strategic plan, entitled *The Plan for*



Bucknell. Hardt's plan focuses on future facilities upgrades, places an emphasis on diversity and gender equity, and promises the continued commitment to a student-centered athletics and recreation program that adheres to the student-athlete ideal.

Hardt, who received the Gen. Robert R. Neyland Outstanding Athletic Director Award in March 2008 the All-American Football Foundation's 91st Banquet of Champions, also remains very active in athletics governance at the national level. In 2006-07 he served as chair of the NCAA Football Championship Subdivision Committee, and this fall he will be joining the Division I Baseball Committee.

He began his tenure at Bucknell on February 15, 2000, after serving four years as associate director of athletics at Michigan State University. While there, Hardt supervised the sports medicine staff, strength and conditioning, equipment operations, computing and tech services and NCAA/Big Ten rules compliance. In addition, he handled legal and contractual issues for the department.

Prior to his tenure at MSU, Hardt spent five years at Syracuse University as director of athletic compliance and four years with the NCAA's national office as a compliance representative.

A native Iowan, Hardt is a 1984 honors graduate of the University of Iowa, and he was a member of the Hawkeyes' 1982 Rose Bowl football team. He later earned his law degree from Iowa and is a doctoral candidate in Iowa's College of Education.



THE HARDT FILE . . .

• PERSONAL

Birthdate: May 24, 1962

Wife: The former Carole Bourgeois of Arcachon, France

Married: September 19, 1987

Children: Noah (19), Elodie (16), and Madeleine (14)

• EDUCATION

Charles City Comm. H.S., Charles City, Iowa

Univ. of Iowa, B.A. in English, 1984

Univ. of Iowa, Juris Doctorate, 1988

Univ. of Iowa, Doctoral Candidate (education & admin./higher education)

• ATHLETIC

Charles City Community H.S.: Football

University of Iowa: Football

• PROFESSIONAL EXPERIENCE

Univ. of Iowa: Admin. Assistant, 1986-88

NCAA: Compliance Representative, 1988-92

Syracuse University: Director of Athletic Compliance, 1992-96

Michigan State Univ.: Associate Director of Athletics, 1996-99

• AFFILIATIONS & MEMBERSHIPS

Patriot League Administrative Committee (2000-pres.; Chair 2006-pres.)

Patriot League Executive Committee (2005-pres.)

ECAC Finance Committee (2001-06)

NCAA Division I Committee on Athletics Certification (2000-06)

NCAA Division I Football Issues Committee (2003-07)

Division I Football Championship Subdivision Committee (2003-07; Chair 2007)

NCAA Post-Graduate Scholarship Committee (2003-05); Walter Byers Scholarship Committee (1994-98; Chair 1998)

NCAA Division I Baseball Committee (2008-pres.)

Patriot League Football Liaison

National Association of Collegiate Directors of Athletics (NACDA)

Charter Member of National Association of Athletics Compliance Coordinators (NAACC)



TIM PAVLECHKO
SENIOR ASSOCIATE DIRECTOR OF
ATHLETICS

Tim Pavlechko, a 1991 Bucknell graduate, is in his ninth year as a member of the Bison athletics staff, and his seventh as Senior Associate Director of Athletics.

A former Bison student-athlete and graduate assistant coach, Pavlechko returned to Bucknell from the NCAA office in Indianapolis, where he spent three years as an assistant director of championships. At Bucknell Pavlechko serves as chief aide to the director of athletics in the management and leadership of the department.

Pavlechko supervises 12 sports, including men's basketball, at Bucknell. In addition, Pavlechko oversees the areas of facilities/game management, athletic training/sports medicine, strength and conditioning and equipment management. He has had primary oversight of Bucknell's recent athletics facilities boom, including the construction of the Kenneth G. Langone Athletics and Recreation Center and the multi-phase West Fields project.

In 2006-07, Pavlechko began serving on the NCAA Division I Men's Lacrosse Committee, and he is currently in the midst of a two-year stint as chair of the committee.

During his days at the NCAA office, Pavlechko was responsible for the administration and conduct of seven national championships, including Division I wrestling and men's lacrosse, which annually ranked among the top-five revenue producing championships within the association. He served as liaison to numerous coaches associations and sport governing bodies. In addition, Pavlechko handled corporate partner relations and was a group technology liaison with the championships division.

Prior to his work at the NCAA, Pavlechko spent five years working in the athletic department at UNLV. After spending the 1993-94 year as an internal affairs intern with the department, he became a game operations representative. In 1995 he was promoted to coordinator of game operations and athletic facilities, overseeing game operations for 15 sports while managing seven athletic facilities.

A native of Boalsburg, Pa., Pavlechko graduated from Bucknell with a bachelor of science degree in business administration, and he went on to earn a master of science degree in business administration from Bucknell in 1993. Pavlechko played center and guard on the Bison offensive line in 1989 and 1990, and he remained with the program as a graduate assistant for two years coaching the defensive ends and long snappers.

Pavlechko and his wife, Molly, reside in Lewisburg and are the parents of a 13-year-old daughter, Ella, and a seven-year-old daughter, Lauren.



AMANDA BACKUS
ASSOCIATE DIRECTOR OF ATHLETICS &
SENIOR WOMAN ADMINISTRATOR

Amanda Backus is in her eighth year as Associate Director of Athletics and Senior Woman Administrator at Bucknell.

Backus came to Bucknell from Quinnipiac University in Hamden, Conn., where she had served as the senior woman administrator and associate athletic director for compliance and student services since

July 1999. In that role, she provided leadership and guidance to 21 Division I sports programs, with an emphasis on 11 women's programs.

Backus also coordinated and implemented all NCAA, NEC, MAAC and institutional rules and procedures governing the conduct of Quinnipiac's intercollegiate athletic program. That process included the education of institutional faculty, staff, athletics interests and student-athletes regarding NCAA compliance.

At Bucknell, Backus serves as an important aide to the director of athletics and supervises 10 Bison sports, including women's basketball. She oversees Bucknell's unique Faculty Sideline Program and oversees all gender equity and minority opportunity issues. She is also a key campus liaison in the areas of financial aid and admissions, multicultural affairs, the Women's Resource Center, psychological services, LGBT and with the faculty and deans. In 2005-06 she was the department of athletics' liaison in Bucknell's successful NCAA re-certification process, and she serves as Bucknell's Title IX coordinator.

Backus recently completed service as chair of the NCAA Division I Field Hockey Committee, and in 2007-08 she chaired the Division I Women's Lacrosse Committee.

Prior to her tenure at Quinnipiac, Backus spent a year and a half at Cornell University where she served as a compliance and event management intern, then as the assistant compliance coordinator and event management supervisor.

Backus received her undergraduate degree from Franklin & Marshall in 1992, and she earned her master of science degree with a concentration in athletic administration from Springfield College.

Her husband, Jared, is a former member of the Bison football coaching staff who is now on the staff at Temple. The couple has a five-year-old son, Garrett, and a two-year-old daughter, Grace.



DR. MITCH CHERNIN
NCAA FACULTY REP.

In May 2003, Dr. Mitch Chernin, professor of biology, accepted an appointment to become Bucknell's NCAA Faculty Representative, replacing colleague Dr. Gary Sojka, who served in that capacity for two years.

Chernin, a member of the Bucknell faculty since 1985, is tasked with representing Bucknell and its faculty in relations with the NCAA and the Patriot League. In addition, he provides campus leadership on athletically-related issues and acts as a liaison with the University's governance system. Chernin has been a member of the university's Committee on Athletics since 2001 and recently oversaw its successful NCAA re-certification process.

A fundamental believer in Bucknell's commitment to the scholar-athlete model, Chernin firmly believes that a student's college education extends well beyond the confines of the classroom or laboratory. "It is the university's responsibility to provide opportunities for students to develop leadership, self-awareness, confidence and discipline," he said.

"It seems to me that many, if not all, of these qualities can be attained by participating in athletics at the highest level."

Chernin arrived at Bucknell in the fall of 1985 after a post-doctoral stint at Columbia University College of Physicians and Surgeons. He received his bachelor's degree in marine biology from the University of Massachusetts-Dartmouth in 1973, before going on to earn a master's degree in tropical marine biology from the University of Guam in 1979 and a Ph.D. in molecular biology from Clemson University in 1982.

Promoted to associate professor of biology in 1991 and to the Herbert L. Spencer Professorship in Biology in 1997, Chernin has taught courses in molecular biology, developmental biology, organismal biology, biochemical methods, introduction to molecules and cells, genetics, virology and general biology.

Formerly the biology department chair, Chernin has published and presented numerous papers on his research, earning an impressive list of grants along the way. A wrestler in high school, Chernin has served as a faculty sideline coach for the Bucknell football and field hockey teams, and he has been a strong advocate for the department's faculty sideline coaching program. In 1986 he organized a biology department tailgate at a Bison football game, and over the years the tailgate has grown immensely in popularity and is now a staple on Bison football Saturdays in Lewisburg.



TERRIE GRIEB
**ASSOCIATE DIRECTOR OF ATHLETICS,
 BUSINESS & TEAM SERVICES**

After 21 seasons and more than 300 victories as the head coach of the Bucknell softball program, Terrie Grieb turned her attention full-time to her administrative duties in the fall of 2000.

In her role as Associate Director of Athletics for Business and Team Services, Grieb is responsible for all accounting and

business services and the department's overall budget and finance. She oversees purchasing, ticket operations, team transportation and lodging, human resources and the department's clerical and secretarial staff. Grieb also serves as sport supervisor for volleyball and men's and women's golf and oversees the department's Student-Athlete Advisory Committee.

Grieb was a highly regarded head coach at Bucknell from 1978-2000. She began her tenure with the Bison as the head volleyball and softball coach and assistant women's basketball coach. Grieb holds the distinction of being the only woman in Bucknell history to coach three varsity sports in one season when she directed the softball, women's basketball and volleyball teams in 1980-81.

Excluding one sabbatical season, Grieb was the only coach Bucknell Softball had known. During her tenure, she was honored as conference coach of the year six times, collecting her final honor after the 1999 season. She garnered top mentor honors three times while a member of the Patriot League — a feat equaled by just one other league coach. Grieb compiled a 307-324-2 mark during her 21 years, including a Patriot League title in 1997. Grieb was also the first head coach of the Bucknell women's volleyball program, directing the squad from 1978 through the 1984 season. Over those seven years, the Bison compiled a 90-96-1 mark, capped by a 22-11 season in 1983.

After two seasons as the assistant women's basketball coach, Grieb directed the women's basketball team to a 7-12 mark in 1980-81. Following that season, she served as an assistant for the program until 1991.

Grieb began her administrative duties as assistant athletic director for business services in 1997, establishing her relationship with the University's finance, procurement and payroll offices. A native of Loganton, Pa., Grieb graduated from Lock Haven University in 1977 with a bachelor's degree in health, physical education and recreation. She was a standout basketball and softball player for the Eagles.



TODD NEWCOMB
**ASSOCIATE DIR. OF ATHLETICS,
 EXTERNAL AFFAIRS & BISON CLUB**

Todd Newcomb, a 1988 Bucknell graduate, is in his 10th year as a member of the Bucknell staff and his eighth as Associate Director of Athletics for External Affairs and Director of the Bison Club.

After two years as the department's director of athletic communications, Newcomb now focuses his efforts towards

this important position within the department. He is responsible for managing and directing the department's fundraising, development and alumni relations programs. He works closely with the Development and Alumni Relations staff and is responsible for coordinating annual, planned, capital and special gifts for the department of athletics and recreation. Under Newcomb's watch, the Bison Club topped the \$1 million mark in donations for the first time in 2003-04, then upped that total to more than \$1.25 million in 2004-05 and over \$1.5 million in each of the last three years.

In addition to his athletics development responsibilities, Newcomb supervises the Bison baseball and men's and women's water polo programs.

While the director of athletic communications, Newcomb served as the primary contact for the Bison football program and oversaw all publicity and media relations for the school's Division I athletics program.

Under his direction, recruiting brochures for all sports were redesigned and produced in an 8 1/2 x 11 format for the first time. The Bucknell

football and men's and women's basketball media guides were increased in content by over 20 percent.

Newcomb also oversaw the transition of the athletic department's Web site from an in-house operation to a partnership with the Official College Sports Network (now CBS College Sports Online). The site has received high praise from Bucknell coaches, student-athletes, alumni and fans.

Newcomb returned to Bucknell after working for 10 years in the Patriot League office. During the last six months of his stint in the conference office, he served as interim executive director of the Patriot League. Prior to the interim position, Newcomb was associate executive director of the Patriot League from July 1997 to January 1999, and was assistant executive director of the league from August 1989 until June 1997. In those two positions he was responsible for the promotion and publicity of the league, its activities and the accomplishments of its student-athletes.

Newcomb began his career as an athletic communications intern with Bucknell and the Patriot League in 1988-89. He is a member of the National Association of Athletic Development Directors, has been an active member of the College Sports Information Directors of America (CoSIDA) and served on the executive board of the Eastern College Athletic Conference Sports Information Directors Association (ECAC-SIDA) from 1994-2001, including a stint as president of ECAC-SIDA in 1999-2000.

A native of Port Jefferson, N.Y., Newcomb lives in Lewisburg with his wife, Karen, and their three children: Courtney (14), Drew (11) and Brett (7).



CALVIN SYMONS
**ASSOCIATE DIRECTOR OF ATHLETICS,
 NCAA COMPLIANCE SERVICES**

Calvin Symons, who had served as the director of the NCAA Initial-Eligibility Clearinghouse since 1993 and was the author of that organization's widespread database, was named associate athletics director for NCAA compliance services in November 2007.

Symons has been involved in amateur athletics for more than 20 years, including a stint with the United States Olympic Committee, and through his 14-year association with the NCAA Initial-Eligibility Clearinghouse, he gained expertise in the area of NCAA rules compliance.

At Bucknell, Symons directs the department of athletics' compliance and rules education program for coaches, student-athletes, departmental staff, boosters and university offices, as well as coordinate and monitor the certification of student-athletes' eligibility and financial aid.

Symons is credited with designing and implementing the original database for the NCAA Initial-Eligibility Clearinghouse, which processed more than 150,000 student-athletes each year. He oversaw the Clearinghouse operation grow from a staff of seven at its inception in 1993 to an operation of more than 100 employees. As Clearinghouse director, Symons gained a thorough understanding of the NCAA's structure, philosophy, programs and policies. He served in an advisory capacity to several NCAA committees and represented the Clearinghouse at national educational seminars and presentations to state and national high school groups and college associations across the country.

Symons, who has a bachelor of arts degree from the University of Pittsburgh and a pair of master's degrees in public administration and sports administration from Penn State University, worked with the U.S. Olympic Committee as a project manager and operations manager from 1985-89. He was responsible for planning and logistics for the U.S. Olympic Festival and was a member of the operations staff for the Pan American Games in 1987 and the Olympic Games in 1988.

Later, Symons worked with the State of Maryland, authoring a feasibility study and bid document for the state to host a U.S. Olympic Festival. He also consulted with the Carnegie-Mellon University athletics department and the Colorado Amateur Sports Corporation on athletic administration affairs.

Symons' initial work specific to NCAA rules compliance came with the Syracuse University athletics department, where he helped create an innovative adaptation of an NCAA Compliance Manual.

From 1978-84, Symons served as coordinator of programs in the department of student affairs at Penn State.



JON TERRY
ASSISTANT DIRECTOR OF ATHLETICS,
ATHLETIC COMMUNICATIONS

Jon Terry, a 1993 Bucknell graduate, is in his eighth year as Assistant Athletic Director for Athletic Communications.

In his capacity, Terry oversees all aspects of media relations, publication design and Web site development for Bucknell's 27-sport athletics program.

In 2000-01, Terry completed his sixth year as assistant director of media relations at the U.S. Military Academy, where he served as the primary media contact for the nationally ranked Army men's lacrosse team as well as the Army hockey team.

During his tenure at West Point, Terry also worked closely with the Black Knights' women's volleyball, wrestling, tennis and track and field programs, while serving as the media relations director for the Collegiate Sprint Football League. Also a contributing writer for the award-winning Army football game program, Terry has received numerous citations for both his writing and publication design at both Army and Bucknell, including a "Best in the Nation" award for his 2000 Army men's lacrosse guide and a district runner-up honor for his 2005-06 Bucknell men's basketball guide.

After graduating from Bucknell with a bachelor of arts degree in geology, Terry served as a sports information assistant at his alma mater from 1993-95. While a student at Bucknell, the Ellicott City, Md., native served as sports editor of *The Bucknellian* for two semesters and as a staff writer for three others.

At Bucknell and West Point, Terry has served in a media relations host capacity for a myriad of NCAA championship events, including the 1997 and 2001 men's lacrosse regional doubleheaders, the 2005 NCAA men's water polo championship, as well as gymnastics, swimming and golf regionals. He coordinated media operations for the Eastern Intercollegiate Wrestling Association Championships in 1999 and has overseen a host of conference championship events, including Patriot League men's basketball tournaments at Sojka Pavilion in 2005, 2006 and 2007.

Terry is a member of the College Sports Information Directors of America (CoSIDA) and ECAC-SIDA, and he is a four-year member of the CoSIDA Academic All-America Committee.

Terry and his wife, Carmen, a former athletic trainer at both West Point and Bucknell, reside in Lewisburg. The couple has a seven-year-old son, Dustin, and a five-year-old daughter, Emma.



MICHAEL McFARLAND
ASSISTANT DIRECTOR OF ATHLETICS,
FACILITIES AND EVENT OPERATIONS

Michael McFarland, a familiar face in Patriot League athletics circles, is in his fourth year as Assistant Athletic Director for Facilities and Event Operations at Bucknell. McFarland came to Bucknell from the Patriot League headquarters in Center Valley, Pa., where he had served as associate executive director since 2000.

In his role at Bucknell, McFarland serves as the day-to-day supervisor of athletic facilities and coordinator of all facility scheduling. He monitors marketing and promotional activities for all 27 Bison varsity sports and also handles scheduling, maintenance, preparation and event management issues for all activities. He is tasked with managing Bucknell's facilities for all athletic events, university functions and outside special events. In addition, McFarland acts as the liaison with the campus facilities division and other university offices, such as reservations and conference scheduling, admissions and public safety, and he oversees the official licensing of Bucknell athletics merchandise.

McFarland wore many hats as a veteran member of the Patriot League office. Chief among them was the operations oversight for each of the 23 league-sponsored championships, including the popular men's and women's basketball tournaments. McFarland also managed the conference's basketball television package, including the scheduling and production of games.

Responsible for the promotion and publicity of the Patriot League, McFarland oversaw the league's marketing and sponsorship strategy while supervising the league's media relations team. He also acted as the chief liaison with several Patriot League committees, including facilities and operations, sports information, sports medicine, marketing, ticketing and television.

Before joining the Patriot League staff, McFarland spent five and a half years at the National Soccer Coaches Association of America (NSCAA) in Mission, Kan., first as the communications director and later as the assistant executive director. He was responsible for the editing of the NSCAA's Soccer Journal, a coaching educational periodical, managing the scholastic and collegiate rankings programs, sponsorship fulfillment and the association's publications.

McFarland is a 1991 graduate of Lindenwood University in St. Charles, Mo., where he received a degree in corporate communication and was an all-conference soccer player. He received a master's degree in sport administration from Western Illinois University in 1994.

He also served as sports information director while at Western Illinois. In addition to his responsibilities of media coverage for the 18 varsity programs at WIU, he handled marketing, promotions and fundraising projects. Previously he worked in the sports information offices at Lindenwood and West Virginia Wesleyan College.

McFarland, who has remained active in the sport of soccer as a youth coach, resides in Lewisburg along with his wife, Cari, and daughters Raeley and Aydan.



JOE SANTORINE
COORDINATOR OF RECREATION
SERVICES

Joe Santorine, former director of programs for the Phoenixville (Pa.) Area YMCA, is now in his eighth year as Bucknell's Coordinator of Recreation Services.

With more than a decade of recreation services experience under his belt, Santorine is responsible for the administration and coordination of Bucknell's expanding recreation, intramural and club sports programs. In addition, he acts as the department's primary liaison with the university community regarding recreation services, and he works closely with the director of athletics in determining the university's recreational programming needs.

A 1983 graduate of Springfield (Mass.) College with a degree in commercial recreation, Santorine oversaw the daily physical programs at the Phoenixville YMCA's three program centers since May of 2000. Santorine also earned a master's of education from Springfield in 1985.

From 1998-2000, he served as director of intramurals and facilities at Cabrini College in Radnor, Pa. While at Cabrini Santorine was also an adjunct professor of sports science, teaching courses in facility management and sports management. For the previous six years he worked at Kettering University in Flint, Mich., as the assistant director of recreation services. He also served in the same capacity at Montclair State University from 1986-91. A member of the National Intramural Recreation Sports Association since 1985, Santorine has served on various national committees and has been a consultant to the New Jersey Sports and Exposition Authority at the Meadowlands Sports Complex.

Santorine is very active in civic volunteer projects, such as Relay for Life and Light the Night. He also volunteers as a downhill ski instructor for blind children.

Joe and his wife Marguerite, who is a program coordinator and study abroad advisor in Bucknell's Office of International Education, live in Winfield, Pa., with their two sons, Joseph (15) and Kyle (13).



Lewisburg mayor Judy Wagner is presented the 2008 Backcourt Club Award at the team's postseason banquet.

Bucknell has continued its long tradition of academic and athletic excellence in large part because of the Bison Club, which provides support for all of Bucknell's varsity intercollegiate athletics programs.

Membership in the Bison Club helps the Bucknell athletics programs defray expenses of recruiting, equipment purchases and team travel.

The Bison Club also sponsors the annual Senior Athletic Awards Banquet, one of the highlights of the athletic year at Bucknell. At the banquet, each qualified senior student-athlete is presented with a Bucknell ring or watch in

recognition of his or her achievements. Special awards honor the most outstanding student-athletes in the senior class.

In addition, the Bison Club sponsors the Bucknell Athletic Hall of Fame, which now includes 198 members and is located on the second floor of Bucknell's Gerhard Fieldhouse.

Todd Newcomb, Bucknell Class of 1988, is in his eighth year as the director of the Bison Club. He is the second full-time director of the organization since it was founded nearly 50 years ago, following Jim Campbell, who served in that capacity for 11 years before retiring in the summer of 2000. In addition to his duties as associate director of athletics for external affairs, Newcomb coordinates fundraising efforts for all 27 men's and women's varsity sports, alumni functions and special events.

Working closely with Newcomb and the director of annual giving to identify and solicit new annual donors to the Bison Club are two managers of athletics fundraising. Tom Harvey is in his fifth year in that position, and at press time, a search was underway to fill the second athletics fundraising position. In addition, former Bucknell Hall of Fame lacrosse coach Sid Jamieson served as a fundraising assistant for the past three years.

For more information on supporting the Bison Club, please call 570-577-1771.

THE BISON CLUB SUPPORTS:

- BASEBALL
- MEN'S BASKETBALL
- WOMEN'S BASKETBALL
- CHEERLEADING
- MEN'S CROSS COUNTRY
- WOMEN'S CROSS COUNTRY
- FIELD HOCKEY
- FOOTBALL
- MEN'S GOLF
- WOMEN'S GOLF
- MEN'S INDOOR TRACK AND FIELD
- WOMEN'S INDOOR TRACK AND FIELD
- MEN'S LACROSSE
- WOMEN'S LACROSSE
- WOMEN'S ROWING
- MEN'S OUTDOOR TRACK AND FIELD
- WOMEN'S OUTDOOR TRACK AND FIELD
- MEN'S SOCCER
- WOMEN'S SOCCER
- SOFTBALL
- MEN'S SWIMMING AND DIVING
- WOMEN'S SWIMMING AND DIVING
- MEN'S TENNIS
- WOMEN'S TENNIS
- WOMEN'S VOLLEYBALL
- MEN'S WATER POLO
- WOMEN'S WATER POLO
- WRESTLING
- ATHLETIC TRAINING
- ATHLETIC DEPARTMENT WEB SITE

BISON CLUB MEMBERSHIP BENEFITS

- Todd Newcomb, Assoc. AD/External Affairs
570-577-1771/tnewcomb@bucknell.edu
- Tom Harvey, Mgr. of Athletics Fundraising
570-577-3459/teharvey@bucknell.edu
- TBA, Mgr. of Athletics Fundraising
570-577-1912/TBA@bucknell.edu



Tax Deductable Donation

Bison Club Lapel Pin

Bison Club Decal

Bison Roundup Newsletter

Postgame Basketball Receptions, Football Tailgate

Football & Basketball Game Program Recognition

Football Parking Pass*

Basketball Parking Pass**

KLARC Fitness Membership Priority

Invitation to Senior Awards Banquet

On-Field Recognition/Thank You

Chella Scott Associates
\$5,000 to \$9,999

Mary Belle Harris Associates
\$2,500 to \$4,999

Christy Mathewson
Committee of One Thousand
\$1,000 to \$2,499

Orange and Blue Club
\$500 to \$999

Varsity Club
\$250 to \$499

Fan Club
\$100 to \$249



* must also be a season-ticket holder

** must also be a season-ticket holder and donate at the \$750 level or above

**Membership as of Oct. 5, 2008. For information on how to join the Backcourt Club, call (570) 577-1267.
Bucknell's staff and players would like to thank these individuals for their continued support of the Bison Family!**

Steven M. and Kimberly Allen
Douglas E. '88 and Melissa Allen
Mark D. Allsteadt '87
Ronald R. and Gayle Anderson
Jaye C. '85 and Andrea (Sears) '87 Andrews
Frank Arentowicz '69 and Sara R. Nichols
Roger S. '71 and Gail (Grunewald) '71
Arrowsmith
N. Edwin Asher '54
William K. Augst '61
Gary D. '75 and Catherine A. Bachman
Bryan J. Bailey '02
Donald R. Baines '80
Helen (Rhinesmith) '44 Baker
Daniel H. Baron '94
Robert R. '80 and Leslie (Adams) '83 Barry
H. William and Margaret M. Bauersfeld
John W. '57 and Barbara (Nagle) '59 Beatty
Steven J. '87 and Mary M. Beecy
James C. Beidleman '58
Seymour P. Berger '44
Kevin A. Bettencourt '06
Edward and Barbara Bettencourt
Keith Bierly
Kevin R. Blackwell '85
Daniel L. Blankenship '03
Darrell Boorman
Martin L. Bowers '53
Donald H. and Nancy M. Bowman
Paul W. and Carol Brann
Raymond R. Bures '80
George R. Burman '73
Robert S. '82 and Lizabeth (Roberts) '82 Burney
Charles S. '64 and Janet (Belko) '64 Bushnell
Dyrika T. Cameron '00
David J. '80 and Ethel J. Carney
Charles B. Carroll '68
James F. Carson '69
Mark P. Casey '90
Scott L. Chesky '94
Anne (McGee) '69 Chiccino
Roger S. Clark '78
Matthew D. Clark '93
William R. '57 and Cynthia (Orr) '60 Cline
Denise J. Cohen '83
Roger J. Conners '59
Stephen G. Connor '84
Richard A. '84 and Kristen (Brown) '86 Constable
F. Michael '57 and Nancy (Bothwell) '58 Corrigan
James F. and Judith M. Cotner
William L. Courtney '92
G. Michael '73 and Sharon (Douton) '71 Craig
John C. Cranston '68
Roger W. Higgins and Susan Crawford '69
Richard I. and Jean I. Crossland
Dennis J. '76 and Mary Lynn (Lemmer) '76
Damaschke
Paul P. M'93 and Renee Daniels
Harold M. Danzig '59
John H. Darnall '73
Thomas R. Davidson '72
Michael E. '77 and Sharon (Mahony) '79
Davidson
Michael S. Davis '64
Chester and Rebecca Davis
John T. Dawson '67

F. David Dembowski
Russell E. '64 and Cathy (Cobes) M'65 Dennis
Brian C. DeWitt '85
Kenneth A. Doak '71
Richard E. Donaldson
Randy and Diane Donkochik
James J. Donovan '73
Donald D. and Dorothy V. Douglas
William P. '81 and Jennifer Douglas
Robert S. Douglass '66
D. John '81 and Anne (Barry) '82 Dowers
Larry C. and Georgeann M. Eckstine M'93
Robert M. Edwards '76
David D. '56 and E. Patricia Ekedahl
Warren E. '48 and Nora (Givelli) '48 Elze
Robert A. Esernio '80
David B. '50 and Janet (McKain) '53 Fawcett
Michael K. Feigenbaum '62
Lee Felsburg
W. Keith Fenton '91
Charles E. and Jean L. Fisher
H. Jackson Flanagan '59
Ronald and Beth Flannery
Nancy E. Flannery
Patrick J. '80 and Patricia (Struble) '86 Flannery
Harold Fogle
Raymond E. Fornwald '45
John S. and Elizabeth (Kilbury) '59 Foster
Richard A. Frick '68
J. Craig Fuehrer '66
Joseph A. '52 and H. Janet Gallagher
Kevin A. and Karen Gardner
Algin B. Garrett '74
Norman E. '63 and Mary Lou (Roppel) '64 Garrity
Kingsley S. Gernon '55
George E. Giles '51
J. Ronald Giordano '63
Jason P. Glazer '92
John R. Gotaskie M'70
William H. Gravely '77
Allan S. Greenman '77
Marisa M. Griffin
David A. '50 and Sharon R. Grimm
Robert S. Gross
William R. and Joan L. Gruver
Steven Gutman '70
George F. Haines '43
Jordan T. Hardenbergh '03
Robert S. '59 and Christena C. Harder
F. Ellis '59 and Jane (Sutherland) '60 Harley
Michael C. Hepburn '80
Frederick W. Hertrich '68
Kevin P. High '82
Allen G. and Wanda Holtzer
John C. Hoover '82
Dennis M. and Elizabeth J. Hopple
Joan R. Horn
Eugene L. Hubka '47
David H. '80 and Elizabeth (Frederick) '80 Janda
William J. and Jessica H. Janego
Thomas H. Johnson '63
James W. Jones
Albert J. '64 and Maryann Kaminskas
Francis Kane
Michael A. '61 and Beatrice J. Kasnick
William P. Kauffman '76

Bette (Skow) '56 Kenzie
Robert J. King M'72
Patrick C. King '92
Timothy B. and Heidemarie King
Richard G. '59 and Paula (Sichel) '63 Kniffin
Thomas E. Knuth '80
Andrew Koplik
Donald L. Lampus '62
Robert A. and Thelma Latour
George J. Lavin '51
Ivor F. Lewis '72
Patrick M. Loftus '76
Stephen G. and Susan G. Lutz
Robert F. and Livia C. Lynch
Robert G. '77 and Nancy (Jones) '77 Lyons
Robert L. and Jo Anne K. Lyons
Malik L. Malone '91
Robert L. '67 and Geraldine R. Marks
Hugh L. Marshall '72
John D. '94 and Alicia (Kassaty) '95 Martine
Harry C. Mathias '84
John E. Matthews '65
Mark J. McCabe
Alexander McClinchie '64
Pauline A. McGee
Richard G. '68 and Miranda (White) '68 McGinnis
Brian P. '89 and Patricia (Beers) '89 McGlinchey
Robert W. Megargel '49
Ted and Diane Meixell
Jeffrey A. Miller '76
Ira S. Morse '57
Donald W. '61 and Marian R. Myers
Geoffrey P. '54 and Barbara (Folk) '56 Mynott
Miriam (Baker) '52 Naugle
William H. and Margaret A. Nelson
Christopher P. Niesz '05
Darryl L. '63 and Sigrid (Christensen) '64 Novak
Steven P. O'Brien '80
Thomas P. Olenginski
Brian D. and Patricia (Tarleton) '80 Oliver
Paul A. Olkowski '93
Kim R. '69 and Melinda R. Onsdorff
Stephen M. Oristaglio '77
Steven K. Palmer '78
James R. Pangburn '84
John Parenti
Barry T. Parker '54
John J. '78 and Valerie (Macklin) '80 Paro
Joseph M. Pastore '88
Mark M. Patkus '83
Robert H. '60 and Elaine Patzwall
Thomas T. Person
William R. Peterson '71
Richard W. Pfaff '90
Donald Pfeiffer
David M. Phillips '83
Gerald S. Piltzer '80
Samuel '56 and Susan Posner
Thomas B. Quirk '80 and Molly D. Butzer '80
Michael P. and Ann Ramage
Jeffrey S. and Deb Ranck
Stephen D. '76 and Susanna Reddy
Martha (Rice) '41 Reed
James C. Reeser M'75
Bruce W. Reisman '58
Stephen P. '74 and Janice Renock

Harold B. Richman '58
Christopher H. Riley '71
Bruce E. Ritter '80
John S. Rodgers '67
Larry A. Roman '61
Scott G. and Courtney Rosevear
Richard B. Roush '51
Mark J. Sangimino '84
Robert T. Schmidt '71
Vincent E. '81 and Teresa E. Schoeck
Franklin K. Schoeneman '76
Gary A. Scott '86
James W. Seel '47
Christopher M. Seneca '87
William H. and Hope R. Shaffer
Christopher T. Shaheen '84
Frederick S. '54 and Carol D. Shehadi
Penn P. '53 and Marilyn (Pieper) '59 Shelley
Graham C. and Ronda Showalter
Edward T. Sigl '84 and Mary Beth Gray '84
Stephen M. Sigl '80
Steven D. '78 and Robin M. Snyder
David C. Soback '98
Gary A. and Sandra Sojka
James E. '69 and Janet (Clark) '68 Soller
Walter R. Speck '58
J. Edgar Spielman '48
Robert C. Sprout '49
Charles F. and Joyce M. Stahl
Robert L. Stanton '40
Sara (Baumgardner) '52 Stanton
Lee and Judith Steigerwald
Samuel L. Stettler '76
Robert J. Stolz
Richard A. and Helen Struble
David M. and Catherine E. Sullivan
Timothy W. Sweeney
Barbara (Bauer) '56 Tanner
Thomas A. '60 and Robynn J. Thompson
James F. '80 and Dara Tomeo
T. Michael '83 and Amy (Pettibone) '83 Toole
Grant D. '89 and Beth C. Tormey
Mark R. Treiber '97
Kenneth A. '62 and Gail (Carson) '62 Twiford
Keith A. and Kathleen M. Vegotsky
Kiayaka D. Viera-McClymont
Ronald L. '68 and Margaret (James) '69 Villani
Fitz R. '46 and Mary Jane Walling
John S. Webber '52
Roland A. and Pamela D. Webber
Anna M. Weist
Kevin H. '04 and Jennie (Smith) '07 Welch
Thomas W. and Joanne K. Welch
Walter R. and Mary K. Wenk
Kevin B. Wenk '96
Homer W. '58 and Linda Wieder
David R. Wilkinson '56
Douglas C. '63 and Jane Williams
John A. and Lisa Willoughby
David G. and Joanne Wilson
David P. Wohlhueter
Allen and Mary E. Yearick
Jennifer Yuengling-Franquet '93
David M. Zelechowski
John F. '41 and Martha H. Zeller

WHERE TO CATCH THE BISON

ON THE RADIO

Bucknell's flagship radio station for every Bison basketball game, home and away, is Eagle 107 (WEGH-FM 107.3) in the Central Susquehanna Valley. Doug Birdsong brings you all the play-by-play action.

ON TELEVISION

Once again in 2008-09 the Bucknell men's basketball team will have a number of nationally and regionally televised contests.

The Bison will make two appearances on ESPU as part of the Patriot League television package. The Jan. 10 game at Navy and the Jan. 17 contest at home against Holy Cross will both air live on ESPNU.

Again in 2009, the Patriot League championship game will be televised on ESPN2. This year's title contest will be held at 4:30 p.m. on Friday, March 13.

Below is the 2009 Patriot League Television Package (games on ESPNU unless otherwise noted):

Jan. 10	Bucknell at Navy	5 p.m.
Jan. 17	Holy Cross at Bucknell	Noon
Jan. 24	American at Holy Cross	2 p.m.
Jan. 25	Navy at Army	Noon
Feb. 14	Colgate at American	1 p.m.
Feb. 22	Lafayette at Lehigh	Noon
Mar. 13	PL Championship Game (ESPN2)	4:45 p.m.

In addition, Bucknell has entered into a partnership with SPORTSFever Television Network to produce and distribute six additional men's and women's home games in 2008-09. Station clearances to be announced. The SPORTSFever package includes the following contests:

Dec. 20	Drexel at Bucknell	5 p.m.
Jan. 14	American at Bucknell (women)	7 p.m.
Jan. 24	Colgate at Bucknell	7 p.m.
Jan. 28	Lehigh at Bucknell (women)	7 p.m.
Feb. 7	Navy at Bucknell	7 p.m.
Feb. 11	American at Bucknell	7 p.m.

ON THE WEB

The Bison Sports Network audio feed of every Bucknell game, home and away, can be accessed free of charge on BucknellBison.com via SportsJuice.com, and every home game can be watched live on Bison Vision All-Access for a small charge. Bison Vision will also feature post-game press conferences and other interviews and highlights throughout the week.

The Patriot League All-Access package also returns in 2009. Every conference men's and women's game (except those airing on ESPNU) will feature live streaming video. Visit PatriotLeague.com for more information.

BISON VISION

Once again this winter the Bison Sports Network is the home for every minute of Bucknell Basketball action. Radio broadcasts of all 29 Bucknell regular season games, as well as the Patriot League Tournament and beyond, will be carried live on the Bison Sports Network.



DOUG BIRDSONG

In its fourth year as the network's flagship station this season is Eagle 107 (WEGH 107.3 FM). The pregame show begins 30 minutes prior to tipoff.

The broadcasts also have a worldwide audience over the internet, on the Bucknell athletics & recreation Web site — www.BucknellBison.com. Fans can listen to audio broadcasts over the Internet free of charge, and once again this season live streaming video of all home games and Patriot League road contests will also be available on Bison Vision for a small subscription fee.

Doug Birdsong is in his ninth season as the "Voice of the Bison." A 1987 Marshall University graduate who called play-by-play for college and high school athletics for 17 years before coming to Lewisburg, Birdsong was named Radio/TV Coordinator and Marketing Specialist at the University in July of 2000.

In addition to calling the action for the Bison men's basketball team, Birdsong is the play-by-play voice of the Bucknell football team, and he also broadcasts numerous events from nearly all of the university's varsity sports programs.

Birdsong has broadcast a number of NCAA Tournament contests during his tenure at Bucknell, and his call of the final seconds of the men's basketball team's 2005 upset of Kansas was repeated on a number of national outlets. He has also called NCAA action in women's basketball, baseball, men's lacrosse and men's and women's soccer.

When Birdsong arrived at Bucknell he became just the second full-time "Voice of the Bison," replacing Bob Behler, who held the position for more than 13 years before leaving to go to the University of Massachusetts.

Birdsong helped initiate and served as host of *Bison Live!*, an hourlong radio show that had a successful six-year run, originating from local restaurants throughout the school year. That program has been transformed into the current *Bison Now!*, a tri-annual event that highlights Bucknell's in-season coaches and student-athletes.

Birdsong came to Bucknell from AVC Communications in Cambridge, Ohio, where, as the Sports Director, he managed the



play-by-play crews on five radio stations for 11 years. He called play-by-play for Muskingum College football, men's and women's basketball, softball and volleyball, and also handled the same duties plus baseball for area high schools. Birdsong was also responsible for writing and producing 11 daily sportscasts focusing on the six area high schools and Muskingum College.

For his last five years at AVC, Birdsong coordinated advertising and posted an outstanding record, increasing sales by at least ten percent each year.

Prior to his experience at AVC, Birdsong worked at WTCR in Huntington, W.Va., after graduating from Marshall. While he was a student at Marshall, he worked for WMUL as its Sports Director and called football, basketball and baseball for the Thundering Herd. In addition, Birdsong produced and hosted a weekly one-hour sports talk show.

He has won numerous awards, including citations from the Pennsylvania Association of Broadcasters for "Best Local Sporting Event Coverage" two years in a row. Birdsong has also won four Outstanding Sports Operation for Play-by-Play citations from the Associated Press in Ohio, and two from the Associated Press in West Virginia. In 1999, he was chosen as the Eastern Ohio Interscholastic Athletic Administrators Association Media Person of the Year.

At press time, Birdsong's radio color analyst had yet to be determined.



OFFICE OF ATHLETIC COMMUNICATIONS



JON TERRY

Director of Athletic Communications

OFFICE: (570) 577-3121

HOME: (570) 522-0840

CELL: (570) 850-9603

E-MAIL: terry@bucknell.edu



TODD MERRIETT

Asst. Dir. of Athletic Communications

OFFICE: (570) 577-3488

E-MAIL: todd.merriett@bucknell.edu



BECKY HART

Asst. Dir. of Athletic Communications

OFFICE: (570) 577-1835

E-MAIL: becky.hart@bucknell.edu

MATT SAYLOR

Athletic Communications Intern

OFFICE: (570) 577-3068

E-MAIL: msaylor@bucknell.edu

**Office of Athletic Communications
Bucknell University
Lewisburg, PA 17837**

PHONE: (570) 577-1227

FAX: (570) 577-1660

WEB SITE: www.BucknellBison.com

COVERING THE BISON

The Bucknell University Office of Athletic Communications looks forward to working with members of the media during the 2008-09 basketball season. This guide has been published to assist media members in their coverage of Bison basketball. Additional information, including press releases, photographs, etc., is available upon request. To receive press notes and releases via e-mail throughout the season, please contact Jon Terry in the Office of Athletic Communications. If at any time during the season you have any questions regarding Bucknell's media policies, please do not hesitate to contact the Office of Athletic Communications.

CREDENTIALS

Media credentials are required for Bucknell home games and are issued to working members of the press only. Requests for credentials must be made in writing on company letterhead.

Season credentials will be granted to members of the media that cover Bucknell basketball on a regular basis. Requests for season credentials should arrive by November 7, 2008. Requests for single-game credentials should arrive no later than 24 hours prior to the game. All single-game credentials will be left at the media will call table in Sojka Pavilion.

All requests for credentials should be made to:

Office of Athletic Communications
Bucknell University
Lewisburg, PA 17837
Phone: (570) 577-1227
Fax: (570) 577-1660

MEDIA SERVICES

Working media at Sojka Pavilion will receive:

- Game program, pregame notes, media guides
- Complete halftime statistics ("live" stats available throughout the game on display monitors at press row)
- Complete final statistics
- Complete play-by-play
- Out of town scores

TELEPHONES

Telephones are available in the Sojka Pavilion media room, located just off the playing floor on the south side of the building, and may be used on a first-come-first-served basis. A fax machine is also available for use by members of the working media. Newspapers and radio stations desiring their own private lines to be installed on press row should contact the Office of Athletic Communications for further assistance.

VISITING RADIO

There are two courtside locations for electronic media in Sojka Pavilion, one of which is reserved for the Bison Sports Network. The remaining spot will be reserved for the "official" station of the visiting team, as designated by that institution's director of athletic communications. If there are more than two electronic media organizations broadcasting the game, then at least one broadcast crew may have to work from an auxiliary position, space permitting.

Permission to broadcast games is granted through the Bucknell Office of Athletic Communications, and arrangements for use of a phone line should be made at least one week prior to a game. Bucknell reserves the right to deny any access to organizations giving less than one week's notice of intent to broadcast.

Bucknell provides regular phone lines at a cost of \$100 per line. ALL long distance calls must be made using a credit card, or placed to a toll-free number.



KEEP UP WITH THE BISON AT THE NEW BUCKNELLBISON.COM

Bucknell's fun and informative Web site — BucknellBison.com — is the fastest and easiest way to locate up-to-the-minute information on all 27 Bison athletic programs, including men's basketball. Updated daily and available 24 hours a day, BucknellBison.com was completely redesigned over the summer and now has many new features. The site is designed to provide fans and media alike user-friendly access to Bison Athletics. Some of the many features of the basketball page include:

- Bison roster and schedule
- Latest press releases
- Game recaps and boxscores
- Player and coach bios
- Complete statistics
- Live radio broadcasts
- Live streaming video of all home games
- Midweek video interviews and highlights
- GameTracker coverage of all home games
- Game notes for each contest
- Feature stories
- Information on Sojka Pavilion
- Online ticket office
- Online donations to the Bison Club
- Photo Store
- Much, much more!



PHOTOGRAPHY POLICY

Photo credentials are issued only to accredited photographers on assignment. Per NCAA rules, photographers are not permitted behind the team bench areas.

PHOTO LIBRARY

The Bucknell Office of Athletic Communications maintains a digital photo library for its student-athletes, and head shots and action photos are available on request. For more information, contact Jon Terry at (570) 577-3121.

POSTGAME INTERVIEW AREA

Postgame interviews will take place in the Sojka Pavilion media room, located just off the court under the south grandstand.



POSTGAME INTERVIEW POLICY

Approximately 10 minutes after the teams have arrived in their locker rooms, following the NCAA-mandated "cooling-off period," the visiting team's press conference will be conducted, followed by Bucknell head coach Dave Paulsen and select Bison student-athletes. Requests for players will be taken by a member of the Athletic Communications staff at the final media timeout of the second half. Following the press conferences, additional players may be made available for interview upon request. The Bucknell locker room is closed to all members of the media.

BACKCOURT CLUB LUNCHEONS

On the first Thursday of each month during the season, head coach Dave Paulsen, members of his staff, and select players will attend the Backcourt Club Luncheon. The luncheon, which is held at the Lewisburg Hotel, is open to members of the media. If you wish to attend, please contact the Office of Athletic Communications for further details.

PATRIOT LEAGUE BASKETBALL SERVICE BUREAU

The Patriot League office, located in Center Valley, Pa., provides the media with a weekly basketball release complete with standings, players of the week and statistics. Matt Dougherty, director of media relations, can be reached at 610-289-1963, or log on to the league's official web site at www.patriotleague.com.

BISON ON THE ROAD

Trip 1: Bucknell at Maryland

Hotel: Sheraton Washington North (301-937-4422)
Night: Nov. 13
Travel: Bus

Trip 2: Bucknell at Saint Francis (Pa.)

Hotel: Ramada Inn Altoona (814-946-1631)
Night: Nov. 21
Travel: Bus

Trip 3: Bucknell at La Salle

Hotel: Loews Philadelphia (215-231-7223)
Night: Dec. 1
Travel: Bus

Trip 4: Bucknell at Wake Forest

Hotel: Marriott Winston-Salem (336-725-3500)
Night: Dec. 5
Travel: Bus

Trip 5: Bucknell at Richmond

Hotel: Courtyard Marriott Richmond West (804-282-1881)
Night: Dec. 21
Travel: Bus

Trip 6: Bucknell at Marist

Hotel: Courtyard Marriott Poughkeepsie (845-485-6336)
Night: Dec. 27
Travel: Air

Trip 7: Bucknell at Ohio

Hotel: Ohio U. Inn & Conf. Center (740-589-3704)
Night: Jan. 2
Travel: Bus

Trip 8: Bucknell at Cornell

Hotel: Holiday Inn Ithaca (607-272-1000)
Night: Jan. 5
Travel: Bus

Trip 9: Bucknell at Navy

Hotel: O'Callaghan Hotel (410-263-7700)
Night: Jan. 9
Travel: Bus

Trip 10: Bucknell at American

Hotel: Doubletree Bethesda (301-664-7309)
Night: Jan. 13
Travel: Bus

Trip 11: Bucknell at Lehigh

Hotel: Hotel Bethlehem (610-625-5000)
Night: Jan. 27
Travel: Bus

Trip 12: Bucknell at Army

Hotel: Hotel Thayer (845-446-4731)
Night: Jan. 30
Travel: Bus

Trip 13: Bucknell at Colgate

Hotel: Colgate Inn (315-824-2300)
Night: Feb. 4
Travel: Bus

Trip 14: Bucknell at Holy Cross

Hotel: Crowne Plaza (508-791-1600)
Night: Feb. 13
Travel: Bus

Trip 15: Bucknell at Lafayette (day trip)

WHERE TO STAY

- | | |
|--|--|
| • Country Cupboard
Rt. 15 North
Lewisburg, PA
570-524-5500 | • The Comfort Inn
I-80 & Rt. 15
New Columbia, PA
570-568-8000 |
| • Country Inn & Suites
Rt. 15 & Walter Drive
Lewisburg, PA
570-524-6600 | • Holiday Inn Express
I-80 & Rt. 15
New Columbia, PA
570-568-1100 |
| • Days Inn Lewisburg
Rt. 15 North
Lewisburg, PA
570-523-1171 | • Days Inn Danville
I-80 & Rt. 54
Danville, PA
570-275-5510 |
| • The Lewisburg Hotel
136 Market Street
Lewisburg, PA
570-523-7800 | • Hampton Inn
Rt. 15 & International Dr.
Lewisburg, PA
570-522-8500 |
| • Pineapple Inn (B&B)
439 Market St.
Lewisburg, PA
570-524-6200 | • Pine Barn Inn
1 Pine Barn Pl.
Danville, PA
800-627-2276 |

WHERE TO EAT

FAST FOOD

- KFC/Taco Bell
Rts. 11 & 15
Lewisburg, PA
570-524-2465
- McDonald's
Rt. 15
Lewisburg, PA
570-524-7022
- Wendy's
Rt. 15
Lewisburg, PA
570-524-7040
- Burger King
Rt. 15
Lewisburg, PA
570-524-4838
- Dunkin' Donuts
Rt. 15
Lewisburg, PA
570-524-7495
- House of Pizza
524 Market Street
Lewisburg, PA
570-523-9333
- Italian Terrace
316 Market Street
Lewisburg, PA
570-524-0069
- Vennari's Pizza
610 Market Street
Lewisburg, PA
570-524-0444

SIT DOWN SERVICE

- Applebees
300 International Dr.
Lewisburg, PA
570-522-6513
- BJ's Steak & Ribs
17 N. Market Street
Selinsgrove, PA
570-374-9841
- Bull Run Inn
Market & 6th Streets
Lewisburg, PA
570-524-2572
- Damon's Grill
Rt. 15 & Walter Dr.
Lewisburg, PA
570-523-3266
- Elizabeth's
412 Market Street
Lewisburg, PA
570-523-8088
- Temperance House
50 North 2nd St.
Lewisburg, PA
570-524-2558
- Towne Tavern
600 Market Street
Lewisburg, PA
570-524-0821
- Victoria House/Vic's Pub
Rt. 45
Lewisburg, PA
570-523-8090

**For more, visit the Susquehanna Valley
Visitors Bureau at
www.visitcentralpa.org**



GETTING TO BUCKNELL

Sojka Pavilion is located on Moore Avenue about 1/4 mile from the entrance to the Bucknell campus on U.S. Route 15, about seven miles south of Interstate 80. From New York City or Ohio, simply take I-80 to Route 15 South (Exit 210).

Turn left into campus at the 11th traffic light (first light after PA Rt. 45).

From additional locations:

From Philadelphia — Take the Northeast Extension of the Pennsylvania Turnpike (I-476) North to Interstate 80 (Exit 35), and follow the directions above.

From Baltimore — Take Interstate 83 North and pick up Route 15 North just south of Harrisburg. Follow Route 15 for approximately 60

miles. Approximately seven miles after passing through Selinsgrove you will crest a hill with a flashing traffic light warning signal, and the stadium will appear on your right. At the traffic light at the bottom of the hill turn right into campus.

From Pittsburgh — Take US Route 22 East to 220 North (I-99). Continue until reaching Interstate 80 East, and then take that to Route 15 South (Exit 210). At the 11th traffic light make a left into campus.

From Washington D.C. and South — Take I-495 to I-270 North and pick up Route 15 North near Frederick. Follow Route 15 all the way to Bucknell.

