



BUCKNELL WOMEN'S BASKETBALL

Patriot League Tournament Champion — 2002, 2008, 2017

NCAA Tournament — 2002, 2008, 20017

Patriot League Regular Season Champion — 1996, 2007, 2016 (co), 2017

WNIT — 2007, 2016, 2018

@Bucknell_Bison | @Bucknell_WBB | BucknellBison.com

BUCKNELL (14-4, 5-1 PL) at LOYOLA (2-15, 1-5 PL)

Game 19 • Wednesday, Jan. 23 • 6 p.m. • Reitz Arena (2,100)

2018-19 SCHEDULE

11/6	at Monmouth	W, 70-32
11/11	QUINNIPIAC	W, 75-58
11/15	at Drexel	L, 64-42
11/18	at #18 Syracuse	L, 70-56
11/23	vs. UMass^	W, 77-58
11/24	vs. Fairfield^	W, 77-54
11/25	at Brown^	W, 91-78
11/29	at St. Bonaventure	W, 77-46
12/2	IONA	W, 81-43
12/15	RIDER	W, 80-59
12/18	YOUNGSTOWN STATE	W, 73-68
12/29	at Iowa State	L, 86-61
1/3	AMERICAN*	W, 71-56
1/6	BOSTON UNIVERSITY	L, 70-62
1/9	at Army West Point*	W, 66-52
1/12	at Lafayette*	W, 56-47
1/16	LEHIGH*	W, 71-53
1/19	at Colgate*	W, 90-62
1/23	at Loyola (Md.)*	6 p.m.
1/26	HOLY CROSS*	2 p.m.
1/30	at Navy*	7 p.m.
2/2	at Boston University*	2 p.m.
2/9	LAFAYETTE*	2:30 p.m.
2/13	at Lehigh*	6 p.m.
2/16	COLGATE*	2 p.m.
2/20	LOYOLA*	6 p.m.
2/23	at Holy Cross*	1 p.m.
2/27	NAVY*	6 p.m.
3/2	at American*	2 p.m.
3/6	ARMY WEST POINT*	6 p.m.

Home games in **BOLD CAPS** at Sojka Pavilion

* Patriot League game

^ Brown University Turkey Tip-Off (Providence, R.I.)



ATHLETIC COMMUNICATIONS

Assistant Dir. of Athletic Communications:

Matt Jackson

Phone: 412-944-6715

E-Mail: mjj010@bucknell.edu

Fax: 570-577-1660



BUCKNELL BISON:

Record	14-4
Patriot League	5-1
2017-18	22-10 (15-3 PL)
Head Coach	Aaron Roussell
At Bucknell	137-70 (seventh)
Overall	298-120 (14th)
Location	Lewisburg, Pa.



LOYOLA (Md.) GREYHOUNDS:

Record	2-15
Patriot League	1-5
2017-18	9-21 (7-11 PL)
Head Coach	Joe Logan
At Loyola (Md.)	171-242 (14th)
Overall	171-242 (14th)
Location	Baltimore, Md.

GAME INFORMATION

Tip	6 p.m.	Series	Bucknell leads 15-7
Radio	90.5 WVBU	First Game	1/30/84 (Bucknell 59-58)
Webcast	Patriot League Network	Last Bucknell Win	2/14/18 (74-69)
Internet Audio	BucknellBison.com	Last Loyola Win	1/17/18 (68-65)
Live Stats	LoyolaGreyhounds.com	Current Streak	Bucknell, 1

BUCKNELL TENTATIVE STARTING LINEUP

Probable Starters:

No.	Name	Pos.	Cl.	Ht.	PPG	RPG	APG
2	Kyi English	G	Sr.	5-5	7.3	2.8	2.9
.....Third Team All-Patriot League (2018) ... 94 career starts ... 923 career points							
20	Kate Walker	G	Sr.	6-0	10.9	3.1	2.8
.....Preseason All-PL ... First Team All-PL (2018) ... 952 career points ... 51 assists to 37 turnovers							
25	Abby Kapp	G	So.	6-0	9.4	2.9	1.1
.....2018 Patriot League All-Rookie Team ... shooting 41% (43-104) from beyond the arc							
40	Ellie Mack	F	Jr.	6-3	11.4	6.8	2.2
.....Shooting 49 percent (76-155) from the field ... averaging 13.4 points and 7.0 rebounds in PL play							
50	Kaitlyn Slagus	F	Sr.	6-2	13.0	7.9	1.5
.....Preseason All-PL ... 2-time 2nd Team All-PL ... 1,280 career points ... 845 career rebounds							

The Reserves:

No.	Name	Pos.	Cl.	Ht.	PPG	RPG	Notes
3	Tessa Brugler	F	So.	6-1	1.8	1.9	43 career games played
4	Gia Hayes	G	Jr.	5-8	1.8	0.1	75 career games played
11	Taylor O'Brien	G	Fr.	5-9	4.9	1.2	Averaged 11.3 points past 3 games
12	Marly Walls	G	Fr.	5-8	3.9	2.2	1-time PL Rookie of the Week
13	Rachel Dumiak	G	Sr.	5-11	0.3	0.4	27 career starts
22	Maegan Mikkelsen	F	Sr.	6-4	0.4	0.8	75 career games played
23	Ally Johnson	G	So.	5-10	5.2	1.2	45% (21-47) on 3s this season
24	Autumn Ceppi	F	So.	6-1	3.5	2.5	Career-high 12 points last game

STAT COMPARISON

Offensive Breakdown	Bucknell	Loyola	Defensive Breakdown	Bucknell	Loyola
Scoring average	70.9	52.5	Scoring defense	58.7	65.9
FG%	.441	.318	FG% defense	.371	.449
3FG%	.365	.283	3FG% defense	.283	.341
FT%	.752	.664	FG/A per game allowed	21.3/57.3	24.2/53.8
FG/A per game	25.1/56.8	18.6/58.7	3FG/A per game allowed	4.9/17.5	6.1/17.9
3FG/A per game	7.9/21.8	5.7/20.2	FT/A per game allowed	11.2/15.8	11.5/17.6
FT/A per game	12.8/17.1	9.5/14.4	Reb. per game allowed	34.5	39.0
Rebounds per game	36.5	33.6	Rebound margin	+2.0	-5.4
Off. rebounds per game	10.1	11.6	Off. reb. allowed per game	11.3	10.1
Assists per game	14.9	10.5	Steals per game	8.9	8.8
Asst/FG ratio	0.59	0.56	Blocks per game	4.3	1.9
Turnovers per game	15.6	14.6	Forced turnovers per game	17.0	16.7
Asst/TO ratio	1.0	0.7	Fouls per game	19.3	18.5

Bucknell Leaders:

Scoring	Kaitlyn Slagus (13.0)
Rebounding.....	Kaitlyn Slagus (7.9)
Assists	Kyi English (2.9)
Blocks.....	Kaitlyn Slagus (1.3)
Steals.....	English, Kapp (1.6)
FG%	Kaitlyn Slagus (.595, 88-148)
3-pt. FG%.....	Ally Johnson (.447, 21-47)
FT%	Marly Walls (.806, 29-36)

Loyola (Md.) Leaders:

Scoring	Isabella Therien (12.9)
Rebounding.....	Stephanie Karcz (10.4)
Assists	Stephanie Karcz (3.1)
Blocks.....	Delaney Connolly (0.6)
Steals.....	Stephanie Karcz (4.1)
FG%	Stephanie Karcz (.400, 48-120)
3-pt. FG%.....	Delaney Connolly (.383, 23-60)
FT%	Bri Betz-White (.771, 54-70)

WHERE TO CATCH BISON BASKETBALL

On the Radio:

- Every game, home and away, on WVBU 90.5 FM, unless otherwise noted

On the Internet (Audio):

- Bison Sports Network radio broadcast free of charge via BucknellBison.com

On the Internet (Video):

- Every non-league home game and every Patriot League contest available free of charge on Bison Vision through the Patriot League Network (PatriotLeague.tv)
- Justin Antweil is the voice of the Bucknell women's basketball team and can be heard at every Bison game, home or away.

2018-19 BUCKNELL WOMEN'S BASKETBALL NUMERICAL ROSTER

No.	Name	Cl.	Pos.	Ht.	Hometown/High School
2	Kyi English	Sr.	G	5-5	East Orange, N.J./East Orange
3	Tessa Brugler	So.	F	6-1	Nazareth, Pa./Nazareth
4	Gia Hayes	Jr.	G	5-8	Maumelle, Ark./eStem High Public Charter School
11	Taylor O'Brien	Fr.	G	5-9	Lafayette Hill, Pa./Plymouth Whitemarsh
12	Marly Walls	Fr.	G	5-8	Bardstown, Ky./Nelson County
13	Rachel Dumiak	Sr.	G	5-11	Carlsbad, Calif./La Costa Canyon
20	Kate Walker	Sr.	G	6-0	Red Oak, Iowa/Red Oak Community
22	Maegan Mikkelsen	Sr.	F	6-4	Woodbridge, Va./Woodbridge
23	Ally Johnson	So.	G	5-10	Fort Michell, Ky./Beechwood
24	Autumn Ceppi	So.	F	6-1	Bedford, Mass./Dana Hall
25	Abby Kapp	So.	G	6-0	Barto, Pa./Boyertown
40	Ellie Mack	Jr.	G	6-3	Paoli, Pa./Conestoga
50	Kaitlyn Slagus	Sr.	F	6-2	Belle Vernon, Pa./Belle Vernon

PRONUNCIATION GUIDE

Tessa Brugler.....	Brewgler
Autumn Ceppi.....	SEP-ee
Rachel Dumiak	DOO-me-ack
Kyi English.....	Ky
Jeanine Radice.....	RAH-deese
Aaron Roussel	ruh-SELL
Kaitlyn Slagus.....	SLAY-gus

Head Coach: Aaron Roussel (Iowa '01), seventh season

Assistant Coaches: Jeanine Radice (Fordham '89), second season
Darren Guensch (Radford '05), first season
Brittany Pinkney (VCU '08), second season

Manager of Basketball Operations: Ryland Adkins (Maryland '16), second season

Athletic Trainer: Casey Gonzalez (Cal State Fullerton '09)

Strength & Conditioning Coach: Matt Baney

Video Coordinator: John Studer



BISON BY STATE



Arkansas
Hayes (1)



California
Dumiak (1)



Iowa
Walker (1)



Kentucky
Johnson, Walls (2)



Massachusetts
Ceppi (1)



New Jersey
English (1)



Pennsylvania
Brugler, Kapp,
Mack, O'Brien,
Slagus, (5)



Virginia
Mikkelsen (1)

2018-19 BUCKNELL WOMEN'S BASKETBALL



2
KYI ENGLISH
SR. - G - 5-5



3
TESSA BRUGLER
SO. - F - 6-1



4
GIA HAYES
JR. - G - 5-8



11
TAYLOR O'BRIEN
FR. - G - 5-9



12
MARLY WALLS
FR. - G - 5-8



13
RACHEL DUMIAK
SR. - G - 5-11



20
KATE WALKER
SR. - G - 6-0



22
MAEGAN MIKKELSEN
SR. - F - 6-4



23
ALLY JOHNSON
SO. - G - 5-10



24
AUTUMN CEPPI
SO. - F - 6-1



25
ABBY KAPP
SO. - G - 6-0



40
ELLIE MACK
JR. - G - 6-3



50
KAITLYN SLAGUS
SR. - F - 6-2



AARON ROUSSELL
HEAD COACH



JEANINE RADICE
ASSISTANT COACH



DARREN GUENSCH
ASSISTANT COACH



BRITTANY PINKNEY
ASSISTANT COACH



RYLAND ADKINS
MGR. BASKETBALL OPS.

STARTERS BY GAME

	Guard	Guard	Guard	Forward	Forward
at Monmouth	English	Walker	Kapp	Mack	Slagus
QUINNIPIAC	English	Walker	Kapp	Mack	Slagus
at Drexel	English	Walker	Kapp	Mack	Slagus
at Syracuse	English	Walker	Kapp	Mack	Slagus
vs. UMass	English	Walker	Kapp	Mack	Slagus
vs. Fairfield	English	Walker	Kapp	Mack	Slagus
at Brown	English	Walker	Kapp	Mack	Slagus
at St. Bona.	English	Walker	Kapp	Mack	Slagus
IONA	English	Walker	Kapp	Mack	Slagus
RIDER	English	Walker	Kapp	Mack	Slagus
YSU	English	Walker	Kapp	Mack	Slagus
at Iowa State	English	Walker	Kapp	Mack	Slagus
AMERICAN	English	Walker	Kapp	Mack	Slagus
BOSTON U.	English	Walker	Kapp	Mack	Slagus
at Army	English	Walker	Kapp	Mack	Slagus
at Lafayette	English	Walker	Kapp	Ceppi	Slagus
LEHIGH	English	Walker	Kapp	Mack	Slagus
at Colgate	English	Walker	Kapp	Mack	Slagus
at Loyola					
HOLY CROSS					
at Navy					
at Boston U.					
LAFAYETTE					
at Lehigh					
COLGATE					
LOYOLA					
at Holy Cross					
NAVY					
at American					
ARMY					

WIN/LOSSES BY LINEUP

English, Walker, Kapp, Mack, Slagus..... 13-4 (.765)
at Monmouth (W), QUINNIPIAC (W), at Drexel (L), at #18 Syracuse (L), vs. UMass (W), vs. Fairfield (W), at Brown (W), at St. Bonaventure (W), IONA (W), RIDER (W), YOUNGSTOWN STATE (W), at Iowa State (L), AMERICAN (W), BOSTON U. (L), at Army West Point (W), LEHIGH (W)

English, Walker, Kapp, Ceppi, Slagus..... 1-0 (1.000)
at Lafayette (W)

LAST TIME OUT

- Six Bucknell players scored in double-digits, led by **Ellie Mack** with 19 points, as the Bison cruised to a 90-62 win at Colgate on Saturday.
- Joining **Mack** in double-figures were **Abby Kapp** (13), **Kaitlyn Slagus** (12), **Ally Johnson** (12), **Autumn Ceppi** (12), and **Taylor O'Brien** (10). The 12 points were a career-high for **Ceppi**.
- **Mack** and **Slagus** finished with nine rebounds apiece, while **Kate Walker** and **Kyi English** each had five assists.
- The Bison shot 11-for-25 from beyond the arc. **Johnson** hit all four of her attempts, while **Kapp** was 3-for-7.
- Bucknell out-rebounded Colgate 46-30.

CAREER HIGHS SET LAST GAME

Autumn Ceppi — points (12), free throws made (8), free throw attempts (11)
Ally Johnson — 3FG made (4)

WITH A WIN OVER LOYOLA (MD.), BUCKNELL WOULD...

- improve to 15-4 overall and 6-1 in the Patriot League.
- improve to 16-7 in the all-time series with the Greyhounds.
- improve to 11-2 against the Greyhounds during the Roussell era.
- improve to 7-2 against the Greyhounds with the current senior class.
- improve to 229-176 all-time in Patriot League play.
- improve to 54-7 in Patriot League play over the last four seasons.
- improve to 7-3 in true road games this season.

ABOUT LOYOLA (MD.)

- Loyola (Md.) is 2-15 overall and 1-5 in the Patriot League following a 62-50 win over Lafayette. The Greyhounds have league losses to Navy (58-46), Army West Point (69-57), Boston U. (64-62 OT), Holy Cross (78-60), and American (82-38).
- The Greyhounds' non-conference win came over Monmouth (75-67).
- Loyola (Md.) was picked third in the Patriot League Preseason Poll.
- The Greyhounds have the returning Defensive Player of the Year/First Team All-Patriot League selection Stephanie Karcz, former First Team All-Patriot League selection, Bri Betz-White, and returning Patriot League Rookie of the Year Isabella Therien.

SERIES HISTORY WITH LOYOLA (MD.)

- Bucknell and Loyola will meet for the 23rd time. The Bison hold a 15-7 lead in the all-time series, including wins in four of the past five meetings.
- The Bison are 10-2 against the Greyhounds under head coach Aaron Roussell and 6-2 with the current senior class.
- **Kaitlyn Slagus** has averaged 10.6 points, 8.5 rebounds, 1.8 blocks, and 1.3 steals in eight career games against the Greyhounds.

Series History Against Loyola (Md.) During Roussell Era

Date	Location	Result	Bucknell Leading Scorer
1/22/14	Baltimore, Md.	W, 67-60	Audrey Dotson, 28
2/19/14	Lewisburg, Pa.	W, 70-49	Shelby Romine, 21
1/21/15	Lewisburg, Pa.	W, 66-49	Dotson, O'Bryan 13
2/18/15	Baltimore, Md.	W, 72-61	Jacquie Klotz, 26
1/20/16	Lewisburg, Pa.	W, 71-64	Jacquie Klotz, 22
2/17/16	Baltimore, Md.	W, 64-42	Jacquie Klotz, 17
*3/11/16	West Point, N.Y.	L, 65-53	Claire DeBoer, 15
1/18/17	Baltimore, Md.	W, 72-66	Claire DeBoer, 17
2/15/17	Lewisburg, Pa.	W, 57-39	Claire DeBoer, 25
*3/6/17	Lewisburg, Pa.	W, 75-72	Sune Swart, 20
1/17/18	Lewisburg, Pa.	L, 68-65	Kate Walker, 19
2/14/18	Baltimore, Md.	W, 74-69	Kaitlyn Slagus, 22
*Patriot League Tournament			

WHERE DO THEY RANK?

- **Bucknell** is ranked 13th in the latest edition of the CollegeInsider.com Women's Mid-Major Top 25. The Bison are ranked 52nd in the most recent RPI.
- **Loyola (Md.)** is 306th in the RPI.

70 IS THE MAGIC NUMBER

- Bucknell is nearly unbeatable when reaching 70 points in a game. The Bison are 72-2 during the Roussell era when scoring at least 70 points.
- The only two losses came to Navy in double overtime in 2014 and Michigan in 2016.
- Bucknell has scored 70-plus points in 12 of its wins this season.

PATRIOT LEAGUE**2018-19 PATRIOT LEAGUE STANDINGS**

	League		Overall	
	W-L	Pct.	W-L	Pct.
Bucknell	5-1	.833	14-4	.778
American	5-1	.833	9-8	.529
Boston U.	4-2	.667	8-8	.500
Lehigh	3-3	.500	11-6	.647
Navy	3-3	.500	8-8	.500
Army	3-3	.500	8-9	.471
Colgate	3-3	.500	7-9	.438
Holy Cross	2-4	.333	10-7	.588
Lafayette	1-5	.167	6-11	.353
Loyola	1-5	.167	2-15	.118

RECENT RESULTS**Sunday, Jan. 20**

Loyola (Md.) 62, Lafayette 50

Saturday, Jan. 19

Army West Point 55, Navy 52

Bucknell 90, Colgate 62

Holy Cross 75, Boston University 69

American 61, Lehigh 53

UPCOMING SCHEDULE**Wednesday, Jan. 23**

Navy at Lafayette, 11 a.m.

Colgate at Lehigh, 6 p.m.

Army West Point at Holy Cross, 6 p.m.

Bucknell at Loyola (Md.), 6 p.m.

American at Boston University, 7 p.m.

Saturday, Jan. 26

Lafayette at American, 12 p.m.

Lehigh at Army West Point, 1 p.m.

Holy Cross at Bucknell, 2 p.m.

Loyola (Md.) at Colgate, 2 p.m.

Boston University at Navy, 4 p.m.

Wednesday, Jan. 30

Boston University at Lafayette, 6 p.m.

Loyola (Md.) at Lehigh, 6 p.m.

Colgate at Army West Point, 7 p.m.

Holy Cross at American, 7 p.m.

Bucknell at Navy, 7 p.m.

Saturday, Feb. 2

Lafayette at Holy Cross, 1 p.m.

Bucknell at Boston University, 2 p.m.

Army West Point at Loyola (Md.), 2 p.m.

Navy at Lehigh, 2 p.m.

American at Colgate, 4 p.m.

Saturday, Feb. 9

American at Army West Point, 1 p.m.

Boston University at Lehigh, 2 p.m.

Lafayette at Bucknell, 2:30 p.m.

Holy Cross at Loyola (Md.), 4 p.m.

Colgate at Navy, 4 p.m.

Wednesday, Feb. 13

Navy at Holy Cross, 5 p.m.

American at Loyola (Md.), 6 p.m.

Bucknell at Lehigh, 6 p.m.

Boston University at Colgate, 7 p.m.

Army West Point at Lafayette, 7 p.m.

STREAKS OF NOTE

Kyi English — 71 consecutive starts

Ally Johnson — 5 straight 3-pointers made

Ellie Mack — 7 straight games with a 3-pointer

Kaitlyn Slagus — 88 consecutive starts, 5 straight games with double-digit points

Kate Walker — 50 consecutive starts, 28 straight games with an assist

SLAGUS HAS CHANCE TO MAKE PROGRAM HISTORY

• Senior **Kaitlyn Slagus** has a chance to become the first player in program history to reach both the 1,000-point and 1,000-rebound milestones.

• She already ranks 13th in program history with 1,280 career points and ranks seventh with 845 rebounds.

CONSISTENT SUCCESS

• Over the last four seasons, Bucknell leads the Patriot League in both overall record (88-28) and league record (53-7).

• Army West Point is second in both overall record (76-35) and league record (41-19) during that stretch, while Navy is third at 72-41 overall and 40-21 in the conference.

HISTORY AGAINST THE PATRIOT LEAGUE

• Bucknell is 272-235 against current members of the Patriot League.

• The Bison are 228-175 in Patriot League play.

• Bucknell has a winning record against six teams in the conference -- Army West Point, Boston University, Colgate, Lafayette, Loyola, and Navy.

• The Bison have won three Patriot League titles and have played in the title game four times.

Bucknell History Against the Patriot League (Including PL Tournament)

Opponent	Record	Last Played	Result	Streak
American	19-25	1/3/19	W, 71-56	Won, 2
Army West Point	38-25	1/9/19	W, 66-52	Won, 5
Boston University	9-12	1/6/19	L, 70-62	Lost, 1
Colgate	47-22	1/19/19	W, 90-62	Won, 6
Holy Cross	22-44	3/5/18	W, 67-53	Won, 3
Lafayette	44-38	1/12/19	W, 56-47	Won, 9
Lehigh	41-43	1/16/19	W, 71-53	Won, 2
Loyola	15-7	2/14/18	W, 74-69	Won, 1
Navy	37-29	3/8/18	L, 68-62	Lost, 1

Roussell Against the Patriot League (Including PL Tournament)

Opponent	Record	Opponent	Record
Lafayette	11-2	Boston U.	9-2
Colgate	11-2	Holy Cross	9-5
Loyola	10-2	American	8-8
Lehigh	10-3	Army	7-6
Navy	10-6	Total: 85-36 (.702)	

TWO BUCKNELL PLAYERS RECEIVE PATRIOT LEAGUE PRESEASON HONORS

• Seniors Kaitlyn Slagus and Kate Walker were voted as two of the top five players in the conference as they were named to the Preseason All-Patriot League Team.

• Slagus made the Preseason All-Patriot League Team for the second straight year.

Preseason All-Patriot League

Lauren Manis, Holy Cross (Preseason Player of the Year)

Kaitlyn Slagus, Bucknell

Kate Walker, Bucknell

Cecily Carl, American

Stephanie Karcz, Loyola

DOMINATING THE BOARDS

• Bucknell has won the rebounding battle in 121 of its past 145 games.

• The Bison led the Patriot League in rebounding margin in each of the past four seasons and in five of the first six seasons with Aaron Roussell as head coach.

BUCKNELL'S SCHOOL-RECORD WIN STREAKS

• Bucknell had a 12-game winning streak in each of the past two seasons, breaking the school record for consecutive wins during the 2016-17 season and matching it during the 2017-18 season.

• The Bison also had a double-digit winning streak in 2015-16 with 10 straight victories.

CAREER DOUBLE-DOUBLES

Kaitlyn Slagus (29)

at Lafayette (16-11), 3/2/16
at Binghamton (17-16), 11/11/16
NJIT (22-10), 11/16/16
at Elon (20-11), 11/22/16
at Akron (13-11), 11/30/16
vs. Cleveland State (17-14), 12/18/16
vs. Manhattan (16-13), 12/20/16
vs. Navy (17-10), 12/30/16
vs. American (13-11), 1/5/17
at Loyola (14-11), 1/18/17
vs. Army West Point (22-13), 1/28/17
vs. Loyola (13-13), 2/15/17
at Lafayette (19-13), 2/22/17
at Rider (14-11), 11/10/17
vs. Akron (20-15), 11/12/17
vs. Iona (19-12), 12/3/17
at Boston University (12-10), 1/2/18
vs. Army West Point (16-10), 1/5/18
vs. Lehigh (12-10), 2/7/18
at Loyola (22-12), 2/14/18
vs. Holy Cross (18-10), 2/17/18
at Navy (12-13), 2/21/18
vs. American (12-17), 2/24/18
vs. Holy Cross (15-13), 3/5/18
vs. Navy (15-10), 3/8/18
at Monmouth (11-10), 11/6/18
vs. Quinnipiac (15-14), 11/11/18
vs. UMass (18-10), 11/23/18
vs. Lehigh (18-13), 1/16/19

Ellie Mack (2)

vs. Iona (11-12), 12/2/18
at Army (15-12), 1/9/19

COLLEGEINSIDER.COM MID-MAJOR POLL

1/16/18 (records at time of poll)	
1. Gonzaga (31)	15-1
2. Drake	12-4
3. South Dakota.....	15-3
4. Central Michigan.....	12-3
5. FGCU.....	12-4
6. South Dakota State	12-5
7. Ohio	13-1
8. Wright State	13-4
9. Buffalo.....	10-4
10. Penn.....	9-2
11. James Madison	12-3
12. BYU.....	14-3
13. Bucknell.....	12-4
14. Marist.....	12-5
15. UC Irvine.....	12-2
16. Drexel	9-5
17. Northeastern	12-3
18. Green Bay.....	10-5
19. Belmont.....	10-5
20. Princeton.....	8-8
21. Quinnipiac	9-6
22. Maine.....	11-6
23. Troy.....	13-2
24. Tennessee Tech	12-3
25. Northern Colorado	10-5

OTHERS RECEIVING VOTES: Harvard 47, Stephen F. Austin 29, Towson 22, Toledo 20, St Mary's 17, Portland State 16, South Alabama 10, Youngstown State 9, Kent State 5, UT Martin 5, Bradley 3, New Mexico State 3, Lamar 2, Hampton 1, North Alabama 1, Pacific 1.

BISON PICKED FIRST IN PRESEASON PATRIOT LEAGUE POLL

- For the third straight year Bucknell was picked first in the Patriot League Preseason Poll, receiving 14 of a possible 18 first-place votes.
- It is just the fourth time in program history that Bucknell finished first in the Patriot League Preseason Poll. The Bison were picked first prior to the 2007-08 season and went on to win the Patriot League Tournament and played North Carolina in the NCAA Tournament. They were picked first in 2016-17 and went on to win the Patriot League Tournament before playing Maryland in the NCAA Tournament. They tied for first in the poll last season and finished second.

Patriot League Preseason Poll

- 1. Bucknell, 154 points (14 first-place votes)**
2. American, 137 (2)
3. Loyola (129 (4)
t4. Lehigh, 91
t4. Navy, 91
6. Holy Cross, 81
7. Army West Point, 75
8. Lafayette, 63
9. Boston University, 56
10. Colgate, 23

NATIONAL POSTSEASON TOURNAMENT STREAK

- After three combined appearances in the NCAA Tournament and WNIT in the first 42 years of the program, Bucknell has qualified for either the NCAA Tournament or WNIT in each of the past three seasons.

Bucknell National Postseason Games Past Three Seasons

Date	Opponent	Result	Leading Bucknell Scorer
3/17/16	Akron (WNIT)	W, 74-70	Jacquie Klotz, 21
3/19/16	Michigan (WNIT)	L, 95-72	Jacquie Klotz, 21
3/17/17	Maryland (NCAA)	L, 103-61	Sune Swart, 14
3/15/18	West Virginia (WNIT)	L, 83-50	Kaitlyn Slagus, 15

A LOOK AT THE NON-CONFERENCE SCHEDULE

- Ten of Bucknell's 12 non-conference opponents have made a national postseason tournament within the past three seasons.
- The Bison finished with a better non-conference record (9-3) than any other team in the Patriot League.

Team	Tournament	Year	Date/Result
Monmouth	---	---	W, 70-36
Quinnipiac	NCAA	2017, 2018	W, 75-58
Drexel	WNIT	2016, 2017, 2018	L, 64-42
Syracuse	NCAA	2016, 2017, 2018	L, 70-56
UMass	---	---	W, 77-58
Fairfield	WBI	2016	W, 77-54
Brown	WBI	2017	W, 91-78
St. Bonaventure	NCAA	2016	W, 77-46
Iona	NCAA	2016	W, 81-43
Rider	WNIT	2017	W, 80-59
Youngstown State	WBI	2016	W, 73-68
Iowa State	NCAA	2017	L, 86-61

BUCKNELL'S 90-POINT GAMES

- Bucknell's 91 points in a win over Brown were its most since scoring 92 in a double overtime loss to Navy on Jan. 15, 2014.
- It was the Bison's highest point total in regulation since scoring 93 in a win over Lycoming on Dec. 30, 2009.
- It was the team's highest point total in a regulation game against a Division I opponent since scoring 94 in a win over Holy Cross on March 5, 2004.
- The Bison added a second 90-point game this season with a 90-62 win over Colgate. It is the first time the team has posted two 90-point games in a season since 2002-03. That season they beat Canisius 100-91 and Drexel 95-83.

ESPN BRACKETOLOGY

- In the most recent ESPN Bracketology, released by Charlie Creme on Jan. 21, Bucknell is projected as a 12-seed playing fifth-seeded South Carolina in College Park, Maryland.
- Since the NCAA Tournament moved to 64 teams in 1994, the highest seed by a Patriot League team is 13th.

BUCKNELL RECORD WHEN...**During Aaron Rousell's seven seasons...**

Leading at halftime:	107-11
Tied at the half:	3-4
Trailing at halftime:	27-55
Shoot 40% or higher:	107-20
Shoot less than 40%:	29-50
Shoot higher % than opp.:	121-17
Shoot lower % than opp.:	16-53
Opp. shoot worse than 40%:	108-23
Opp. shoot 40% or higher:	29-45
Score less than 60 points:	25-48
Score 60-69 points:	40-20
Score 70-79 points:	57-1
Score 80-89 points:	13-0
Score 90-99 points:	2-1
Score 100+ points:	0-0
Opp. score less than 60 pts.:	89-15
Opp. score 60-69 pts.:	35-33
Opp. score 70-79 pts.:	14-11
Opp. score 80-89 points:	0-7
Opp. score 90-99 points:	0-3
Opp. score 100+ points:	0-1
Outrebounded opponent:	123-39
Outrebounded by opponent:	12-29
Fewer turnovers than opp.:	47-6
More turnovers than opp.:	86-60
Make 5 or more 3-pointers:	98-29
Make 4 or fewer 3-pointers:	40-41
Games decided by 5 or fewer:	29-13
Overtime games:	9-3
At Home:	75-20
On Road:	59-49
Neutral Site:	2-1
Games following a loss:	43-26
Games following a win:	93-43
More bench points than opp.:	70-25
Fewer or same bench pts.:	67-45
On Monday:	5-2
On Tuesday:	9-5
On Wednesday:	44-17
On Thursday:	7-6
On Friday:	10-4
On Saturday:	45-24
On Sunday:	17-11
In November:	30-17
In December:	21-14
In January:	44-14
In February:	32-15
In March:	10-9

2018-19 ACCOLADES**Preseason All-Patriot League (2)**

Kaitlyn Slagus
Kate Walker

Patriot League Player of the Week (3)

Kaitlyn Slagus, 2 (11/26, 1/14)
Abby Kapp (12/17)

Bison Athlete of the Week (3)

Kaitlyn Slagus, 2 (11/12, 11/26)
Abby Kapp (12/17)

Turkey Tip-Off All Tournament (3)

Kaitlyn Slagus (MVP)
Abby Kapp
Ellie Mack

OVERALL SUCCESS AT SOJKA PAVILION

- The Bison are an incredible 47-6 at Sojka Pavilion over the last five seasons. They are 74-20 (.787) at home during Aaron Rousell's tenure as head coach.
- Now in its 16th season playing at Sojka Pavilion, Bucknell is 143-73 (.662) on its home court.
- Bucknell finished a perfect 16-0 at Sojka Pavilion in 2016-17, including a 12-0 record against Patriot League opponents. They were one of just eight teams in the nation that went unbeaten at home that season.

OVERTIME WIN STREAK

- Bucknell has won seven straight overtime games over the last five seasons. Six of the victories came against league opponents.
- The Bison have not played an overtime game since beating Navy in overtime in the championship game of the 2017 Patriot League Tournament.

Date	Opponent	Result	Leading Scorer
11/22/14	Fairleigh Dickinson	W, 61-60 (OT)	Tyler Craig, 14
1/3/15	Colgate	W, 77-75 (OT)	Audrey Dotson, 27
1/14/15	Navy	W, 44-42 (OT)	Claire DeBoer, 16
1/13/16	Lehigh	W, 80-77 (OT)	Claire DeBoer, 23
2/3/16	American	W, 60-54 (OT)	Claire DeBoer, 25
1/5/17	American	W, 73-67 (OT)	DeBoer, Walker, 14
3/12/17	Navy	W, 79-71 (OT)	Claire DeBoer, 30

COMEBACK WINS

- Over the last six seasons, Bucknell has erased a double-digit deficit on its way to a win 15 times.
- Thirteen of the 15 double-digit comebacks were against Patriot League opponents. Seven of the wins have come on the road.

Date	Opponent	Result	Largest Deficit	Time Left
1/8/14	Lafayette	W, 75-72	13	6:29 (1st half)
1/18/14	Army	W, 56-55	14	13:49 (2nd half)
2/8/14	Holy Cross	W, 82-79	14	10:09 (2nd half)
2/26/14	at Lehigh	W, 82-79	12	9:12 (1st half)
1/3/15	Colgate	W, 77-75 (OT)	11	13:39 (2nd half)
2/18/15	at Loyola	W, 72-61	10	7:35 (1st half)
1/9/16	at Holy Cross	W, 58-51	11	7:40 (2Q)
1/13/16	Lehigh	W, 80-77 (OT)	17	9:07 (4Q)
3/7/16	American	W, 73-65	13	5:48 (2Q)
11/13/16	at Saint Joseph's	W, 64-61	15	7:33 (2Q)
1/5/17	American	W, 73-67 (OT)	11	9:06 (2Q)
2/25/17	at Navy	W, 63-54	19	3:22 (2Q)
3/12/17	Navy	W, 79-71 (OT)	11	5:14 (1Q)
11/10/17	at Rider	W, 76-71	16	9:35 (2Q)
2/14/18	at Loyola	W, 74-69	14	9:47 (3Q)

CONVERTING FROM THE LINE

- The Bison finished first in the Patriot League in free throw percentage in four of the past five seasons -- 2013-14 (.735), 2014-15 (.740), 2016-17 (.760), and 2017-18 (.747)
- Bucknell has shot over 70 percent from the line in each of the past seven seasons.

Career 70% Or Better From The Line

Ally Johnson	.824 (14-17)
Marly Walls	.806 (29-36)
Kate Walker	.799 (211-264)
Kaitlyn Slagus	.793 (253-319)
Maegan Mikkelsen	.762 (32-42)
Abby Kapp	.750 (27-36)
Kyi English	.743 (197-265)
Taylor O'Brien	.722 (13-18)
Ellie Mack	.712 (42-59)

ROUSSELL SIGNS CONTRACT EXTENSION

- Prior to this season Bucknell head coach Aaron Rousell signed a multi-year contract extension with the Bison.
- Rousell is the third-longest tenured coach in program history. He will tie for second with Lori Howard with seven full seasons at the end of this season.

TOP STAT PERFORMANCES (2018-19)**Points**

- 30 Kaitlyn Slagus, at Brown (11/25/18)
- 22 Kate Walker, vs. YSU (12/18/18)
- 20 Kaitlyn Slagus, vs. Iona (12/2/18)
- 20 Kyi English, vs. YSU (12/18/18)
- 20 Kaitlyn Slagus, at Lafayette (1/12/19)

Rebounds

- 14 Kaitlyn Slagus, vs. Quinnipiac (11/11/18)
- 13 Kaitlyn Slagus, vs. Lehigh (1/16/19)
- 12 Ellie Mack, vs. Iona (12/2/18)
- 12 Ellie Mack, at Army (1/9/19)
- 10 Kaitlyn Slagus, vs. UMass (11/23/18)
- 10 Kaitlyn Slagus, at Monmouth (11/6/18)
- 10 Kaitlyn Slagus, vs. YSU (12/18/18)
- 10 Kaitlyn Slagus, vs. American (1/3/19)

Assists

- 8 Kyi English, vs. Quinnipiac (11/11/18)
- 7 Kyi English, vs. UMass (11/23/18)
- 7 Kyi English, at Army (1/9/19)
- 6 Kate Walker, vs. Fairfield (11/24/18)
- 6 Kate Walker, at Army (1/9/19)
- 6 Marly Walls, vs. Lehigh (1/16/19)

Steals

- 5 Kyi English, at Syracuse (11/18/18)
- 5 Kate Walker, at Monmouth (11/6/18)
- 4 Kyi English, vs. Quinnipiac (11/11/18)
- 4 Abby Kapp, vs. Boston U. (1/6/19)

Blocks

- 3 Kaitlyn Slagus, vs. UMass (11/23/18)
- 3 Ellie Mack, vs. American (1/3/19)
- 3 Kaitlyn Slagus, vs. Boston U. (1/6/19)

Field Goals Made

- 9 Kate Walker, vs. YSU (12/18/18)
- 8 Kaitlyn Slagus, at Brown (11/25/18)
- 8 Kaitlyn Slagus, vs. UMass (11/23/18)
- 8 Kaitlyn Slagus, vs. Iona (12/2/18)
- 8 Kaitlyn Slagus, at Army (1/9/19)
- 8 Ellie Mack, at Colgate (1/19/19)

3-Pointers Made

- 5 Abby Kapp, at Brown (11/25/18)
- 5 Abby Kapp, vs. UMass (11/23/18)
- 4 Abby Kapp, at St. Bona. (11/29/18)
- 4 Abby Kapp, vs. Rider (12/15/18)
- 4 Abby Kapp, vs. American (1/3/19)
- 4 Kaitlyn Slagus, at Lafayette (1/12/19)
- 4 Allu Johnson, at Colgate (1/19/19)

Free Throws Made

- 12 Kaitlyn Slagus, at Brown (11/25/18)
- 8 Autumn Ceppi, at Colgate (1/19/19)
- 7 Marly Walls, vs. Rider (12/15/18)
- 6 Marly Walls, vs. Quinnipiac (11/11/18)
- 6 Kate Walker, vs. Rider (12/15/18)
- 6 Kate Walker, at Iowa State (12/29/18)

Minutes

- 37 Kate Walker, vs. Quinnipiac (11/11/18)
- 37 Kaitlyn Slagus, at Lafayette (1/12/19)
- 36 Abby Kapp, at Brown (11/25/18)
- 36 Kyi English, at Syracuse (11/18/18)

3-POINT RECORD IN SIGHT

- Bucknell has hit 143 3-pointers this season while averaging 7.9 per game. The Bison averaged 6.5 per game when they set the program record with 214 during the 2016-17 season.
- The top five spots for 3-pointers in a season in Bucknell's record book have come during Aaron Roussell's time at Bucknell. The Bison set a program record for 3-pointers in a season four straight years from 2013-17.
- **Abby Kapp** is leading the way for Bucknell, hitting 41 percent (43-104) of her shots from beyond the arc. She is averaging 2.4 per game and needs just four more to crack the program's single-season top-10 list with at least 13 games remaining in the season.

ROUSSELL MOVES UP WINS LIST

- In his seventh season as the head coach of the Bison, Aaron Roussell ranks second in program history with 137 wins.
- Roussell's winning percentage with the Bison (.662) is by far the best in program history. The next closest winning percentage by a Bucknell women's basketball coach was .508 by Rebecca Carr over four seasons from 1976-80.
- Roussell has the highest winning percentage in Patriot League games amongst the current league coaches.
- In his 15th season overall as a head coach, Roussell has 298 career wins. That ranks fourth amongst current Patriot League coaches, while his career winning percentage (.713) ranks second.

BISON MOVE UP SCHOOL'S RECORD BOOK

- Seniors Kaitlyn Slagus and Kate Walker are in the top-10 in statistical categories at Bucknell as they enter their final season. Below is a closer look at the current players moving up the lists.

Points

13. Kaitlyn Slagus, 1,280

3-point field goal attempts

6. Kaitlyn Slagus, 365

8. Kate Walker, 306

Rebounds

6. Kaitlyn Slagus, 845

3-point field goals

6. Kaitlyn Slagus, 115

7. Kate Walker, 111

Blocks

3. Kaitlyn Slagus, 123

BISON IN SOJKA PAVILION RECORD BOOK

- With Bucknell's success at Sojka Pavilion during Aaron Roussell's time as head coach, it's no surprise that current players rank in the top five in multiple statistical categories at the arena.
- Sojka Pavilion opened in 2003.

Blocks

2. Kaitlyn Slagus, 73

3-point field goal attempts

4. Kaitlyn Slagus, 177

5. Kate Walker, 165

Points

5. Kaitlyn Slagus, 628

3-point field goals

3. Kate Walker, 60

4. Kaitlyn Slagus, 57

Rebounds

2. Kaitlyn Slagus, 419

25-PLUS POINT QUARTERS

- Bucknell has scored 25 or more points in a quarter 10 times this season, all coming in wins.
- The Bison have scored at least 25 points in a quarter nine times over the past 13 games.

Bucknell's 25-Point Quarters

Opponent	Quarter	Points	Final Score
Quinnipiac	3rd	25	W, 75-58
UMass	1st	28	W, 77-58
Brown	1st	27	W, 91-78
Brown	4th	30	W, 91-78
St. Bonaventure	2nd	25	W, 77-46
St. Bonaventure	2nd	26	W, 77-46
Iona	3rd	26	W, 81-43
Rider	3rd	30	W, 80-59
American	1st	25	W, 71-56
Colgate	3rd	29	W, 90-62

NO CLOSE GAMES

- Fifteen of Bucknell's 18 games have been decided by double-digits, including 12 of the team's 14 wins and three of the four losses.
- A 73-68 win over Youngstown State and a 56-47 victory over Lafayette were the only wins decided by single-digits. Bucknell led by as many as 19 against the Penguins and never trailed. The Bison led by as many as 14 against the Leopards.

RECORD BY CONFERENCE**ACC (0-1)**

at Syracuse L, 70-56

ATLANTIC 10 (2-0)

vs. UMass W, 77-58

at St. Bonaventure W, 77-46

BIG 12 (0-1)

at Iowa State L, 86-61

CAA (0-1)

at Drexel L, 64-42

HORIZON LEAGUE (1-0)

YOUNGSTOWN STATE W, 73-68

IVY LEAGUE (1-0)

at Brown W, 91-78

MAAC (5-0)

at Monmouth W, 70-32

QUINNIPIAC W, 75-58

vs. Fairfield W, 77-54

IONA W, 81-43

RIDER W, 80-59

PATRIOT LEAGUE (5-1)

AMERICAN W, 71-56

BOSTON U. L, 70-62

at Army West Point W, 66-52

at Lafayette W, 56-47

LEHIGH W, 71-53

at Colgate W, 90-62

LEADERS/RECORD BREAKDOWN**LED BUCKNELL IN SCORING**

Kaitlyn Slagus 6 (6-0)

Ellie Mack 5 (3-2)

Kate Walker 5 (2-3)

Abby Kapp 3 (2-1)

Ally Johnson 1 (1-0)

Kyi English 1 (0-1)

LED BUCKNELL IN REBOUNDS

Kaitlyn Slagus 10 (7-3)

Ellie Mack 6 (5-1)

Tessa Brugler 2 (2-0)

Kate Walker 1 (1-0)

Kyi English 1 (1-0)

Abby Kapp 1 (0-1)

LED BUCKNELL IN ASSISTS

Kyi English 7 (6-1)

Kate Walker 4 (4-0)

Marly Walls 3 (3-0)

Ellie Mack 3 (2-1)

Abby Kapp 1 (1-0)

Tessa Brugler 1 (1-0)

Ally Johnson 1 (0-1)

Kaitlyn Slagus 1 (0-1)

LED BUCKNELL IN MINUTES

Kate Walker 8 (7-1)

Kaitlyn Slagus 6 (4-2)

Ellie Mack 4 (4-0)

Abby Kapp 2 (2-0)

Kyi English 2 (1-1)

BALANCED SCORING

- Six different players have led Bucknell in scoring in a game this season.
- The same player has been the sole leader in points in a game in back-to-back games just three times this season.
- Bucknell has had a minimum of eight scorers in 14 of 18 games this season, averaging 9.2 scorers per game.

BISON OFFENSIVE NOTES

- Bucknell leads the Patriot League in scoring (70.9), scoring margin (+12.2), free throw percentage (.752), field goal percentage (.441), 3-point field goal percentage (.365), assists (14.9), and 3-pointers made (7.9).
- The Bison have scored more points than their opponent's average points allowed entering the game in 14 of 18 contests.

Opponent	Pts. Allowed Entering Game	Bucknell Points Scored
Monmouth	65.1 (2017-18)	70
Quinnipiac	52.0	75
UMass	67.0	77
Fairfield	49.8	77
Brown	72.0	91
St. Bonaventure	70.3	77
Iona	69.8	81
Rider	68.4	80
Youngstown State	53.4	73
Iowa State	59.2	61
American	67.8	71
Army West Point	56.8	66
Lehigh	54.9	71
Colgate	64.3	90

A LOOK AT HOW THE OPPONENTS ARE DOING

Opponent	Result	Record	RPI	Last Game
Monmouth	W, 70-32	5-11	249	L, 77-68 vs. Siena
Quinnipiac	W, 75-58	11-6	69	W, 55-42 at Canisius
Drexel	L, 64-42	11-5	123	W, 61-49 at Hofstra
Syracuse	L, 70-56	15-3	6	L, 65-55 at Georgia Tech
UMass	W, 77-58	11-8	181	W, 70-58 at Davidson
Fairfield	W, 77-54	3-14	312	L, 71-68 at Niagara
Brown	W, 91-78	9-8	202	W, 86-71 vs. Yale
St. Bonaventure	W, 77-46	4-14	238	L, 62-45 vs. Saint Louis
Iona	W, 81-43	1-16	327	L, 55-33 at Manhattan
Rider	W, 80-59	8-7	201	W, 66-58 at Iona
Youngstown State	W, 73-68	13-5	121	W, 83-68 vs. Wright State
American	W, 71-56	9-8	127	W, 61-53 at Lehigh
Boston University	L, 70-62	8-8	163	L, 75-69 at Holy Cross
Army West Point	W, 66-52	8-9	287	W, 55-52 at Navy
Lafayette	W, 56-47	6-11	332	L, 62-50 at Loyola (Md.)
Lehigh	W, 71-53	11-6	139	L, 61-53 vs. American
Colgate	W, 90-62	7-9	232	L, 90-62 vs. Bucknell
Loyola (Md.)	1/23	2-15	306	W, 62-50 vs. Lafayette
Holy Cross	1/26	10-7	227	W, 75-69 vs. Boston University
Navy	1/30	8-8	196	L, 55-52 at Army West Point

BISON AMONG PL LEADERS**Kyi English**

Assists 7th (2.9)

Ally Johnson

3FG % 2nd (.447, 21-47)

Abby Kapp

3FG Made 2nd (2.4)

3FG % 5th (.413, 43-104)

Ellie Mack

Field Goal % 4th (.490, 76-155)

Blocks 4th (1.2)

Kaitlyn Slagus

Field Goal % 1st (.595, 88-148)

Blocks 2nd (1.3)

Free Throw % 5th (.800, 36-45)

Scoring 6th (13.0)

Rebounding 7th (7.9)

3FG % 7th (.393, 22-56)

Kate Walker

Field Goal % 8th (.456, 68-149)

Assists 8th (2.8)

Free Throw % 8th (.763, 45-59)

TEAM

Scoring 1st (70.9)

Scoring Margin 1st (+12.2)

Free Throw % 1st (.752)

Field Goal % 1st (.441)

3FG % 1st (.365)

3FG Made 1st (7.9)

Blocks 1st (4.3)

Assists 1st (14.9)

BUCKNELL RECORD WHEN...**2018-19 Season**

Leading at halftime: 11-0

Tied at the half: 1-0

Trailing at halftime: 2-4

Shoot 40% or higher: 14-1

Shoot less than 40%: 0-3

Shoot higher % than opp.: 13-1

Shoot lower % than opp.: 1-3

Opp. shoot worse than 40%: 13-2

Opp. shoot 40% or higher: 1-2

Score less than 60 points: 1-2

Score 60-69 points: 8-0

Score 70-79 points: 2-0

Score 80-89 points: 2-0

Score 90-99 points: 11-0

Opp. score less than 60 pts.: 2-1

Opp. score 60-69 pts.: 1-2

Opp. score 70-79 pts.: 0-1

Opp. score 80-89 points: 9-0

Outrebounded opponent: 3-4

Outrebounded by opponent: 9-2

Fewer turnovers than opp.: 5-2

More turnovers than opp.: 14-2

Make 5 or more 3-pointers: 0-2

Make 4 or fewer 3-pointers: 1-0

Games decided by 5 or fewer: 0-0

Overtime games: 6-1

At Home: 6-3

On Road: 11-2

More bench points than opp.: 3-2

Fewer or same bench pts.:

ALL-TIME STARTS

Name	Career	Streak*	Last Start
Kaitlyn Slagus	103	88	at Colgate (1/19/19)
Kyi English	94	71	at Colgate (1/19/19)
Kate Walker	61	50	at Colgate (1/19/19)
Rachel Dumiak	27	0	at West Virginia (3/15/18)
Abby Kapp	23	18	at Colgate (1/19/19)
Ellie Mack	17	2	at Colgate (1/19/19)
Gia Hayes	2	0	MANHATTAN (12/20/16)
Autumn Ceppi	1	0	at Lafayette (1/12/19)
Tessa Brugler	0	0	---
Ally Johnson	0	0	---
Maegan Mikkelsen	0	0	---
Taylor O'Brien			
Marly Walls			

*Includes previous seasons

THE LAST TIME...**A Bucknell Individual:**

Scored 40 or more points: Molly Creamer, 44 at Lafayette, 2/21/03

Scored 30 or more points: Jacquie Klotz, 33 at Manhattan, 11/21/15

Made 15 FGs: Molly Creamer, 16 at Lafayette, 2/21/03

Made 8 3PT FGs: Trisha Krewson, 8 vs. Lycoming, 12/30/09

Made 7 3PT FGs: Trisha Krewson, 7 at Buffalo, 1/3/10

Made 15+ FTs: Shelby Romine, 19 at Colgate, 1/22/11

Made 10+ FTs: Kaitlyn Slagus, 12 at Brown, 11/25/18)

Had 25+ rebounds: Bobbi Castens, 28 vs. Mansfield, 2/24/77

Had 20+ rebounds: Desire Almind, 20 vs. Colgate, 3/7/04

Had 15+ rebounds: Kaitlyn Slagus, 15 vs. Akron, 11/12/17

Had 10+ rebounds: Kaitlyn Slagus, 13 vs. Lehigh, 1/16/19

Had 10+ assists: Shelby Romine, 10 vs. Binghamton, 11/14/13

Had 5+ blocks: Sune Swart, 5 vs. Navy, 3/12/17

Had 10+ steals: Karin Wegener, 12 vs. Gettysburg, 1/29/79

Had 8+ steals: Lauren Schober, 9 vs. Colgate, 2/21/09

Had 5+ steals: Kate Walker, 5 at Monmouth, 11/6/18

Played 40+ minutes: Megan McGurk (44), Claire DeBoer (42) vs. Navy, 3/12/17

Played 40 minutes: Megan McGurk (44), Claire DeBoer (42) vs. Navy, 3/12/17

Had a double-double: Kaitlyn Slagus (18 points, 13 rebounds) vs. Lehigh, 1/16/19

A Bucknell Team:

Won in overtime: 79-71 (OT) vs. Navy, 3/12/17

Lost in overtime: 94-92 (2OT) vs. Navy, 1/15/14

Played more than one overtime: 94-92 vs. Navy, 1/15/14 (2OT)

Scored 100 points: 100 vs. Canisius, 11/27/02

Scored 90 points: 90 at Colgate, 1/19/19

Scored less than 50 points: 42 at Drexel, 11/15/18

Scored less than 40 points: 39 at Pitt, 12/20/17

Scored 50+ in a half: 54 (2nd) vs. Rider, 12/15/18

Gave up 100 points: 100 vs. Bowling Green, 12/3/03

Gave up less than 50 points: 47, at Lafayette, 1/12/19

Gave up less than 40 points: 32 at Monmouth, 11/6/18

Shot over 60% FG: 600 (30-50) vs. Drexel, 12/27/16

Shot under 30% FG: 286 (20-70) at Iowa Stae, 12/29/18

Held opponent under 30% FG: 293 (17-58) vs. Iona, 12/2/18

Made 40+ FG: 41 vs. Colgate, 2/16/02

Made 10+ 3PT FG: 11 at St. Bonaventure, 11/29/18

Did not make a 3PT: at Virginia Tech, 11/17/13

Attempted 40 FT: 40 vs. Holy Cross, 3/5/04

Made 35 FT: 35 vs. Holy Cross, 3/5/04

Had 60+ rebounds: 62 vs. UMBC, 12/9/14

Had 50+ rebounds: 52 vs. Army West Point, 1/5/18

Had 25+ assists: 28 vs. Iona, 1/3/05

Committed less than 10 turnovers: 9 vs. Boston University, 1/6/19

Committed 25+ turnovers: 31 at Syracuse, 11/18/18

Forced 30+ turnovers: 30 vs. American, 2/7/06

Had 20+ steals: 20 vs. Colgate, 2/21/09

Had 10+ blocks: 10 vs. Delaware, 12/20/15

Three players had 20 points: DeBoer, (22), Slagus (21), Klotz (20) vs. Army, 1/2/16

Two players had 20 points: Kate Walker (22) and Kyi English (20) vs. YSU, 12/18/18

Five players had 10+ points: Mack (19), Kapp (13), Slagus (12), Johnson (12), Ceppi (12) at Colgate, 1/19/19

Two players had double-doubles: Claire DeBoer and Kaitlyn Slagus vs. Loyola, 2/15/17

BUCKNELL/OPPONENT TEAM HIGHS/LOWS

BUCKNELL				OPPONENT	
Points, 1st Half	High	46	vs. UMass (11/23/18)	48	vs. Brown (11/25/18)
	Low	18	at Drexel (11/15/18)	14	at Army West Point (1/9/19)
Points, 2nd Half	High	54	vs. Rider (12/15/18)	41	at Iowa State (12/29/18)
	Low	13	at Drexel (11/15/18)	15	at Monmouth (11/11/18)
Total Points	High	91	at Brown (11/25/18)	81	at Iowa State (12/29/18)
	Low	42	at Drexel (11/15/18)	32	at Monmouth (11/6/18)
FG Made	High	31	vs. UMass (11/23/18)	32	at Brown (11/25/18)
	Low	16	at Drexel (11/15/18)	12	at Monmouth (11/6/18)
FG Attempted	High	70	at Iowa State (12/29/18)	65	2x, last at Colgate (1/19/19)
	Low	48	at Drexel (11/15/18)	41	at St. Bonaventure (11/29/18)
FG Percentage	High	.547	vs. Fairfield (11/24/18)	.516	at Brown (11/25/18)
	Low	.286	at Iowa State (12/29/18)	.211	at Monmouth (11/6/18)
3-Pt. FG Made	High	14	vs. UMass (11/23/18)	9	vs. Boston University (1/6/19)
	Low	4	2x, last at Iowa State (12/29/18)	1	at Monmouth (11/6/18)
3-Pt. FG Attempted	High	30	2x, last at St. Bonaventure (11/29/18)	26	vs. Iona (12/2/18)
	Low	13	vs. Fairfield (11/24/18)	9	vs. UMass (11/23/18)
3-Pt. FG Percentage	High	.471	at Monmouth (11/6/18)	.444	vs. UMass (11/23/18)
	Low	.167	at Iowa State (12/29/18)	.091	at Monmouth (11/6/18)
FT Made	High	24	at Brown (11/25/18)	22	at Iowa State (12/29/18)
	Low	1	vs. UMass (11/23/18)	1	vs. Iona (12/2/18)
FT Attempted	High	29	at Brown (11/25/18)	27	vs. Youngstown State (12/18/18)
	Low	4	vs. UMass (11/23/18)	4	vs. Iona (12/2/18)
FT Percentage	High	.920	vs. Rider (12/15/18)	.912	at Iowa State (12/29/18)
	Low	.250	vs. UMass (11/23/18)	.250	vs. Iona (12/2/18)
Offensive Rebounds	High	14	2x, last at Colgate (1/19/19)	17	at Drexel (11/15/18)
	Low	7	3x, last vs. Lehigh (1/16/19)	5	at Brown (11/25/18)
Defensive Rebounds	High	33	2x, last vs. Iona (12/2/18)	40	at Iowa State (12/29/18)
	Low	20	2x, last at St. Bonaventure (11/29/18)	14	at Monmouth (11/6/18)
Total Rebounds	High	46	at Colgate (1/19/19)	46	at Iowa State (12/29/18)
	Low	30	2x, last at Lafayette (1/12/19)	24	at Brown (11/25/18)
Turnovers	High	31	at Syracuse (11/18/18)	25	at St. Bonaventure (11/29/18)
	Low	9	vs. Boston University (1/6/19)	7	at Drexel (11/15/18)
Personal Fouls	High	25	vs. Lehigh (1/16/19)	24	vs. Quinnipiac (11/11/18)
	Low	15	2x, last vs. Iona (12/2/18)	8	at Drexel (11/15/18)
Assists	High	24	vs. UMass (11/23/18)	16	vs. Youngstown State (12/18/18)
Blocked Shots	High	8	3x, last vs. American (1/3/19)	5	vs. Boston University (1/6/19)
Steals	High	15	at Monmouth (11/6/18)	17	at Syracuse (11/18/18)

INDIVIDUAL BUCKNELL/OPPONENT HIGHS

BUCKNELL			OPPONENT	
Points	30	Kaitlyn Slagus (at Brown, 11/25/18)	29	Shayna Mehta, Brown (11/25/18)
Rebounds	14	Kaitlyn Slagus (vs. Quinnipiac, 11/11/18)	14	Natalie Kucowski, Lafayette (1/12/19)
Assists	8	Kyi English (vs. Quinnipiac, 11/11/18)	6	Kendra Landy, Fairfield (11/24/18)
Blocked Shots	3	Three times (Slagus 2, Mack)	2	Five times
Steals	5	Twice (Walker, English)	6	Shayna Mehta, Brown (11/25/18)
FG Made	9	Kate Walker (vs. Youngstown State, 12/18/18)	12	Shayna Mehta, Brown (11/25/18)
3FG Made	5	Abby Kapp twice	5	Lauren Spearman, Boston U. (1/6/19)
FT Made	12	Kaitlyn Slagus (at Brown, 11/25/18)	8	Sarah Cash, Youngstown State (12/18/18)



AARON ROUSSELL

HEAD COACH • SEVENTH SEASON AT BUCKNELL • IOWA '01

The turnaround during Aaron Roussell's time with the Bucknell women's basketball program has been nothing short of remarkable. Since taking over a team that went 5-25 the season before his arrival to Lewisburg, Roussell has guided the Bison to the most successful stretch in program history, capped by three straight national postseason appearances.

Highlighting Roussell's six-year run with the Bison is the 2017 Patriot League title and the team's first appearance in the NCAA Tournament since 2008. Sandwiched around that spectacular season were two appearances in the WNIT (2016 and 2018), including the Patriot League's first ever WNIT win when the Bison beat Akron in the opening round of the 2016 tournament. Bucknell went 74-24 overall during those three seasons. All three came to an end with a loss to a team from a Power Five conference (Michigan, Maryland, West Virginia).

Roussell, who will enter the 2018-19 season with a career record of 284-116 and a Bucknell record of 123-66, has won two Patriot League Coach of the Year honors. The most recent (2017) was the most successful season in school history as the team

posted a 27-6 record, won a Patriot League regular season title, won a Patriot League Tournament title, and had a matchup with No. 3 seed and third-ranked nationally Maryland as the No. 14 seed in the NCAA Tournament.

Under Roussell's direction, Bucknell has won four major conference awards, with Claire DeBoer being the most recent. She was voted as the unanimous 2017 Patriot League Player of the Year and went on to be named the Patriot League Tournament MVP after recording a double-double of 30 points and 10 rebounds in an overtime win over Navy in the championship game. In all, eight players have combined for 13 All-Patriot League honors during Roussell's six seasons. Additionally, the team has had six Academic All-Patriot League citations, three Patriot League Rookie of the Year awards, six All-Rookie honorees, and one PL All-Defensive player.

The 2016-17 season was an encore to a 2015-16 season that saw Bucknell go 25-8 overall and share the Patriot League regular season title with a 17-1 record. The Bison went on to register the first WNIT win in league history with a 74-71 victory at Akron in the first round. They made a return trip to the WNIT in 2018, finishing off a 22-10 season with a loss to West Virginia in the opening round.

Bucknell has been the best team in league play over the past three seasons and it's not even close. The Bison are 48-6 in the conference during that stretch, while Army West Point has the next best record at 38-16. Every team in the conference has had at least nine league losses in a single season at some point over the past three years.

The turnaround was immediate for Bucknell under Roussell. He lifted the Bison from a five-win outing in 2011-12 to a 15-16 overall record and a 5-9 mark in Patriot League action during his debut season. His 15 wins set a Bucknell women's basketball record for victories in a coach's rookie season, and his work with the Bison was recognized nationally, as he was named a

finalist for the WBCA Spalding Maggie Dixon Division I Rookie Coach of the Year award.

Bucknell's ascent continued in Roussell's second season at the helm, as the Bison finished 16-14 overall, 11-7 in the Patriot League and 10-4 at Sojka Pavilion. Bucknell earned the No. 4 seed for the Patriot League Tournament and hosted a quarterfinal game in Sojka for the first time. The Bison then went on to accept a bid to the Women's Basketball Invitational postseason tournament for the first time.

Bucknell's improvement mirrored that of the conference as a whole in 2014-15, but the Bison were again able to finish in the top half of the league standings and grabbed the No. 4 seed for the conference tournament for the second consecutive year. The team finished 18-12, the program's highest win total in eight years, and was above .500 at 10-8 in one of the most competitive seasons from top to bottom in league history.

Much of the Bison's success during Roussell's tenure has been a result of his ability to quickly develop talent and meld it with the team's veteran players. They won three straight Patriot League Rookie of the Year awards, with DeBoer receiving the honor in 2014, Jacquie Klotz in 2015 and Kaitlyn Slagus in 2016.

DeBoer developed into the best all-around player in the Patriot League. At the conclusion of her career, she ranked third in program history in points, third in rebounds, and ninth in assists. She is the only player to currently rank in the top 10 in all three categories and is the only player with at least 1,600 points and 800 rebounds.

FAST FACTS

PERSONAL:

Hometown: Plymouth, Minn.

Education: B.A., Journalism/Mass Comm. and Political Science
Iowa, 2001
M.A., Sports Administration
Minnesota State University, Mankato, 2004

Family: wife (Molly), son (Riley, 8), daughter (Kelsey, 4),
daughter (Kendall, 1)

Career Coaching Record: 298-120 (.713)

Bucknell Coaching Record: 137-70 (.662)

Bucknell Highlights

- Two-time Patriot League Coach of the Year
- Program record for wins in a season (27-6 in 2016-17)
- First Patriot League title and NCAA appearance (2017) since 2008
- First WNIT victory in Patriot League history (2016)
- Three straight national postseason appearances (NCAA - 2017, WNIT - 2016 and 2018)
- 48-6 record in league play over past three seasons (2016-18)
- Program-record 12-game winning streak (twice, 2016-17 and 2017-18)
- Program-record 29-game home winning streak
- Most wins over a five-year span in program history at 108-50 (2013-18)
- Three straight 20-win seasons (2016-18)
- Guided Claire DeBoer to 2017 Patriot League Player of the Year and Tournament MVP honors
- Three players named Patriot League Rookie of the Year

ALL-TIME BISON COACHING RECORDS

Name	At Bucknell	W	L	Pct.
Barbara Testa	1973-76 (3)	11	13	.458
Rebecca Carr	1976-80 (4)	31	30	.508
Terrie Grieb	1980-81 (1)	7	12	.368
Karen Harden	1981-83 (2)	13	36	.265
Cindy Connelley	1983-84 (1)	9	17	.346
Lori Howard	1984-91 (7)	77	116	.399
Juliene Simpson	1991-97 (6)	65	98	.399
Kathy Fedorjaka	1997-2012 (15)	209	211	.498
Bill Broderick	2012*	3	10	.231
Aaron Roussell	2012-present (7)	137	70	.662
Bucknell Totals	1973-2017 (46)	563	613	.479

*Coached final 13 games of the 2011-12 season

Prior to his time in Lewisburg, Roussell spent eight years as the head coach at the University of Chicago, where he compiled a 161-50 (.763) record, including a 52-5 mark with a 43-game regular-season winning streak over his last two seasons with the program. Roussell logged the most victories and highest winning percentage of any women's basketball coach in Chicago's 41-year history, while guiding the Maroons to their only three University Athletic Association outright championships. Two of those came in his final two years in Chicago, both on perfect 14-0 league records. Roussell's teams also made four NCAA Division III Tournament appearances during his tenure, advancing to the Elite Eight once and to the Sweet Sixteen on three occasions.

In addition to their success on the hardwood, Roussell's teams at the University of Chicago, one of the most prestigious academic institutions in the nation, also excelled in the classroom. His 2010-11 team combined for a 3.36 grade-point average and, at the culmination of the 2011-12 season, Taylor Simpson was awarded the Jostens Trophy, given to the most outstanding Division III women's basketball student-athlete and determined by basketball ability, academic success and community service.

Prior to Roussell's arrival at Chicago in September of 2004, the Maroons had never appeared in the national rankings, but they were listed in the ESPN/WBCA and D3hoops.com top-25 polls in each of the last seven years under his tutelage. The program was ranked No. 1 in the nation in the ESPN/WBCA Coaches' Poll in 2006-07, and in 2011-12, his last season with the program, the team was ranked No. 2 for most of the

campaign. Roussell was named the UAA Coach of the Year in 2008, 2011 and 2012, and he was selected as the WBCA Regional Coach of the Year in 2011 and 2012.

Roussell coached six of the 10 1,000-point scorers in program history while at Chicago, mentored 15 different all-conference performers in eight seasons and had players earn All-America honors in 2005, 2011 and 2012. His teams posted a higher victory total than the previous season in seven of his eight years at the helm of the program.

In addition to his coaching duties, Roussell was an assistant professor at Chicago and taught four credits of activities classes per year. He was also a member of the athletic department's promotions team and personnel committee, and he served on the university's Community Service and Student Leadership awards committees.

A 2001 graduate of the University of Iowa, Roussell double-majored in journalism/mass communications and political science. In 2002 he began a two-year stint as a graduate assistant women's basketball coach at Minnesota State, completing a master's degree in sports administration while honing his coaching skills.

His first coaching experience came at the high school level, as he served as the boys' varsity assistant coach and head JV coach at Breck High School in Minneapolis, Minn. for the 2001-02 season.

Roussell and his wife, Molly, have an eight-year-old son, Riley, a four-year old daughter, Kelsey, and a one-year old daughter, Kendall.



PATRIOT LEAGUE COACHES

CAREER WINS

Name, School	Years	W	L	Pct.
Bill Gibbons, Holy Cross	34	612	408	.600
Stefanie Pemper, Navy	21	440	178	.712
Sue Troyan, Lehigh	24	373	329	.531
Aaron Roussell, Bucknell	15	298	120	.713
Dave Magarity*, Army West Point	13	245	140	.636
Bill Cleary, Colgate	16	244	206	.542
Joe Logan, Loyola	14	171	243	.413
Megan Gebbia, American	6	104	73	.588
Kia Damon-Olson, Lafayette	2	17	30	.362
Marisa Moseley, Boston University	1	8	8	.500

* posted 313-334 record in 23 years as men's head coach

PATRIOT LEAGUE WINS

Name, School	Years	W	L	Pct.
Bill Gibbons, Holy Cross	29	273	131	.676
Sue Troyan, Lehigh	24	181	155	.539
Dave Magarity, Army West Point	13	128	66	.660
Stefanie Pemper, Navy	11	109	57	.657
Aaron Roussell, Bucknell	7	79	31	.718
Megan Gebbia, American	6	67	29	.698
Joe Logan, Loyola	6	30	66	.313
Bill Cleary, Colgate	3	12	30	.286
Kia Damon-Olson, Lafayette	2	8	16	.333
Marisa Moseley, Boston University	1	4	2	.667

AARON ROUSSELL YEAR-BY-YEAR COACHING RECORDS

Season	School	Overall	Conference	Place	Postseason
2004-05	UChicago	16-9 (.640)	9-5 (.643)	4th	---
2005-06	UChicago	17-8 (.680)	6-8 (.429)	5th	---
2006-07	UChicago	18-7 (.720)	7-7 (.500)	5th	---
2007-08	UChicago	22-6 (.786)	11-3 (.786)	1st	NCAA Sweet 16
2008-09	UChicago	17-8 (.680)	8-6 (.571)	4th	---
2009-10	UChicago	19-7 (.731)	11-3 (.786)	2nd	NCAA 1st Round
2010-11	UChicago	15-4 (.862)	14-0 (1.000)	1st	NCAA Elite 8
2011-12	UChicago	27-1 (.964)	14-0 (1.000)	1st	NCAA Sweet 16
2012-13	Bucknell	15-16 (.464)	5-9 (.357)	6th	---
2013-14	Bucknell	16-14 (.533)	11-7 (.611)	4th	WBI 1st Round
2014-15	Bucknell	18-12 (.600)	10-8 (.556)	4th	---
2015-16	Bucknell	25-8 (.758)	17-1 (.944)	t-1st	WNIT 2nd Round
2016-17	Bucknell	27-6 (.818)	16-2 (.889)	1st	NCAA 1st Round
2017-18	Bucknell	22-10 (.688)	15-3 (.833)	2nd	WNIT 1st Round
2018-19	Bucknell	14-4 (.778)	5-1 (.833)	---	---

15 seasons 298-120 (.713)

UChicago 161-50 (.767)

Bucknell 137-70 (.662)

- UAA Coach of the Year in 2008, 2011, 2012
- WBCA Regional Coach of the Year in 2011, 2012
- Patriot League Coach of the Year in 2016, 2017

BUCKNELL RANKS IN PL UNDER ROUSSELL**(7 seasons)****Wins**

1.	Army West Point	146
2.	Bucknell	137
3.	Navy	134
4.	American	119
5.	Lehigh	100
6.	Holy Cross	97
7.	Lafayette	66
8.	Colgate	58
9.	Boston U.	52
10.	Loyola (Md.)	50

Win Percentage

1.	Army West Point	.713
2.	Bucknell	.662
3.	Navy	.644
4.	American	.579
5.	Lehigh	.502
6.	Holy Cross	.477
7.	Lafayette	.333
8.	Boston U.	.307
9.	Colgate	.298
10.	Loyola (Md.)	.294

ROUSSELL IN BUCKNELL RECORD BOOK**Wins**

1.	Kathy Fedorjaka	209	1997-2012
2.	Aaron Rousell	137	2012-pres.
3.	Lori Howard	77	1984-91
4.	Julienne Simpson	65	1991-97
5.	Rebecca Carr	31	1976-80

Win Percentage

1.	Aaron Rousell	.662	137-70
2.	Rebecca Carr	.508	31-30
3.	Kathy Fedorjaka	.498	209-211
4.	Barbara Testa	.458	11-13
5.	Lori Howard	.399	77-116

Patriot League Wins

1.	Kathy Fedorjaka	111	1997-2012
2.	Aaron Rousell	79	2012-pres.
3.	Julienne Simpson	38	1991-97
4.	Lori Howard	1	1990-91

Patriot League Win Percentage

1.	Aaron Rousell	.718	79-31
2.	Kathy Fedorjaka	.550	111-91
3.	Julienne Simpson	.475	38-42
4.	Lori Howard	.083	1-11

Patriot League Regular Season Titles

1.	Aaron Rousell	2	2012-pres.
2.	Julienne Simpson	1	1991-97
	Kathy Fedorjaka	1	1997-2012

Patriot League Tournament Titles

1.	Kathy Fedorjaka	2	1997-2012
2.	Aaron Rousell	1	2012-pres.

BUCKNELL PL STAT RANKS UNDER ROUSSELL**Rebounding Margin**

2012-13	first	+5.9
2013-14	sixth	+1.1
2014-15	first	+8.2
2015-16	first	+8.1
2016-17	first	+7.4
2017-18	first	+7.6

Free Throw Percentage

2012-13	third	.705
2013-14	first	.735
2014-15	first	.740
2015-16	fourth	.719
2016-17	first	.760
2017-18	first	.747

Scoring Offense

2012-13	sixth	56.0
2013-14	fourth	66.8
2014-15	fourth	61.1
2015-16	third	66.1
2016-17	first	67.4
2017-18	fourth	63.2

Scoring Defense

2012-13	fourth	57.0
2013-14	eighth	68.7
2014-15	fourth	57.9
2015-16	fifth	59.9
2016-17	second	59.0
2017-18	third	58.2

Scoring Margin

2012-13	fifth	-1.0
2013-14	sixth	-1.8
2014-15	fourth	+3.2
2015-16	second	+6.1
2016-17	second	+8.4
2017-18	third	+5.0

Patriot League Wins

1.	Army West Point	80
2.	Bucknell	79
3.	Navy	75
4.	American	75
5.	Holy Cross	55
6.	Lehigh	47
7.	Boston U.	32
8.	Loyola (Md.)	32
9.	Lafayette	31
	Colgate	31

Patriot League Win Percentage

1.	Army West Point	.739
2.	Bucknell	.718
3.	Navy	.692
4.	American	.685
5.	Holy Cross	.494
6.	Lehigh	.423
7.	Loyola (Md.)	.334
8.	Boston U.	.325
9.	Lafayette	.284
10.	Colgate	.273

Patriot League Tournament Game Wins

1.	American	9
	Army West Point	9
	Navy	9
4.	Bucknell	6
5.	Holy Cross	4
	Lehigh	4
7.	Colgate	3
	Loyola (Md.)	3
9.	Lafayette	2
10.	Boston U.	1



JEANINE RADICE

ASST. COACH/RECRUITING COORD. • SECOND SEASON AT BUCKNELL • FORDHAM '89

Jeanine Radice is set for her second season as an assistant coach on the Bucknell women's basketball staff, continuing her work with the guards and as the team's recruiting coordinator. She has 28 years of experience at the Division I level, including six appearances in the NCAA Tournament and eight in the WNIT.

The most recent WNIT appearance of Radice's career came last year in her first season as a Bucknell assistant coach. She helped guide the Bison to a 22-10 overall record, 15-3 mark in the Patriot League, and a spot in the WNIT, where they took on West Virginia in the opening round.

The Bison had three players earn All-Patriot League honors following the 2017-18 season, including a pair of guards. Junior Kate Walker was a First Team selection, while junior Kyi English earned a spot on the Third Team. Additionally, freshman guard Abby Kapp made the Patriot League All-Rookie Team.

Before Bucknell, Radice spent 21 seasons as an assistant coach at Delaware, helping the Blue Hens accumulate 408 wins, a .632 winning percentage, four NCAA Tournament berths, and seven appearances in the

WNIT. During a two-season stretch from 2011-13, Delaware went undefeated in the Colonial Athletic Association and posted an overall record of 63-6. Both seasons culminated with appearances in the NCAA Tournament.

The 2012-13 season was one of the greatest in the history of Delaware women's basketball. The team set a program record for wins in a season, going 32-4 on its way to a No. 6 seed in the NCAA Tournament. The Blue Hens opened with a 66-53 win over No. 11 West Virginia and followed that with a 78-69 upset win over No. 3 North Carolina to advance to the Sweet 16 for the first time in program history.


The memorable 2012-13 season came just one year after Delaware went 31-2. The Blue Hens made school history at the end of that season with a 73-42 win over Arkansas Little Rock in the opening round of the NCAA Tournament. It was the first ever postseason win by a women's basketball or men's basketball team at Delaware.

Prior to Delaware, Radice was an assistant coach at Seton Hall for two seasons. She helped guide the Pirates to back-to-back NCAA Tournament berths in 1994 and 1995. Radice also spent two seasons as an assistant coach at Marist.

Radice earned a Bachelor's degree in psychology from Fordham in 1989 and went on to earn a Master's degree in education at her alma mater in 1990.

A two-sport star in women's basketball and cross country for the Rams, Radice was inducted into the Fordham Athletics Hall of Fame in 1995. She was the 1989 MAAC Women's Basketball Player of the Year and the 1985 Rookie of the Year. A three-time First Team All-MAAC selection, Radice ranks second in program history in scoring with 2,417 career points and is the record holder in scoring average (21.8), 3-point field goal percentage (.475), and free throw percentage (.851).

Radice is a native of Staten Island, N.Y.



DARREN GUENSCH

ASSISTANT COACH • FIRST SEASON AT BUCKNELL • RADFORD '05

Darren Guensch is set for his first season as an assistant coach on the Bison women's basketball staff in 2018-19. He brings eight years of Division I coaching experience, including the past two seasons at East Carolina, in addition to four seasons in the role of director of basketball operations.

Guensch spent the past two seasons as an assistant coach/recruiting coordinator at East Carolina, where he helped the Pirates to the largest turnaround in the American Athletic Conference with a five-win improvement in league play from the 2016-17 season to the 2017-18 season. The 2017 recruiting class played a large part in that turnaround, accounting for 67 percent of the team's points and 54 percent of its rebounds.

Prior to his time at East Carolina, Guensch spent six seasons as an assistant coach at three different Division I schools – College of Charleston (2014-16), UNCG (2012-14), and VCU (2010-12). He also held the title of recruiting coordinator at both College of Charleston and UNCG.

Guensch mentored multiple players to major conference awards while at College of Charleston and UNCG.

Breanna Bolden was a two-time Colonial Athletic Association (CAA) Defensive Player of the Year and two-time All-CAA player for the Cougars, while Lucy Mason was the Southern Conference Freshman of the Year while Guensch was on staff and later went on to become the first CoSIDA Academic All-American in program history.

Guensch began his collegiate coaching career at VCU, where he spent the first two seasons as the director of basketball operations before being promoted to the coaching staff. The Rams went 86-47 during his four seasons with the team and qualified for four national postseason tournaments. They made their first ever NCAA Tournament in 2009 and followed that with three straight appearances in the WNIT. The Rams advanced to the WNIT Third Round in 2010 and 2012.

At VCU, Guensch was responsible for the player development of two CAA All-Rookie Team players and one two-time All-CAA guard.

Prior to his four years at VCU, Guensch served as the director of basketball operations for two seasons at George Mason. Before that he spent one season as an assistant coach for the Loudoun County High School girls basketball team.

Guensch graduated from Radford in 2005 with a bachelor's degree in exercise, sport and health education before earning a master's degree in the same discipline at George Mason in 2012. He married his wife, Devon, in 2007 and the couple welcomed their first child, Miles, in 2011 and their second, Layna, in 2016.



BRITTANY PINKNEY

ASSISTANT COACH • SECOND SEASON AT BUCKNELL • VCU '08

Brittany Pinkney is set to begin her second season as an assistant coach on the Bucknell women's basketball team. Pinkney, who spent the previous four seasons as an assistant at Mount St. Mary's, was the director of operations for the Bison in head coach Aaron Roussell's first season in Lewisburg in 2012-13.

Pinkney works with Bucknell's guards, a position group that had two representatives on the 2017-18 All-Patriot League Teams. Kate Walker showed drastic improvement while earning a spot on the First Team, and Kyi English was a Third Team selection. This came after a season in which the Bison went 22-10 overall, 15-10 in the Patriot League, earned an automatic bid to the WNIT.

During Pinkney's time at Mount St. Mary's, the Mountaineers racked up 48 wins, including 36 in league play. The team had three All-NEC selections during those four seasons, including two that were recruited by Pinkney. Two players reached 1,000 career points.

Pinkney's first season with The Mount resulted in a 19-14 record and the team's first ever appearance in the WNIT. The Mountaineers went 13-5 in the Northeast Conference that season.

Prior to joining Roussell's staff at Bucknell in 2012-13, Pinkney began her coaching career as a graduate assistant at Division III Salisbury. The Seagulls had a six-win improvement in her second season with the team, including a five-win turnaround in league play.

Pinkney was a four-year member of the VCU women's basketball team (2004-08) and served as a team captain her senior season. Following graduation, Pinkney went on to play professionally in the Extraliga League Women's Basketball in Rožňava, Slovakia from 2008-10.

Pinkney earned a degree in recreational parks and sport management from VCU in 2008. She added a master's in education at Salisbury in 2012.



RYLAND ADKINS

MANAGER OF OPERATIONS • SECOND SEASON AT BUCKNELL • MARYLAND '16

Ryland Adkins is set to begin her second season as the manager of basketball operations for Bucknell women's basketball.

In her first season with the Bison, the team earned an automatic bid to the WNIT while going 22-10 overall and 15-3 in the Patriot League.

Adkins joined the Bucknell staff after spending one season as the director of basketball operations at Furman. She worked with a Paladins team that finished in a tie for fourth in the Southern Conference.

Prior to Furman, Adkins worked integral roles for a highly successful Maryland team for five seasons, working as a student manager and then an intern for the director of operations following her graduation. During that time, the Terrapins won an ACC title, a Big Ten regular season title, a Big Ten Tournament title, and appeared in the NCAA Final Four twice.

Adkins earned a bachelor's degree in family science from Maryland in 2016. In addition to her work with women's basketball, she has spent time as the assistant director for the Magnolia Elementary Playground

Camp and as an intern teach assistant at St. Jerome Child Center.

JOHN STUDER

VIDEO COORDINATOR • FIRST SEASON AT BUCKNELL • ILLINOIS '81

John Studer joined the Bucknell women's basketball staff as a video coordinator prior to the 2018-19 season and brought with him 15 years of basketball-related experience.

For the past 15 years Studer served in various roles for the Mid-Penn Motion AAU Basketball Club. He was the vice president of the company from 2012-2017 and was a board member for the organization from 2003-2017. His main responsibility in those roles was to oversee strategy, direction, operations, and finances of the 25-team, non-profit AAU club.

Studer also served in an administrative role as the commissioner of girls basketball for Mid-Penn Motion from 2007-17. Additionally, he had multiple coaching jobs in the organization, working as the National College Showcase head coach from 2012-17 and the National Elite coach from 2003-11. Studer coached numerous Division I players in the National College Showcase.

**CAREER**

- 43 games played

2018-19 (FRESHMAN)

- Played all 18 games
- Scored a career-high seven points and added seven rebounds in a 56-47 win at Lafayette
- Had six points on 3-of-3 shooting in a 71-53 win over Lehigh
- Pulled down five rebounds in a 77-46 win at St. Bonaventure
- Followed that with five boards in an 81-43 win over Iona

2017-18 (FRESHMAN)

- Played 25 of 32 games, missing seven with an illness
- Averaged 1.1 points and 1.4 rebounds
- 22 of her 36 rebounds were offensive
- Made collegiate debut in 76-71 win at Rider, finishing with five points and eight rebounds, including six offensive boards
- Made postseason debut in 67-53 win over Holy Cross
- Also had eight rebounds, including six offensive boards in a 68-58 loss at American

HIGH SCHOOL

- Two-time all-state in Pennsylvania
- Finished career with 1,375 points, 806 rebounds, and 142 blocks

#3 TESSA BRUGLER

SOPHOMORE // 6-1 // F // NAZARETH, PA. // NAZARETH

2018-19 GAME-BY-GAME STATISTICS

Opponent	Min.	FG-A	Pct.	3FG-A	Pct.	FT-A	Pct.	Reb	A	TO	B	S	PTS
at Monmouth	11	1-2	.500	0-0	---	2-2	1.000	2	2	0	1	0	4
QUINNIPIAC	2	0-0	---	0-0	---	1-2	.500	0	0	0	0	0	1
at Drexel	17	1-4	.250	0-2	.000	0-0	---	2	0	1	0	0	2
at Syracuse	6	0-0	---	0-0	---	0-0	---	0	0	1	0	0	0
vs. UMass	9	2-3	.667	0-0	---	0-0	---	0	0	0	0	1	4
vs. Fairfield	7	1-2	.500	0-0	---	0-0	---	1	0	2	1	0	2
at Brown	7	0-0	---	0-0	---	0-0	---	0	1	0	0	0	0
at St. Bonaventure	11	1-1	1.000	0-0	---	0-0	---	5	2	0	0	0	2
IONA	13	1-1	1.000	0-0	---	0-0	---	5	2	2	1	1	2
RIDER	7	0-0	---	0-0	---	0-0	---	1	1	0	1	0	0
YOUNGSTOWN ST.	3	0-0	---	0-0	---	1-2	.500	3	1	1	0	2	1
at Iowa State	6	0-1	.000	0-0	---	0-0	---	2	0	2	0	0	0
AMERICAN	1	0-1	.000	0-0	---	0-0	---	2	1	0	0	0	0
BOSTON U.	3	0-1	.000	0-0	---	0-0	---	0	0	0	0	2	3
at Army	4	0-1	.000	0-0	---	0-0	---	2	0	1	0	0	0
at Lafayette	23	3-4	.750	0-1	.000	1-2	.500	7	2	0	0	1	7
LEHIGH	10	3-3	1.000	0-0	---	0-0	---	1	1	0	0	1	6
at Colgate	7	0-1	.000	0-0	---	1-2	.500	4	0	0	0	0	1
at Loyola (Md.)													
HOLY CROSS													
at Navy													
at Boston U.													
LAFAYETTE													
at Lehigh													
COLGATE													
LOYOLA (Md.)													
at Holy Cross													
NAVY													
at American													
ARMY													

2018-19 SEASON HIGHS

Points	7 (at Lafayette, 1/12/19)
Rebounds	7 (at Lafayette, 1/12/19)
FG Made	3 (2x, last vs. Lehigh, 1/16/19)
FG Attempted	4 (2x, last at Lafayette, 1/12/19)
3FG Made	--
3FG Attempted	2 (at Drexel, 11/15/18)
FT Made	2 (at Monmouth, 11/6/18)
FT Attempted	2 (5x, last at Colgate, 1/19/19)
Assists	2 (4x, last at Lafayette, 1/12/19)
Blocks	1 (4x, last vs. Rider, 12/15/18)
Steals	2 (2x, last vs. Boston U., 1/6/19)
Minutes	23 (at Lafayette, 1/12/19)

CAREER HIGHS

Points	7 (at Lafayette, 1/12/19)
Rebounds	8 (2x, last at Amer., 12/29/17)
FG Made	3 (3x, last vs. Lehigh, 1/16/19)
FG Attempted	5 (at American, 12/29/17)
3FG Made	1 (at Lafayette, 2/3/18)
3FG Attempted	2 (at Drexel, 11/15/18)
FT Made	3 (at Rider, 11/10/17)
FT Attempted	4 (at Rider, 11/10/17)
Assists	3 (vs. Loyola, 1/17/18)
Blocks	1 (7x, last vs. Rider, 12/15/18)
Steals	2 (3x, last vs. Boston U., 1/6/19)
Minutes	23 (at Lafayette, 1/12/19)

YEAR-BY-YEAR STATISTICS

Year	GP	GS	Min	Avg	FG	FGA	Pct	3FG	3FGA	Pct	FT	FTA	Pct	Reb	Avg	PF	FO	Ast	TO	Blk	Stl	Pts	Avg
2017-18	25	0	145	5.8	10	25	.400	1	4	.250	7	10	.700	36	1.4	16	0	7	13	4	6	28	1.1
2018-19	18	0	148	8.2	13	25	.520	0	3	.000	6	10	.600	34	1.9	33	0	13	10	4	8	32	1.8
TOTAL	43	0	293	6.8	23	50	.460	1	7	.143	13	20	.650	70	1.6	49	0	20	23	8	14	60	1.4



CAREER

- One-time Patriot League Academic Honor Roll
- 44 games played, including one start

2018-19 (SOPHOMORE)

- Played 17 of 18 games, including one start, and missed on gamee with an injury
- Multiple assists in six games
- Multiple steals in three games
- Career-high 12 points while shooting 8-11 from the line in a 90-62 win at Colgate
- Seven points in addition to four rebounds in a 91-78 win over Brown
- Made first career start in a 56-47 win at Lafayette
- Season-high five rebounds in a 71-53 win over Lehigh

2017-18 (FRESHMAN)

- Played in 27 games, including each of the final 14
- Averaged 1.5 points and 1.5 rebounds
- Played double-digit minutes in 10 of the final 11 games, including the WNIT game at West Virginia
- Tallied career-highs with five assists and three steals in a 59-52 win over Lehigh
- Scored first career points with two in a loss to Saint Joseph's
- Made collegiate debut in 76-71 win at Rider
- Made postseason debut in a 67-53 win over Holy Cross

HIGH SCHOOL

- All-state in Massachusetts
- Finished career with 1,074 points and 620 rebounds

#24 AUTUMN CEPPI
SOPHOMORE // 6-1 // F // BEDFORD, MASS. // DANA HALL

2018-19 GAME-BY-GAME STATISTICS

Opponent	Min.	FG-A	Pct.	3FG-A	Pct.	FT-A	Pct.	Reb	A	TO	B	S	PTS
at Monmouth	11	1-3	.333	0-0	---	0-0	---	1	2	1	0	2	2
QUINNIPIAC	16	1-2	.500	0-1	.000	0-0	---	1	0	0	1	0	2
at Drexel	---	---	---	---	---	---	---	---	---	---	---	---	---
at Syracuse	20	0-3	.000	0-2	.000	0-0	---	3	2	2	1	1	0
vs. UMass	13	1-3	.333	0-0	---	0-2	.000	4	2	1	1	1	2
vs. Fairfield	17	2-5	.400	0-0	---	0-2	.000	3	1	2	1	2	4
at Brown	19	3-4	.750	0-0	---	1-3	.333	4	1	4	0	1	7
at St. Bonaventure	16	1-3	.333	0-2	.000	4-4	1.000	4	2	2	0	2	6
IONA	15	1-4	.250	0-1	.000	0-0	---	2	0	0	0	0	2
RIDER	9	1-1	1.000	0-0	---	0-0	---	2	0	2	0	1	2
YOUNGSTOWN ST.	8	0-2	.000	0-1	.000	1-2	.500	0	0	1	0	0	1
at Iowa State	15	1-1	1.000	0-0	---	0-0	---	3	1	1	0	0	2
AMERICAN	16	1-2	.500	1-2	.500	3-4	.750	2	1	1	1	0	6
BOSTON U.	14	1-1	1.000	0-0	---	0-0	---	2	1	0	0	0	2
at Army	19	2-5	.400	1-1	1.000	2-2	1.000	1	1	0	0	1	7
at Lafayette	16	0-1	.000	0-0	---	0-0	---	1	0	3	0	0	0
LEHIGH	24	1-1	1.000	0-0	---	1-2	.500	5	2	4	0	1	3
at Colgate	15	2-5	.400	0-0	---	8-11	.727	4	3	1	1	1	12
at Loyola (Md.)													
HOLY CROSS													
at Navy													
at Boston U.													
LAFAYETTE													
at Lehigh													
COLGATE													
LOYOLA (Md.)													
at Holy Cross													
NAVY													
at American													
ARMY													

2018-19 SEASON HIGHS

Points	12 (at Colgate, 1/19/19)
Rebounds	5 (vs. Lehigh, 1/16/19)
FG Made	3 (at Brown, 11/25/18)
FG Attempted	5 (3x, last at Colgate, 1/19/19)
3FG Made	1 (2x, last at Army, 1/9/19)
3FG Attempted	2 (3x, last vs. American, 1/3/19)
FT Made	8 (at Colgate, 1/19/19)
FT Attempted	11 (at Colgate, 1/19/19)
Assists	3 (at Colgate, 1/19/19)
Blocks	1 (6x, last at Colgate, 1/19/19)
Steals	2 (3x, last at St. Bona., 11/29/18)
Minutes	24 (vs. Lehigh, 1/16/19)

CAREER HIGHS

Points	12 (at Colgate, 1/19/19)
Rebounds	5 (2x, last vs. Lehigh, 1/16/19)
FG Made	3 (at Brown, 11/25/18)
FG Attempted	5 (5x, last at Colgate, 1/19/19)
3FG Made	1 (4x, last at Army, 1/9/19)
3FG Attempted	3 (2x, last at Navy, 2/21/18)
FT Made	8 (at Colgate, 1/19/19)
FT Attempted	11 (at Colgate, 1/19/19)
Assists	5 (vs. Lehigh, 2/7/18)
Blocks	2 (vs. American, 2/24/18)
Steals	3 (vs. Lehigh, 2/7/18)
Minutes	24 (vs. Lehigh, 1/16/19)

YEAR-BY-YEAR STATISTICS

Year	GP	GS	Min	Avg	FG	FGA	Pct	3FG	3FGA	Pct	FT	FTA	Pct	Reb	Avg	PF	FO	Ast	TO	Blk	Stl	Pts	Avg
2017-18	27	0	226	8.4	12	42	.286	2	17	.118	15	22	.682	41	1.5	35	0	18	18	7	10	41	1.5
2018-19	17	1	263	15.5	19	46	.413	2	10	.200	20	32	.625	42	2.5	41	1	19	25	6	13	60	3.5
TOTAL	44	1	489	11.1	31	88	.352	4	27	.148	35	54	.648	83	1.9	76	1	37	43	13	23	101	2.3

**CAREER**

- 99 games played, including 27 starts
- Two-time Patriot League Academic Honor Roll

2018-19 (SENIOR)

- Team captain
- Played 17 of 18 games
- Played season-high 17 minutes and had two steals in a 56-47 win at Lafayette
- Hit a 3-pointer in an 81-43 win over Iona

2017-18 (JUNIOR)

- Played all 32 games, including starts in the final 27
- Averaged 2.7 points and 2.1 rebounds
- Shot 37 percent (13-35) from beyond the arc
- Made first career start and scored a season-high seven points in a 66-60 win at Youngstown State
- Season-high seven rebounds in wins over Colgate and Navy

2016-17 (SOPHOMORE)

- Played in 25 games, missing two with illness
- Made two 3-pointers and scored a season-high six points in a 73-54 win over Lehigh
- Patriot League Academic Honor Roll

2015-16 (FRESHMAN)

- Appeared in 25 games, averaging 1.3 points and 0.8 rebounds
- Made collegiate debut at No. 3 Notre Dame, hitting a 3-pointer for her first career points
- Scored season-high eight points in a 71-45 win over Mount St. Mary's
- Made seven 3-pointers on the season

HIGH SCHOOL

- Two-time all-league and All-San Diego
- Eclipsed 1,000-point milestone in three seasons of varsity play

#13 RACHEL DUMIAK

SENIOR // 5-11 // G // CARLSBAD, CALIF. // LA COSTA CANYON

2018-19 GAME-BY-GAME STATISTICS

Opponent	Min.	FG-A	Pct.	3FG-A	Pct.	FT-A	Pct.	Reb	A	TO	B	S	PTS
at Monmouth	5	0-1	.000	0-1	.000	0-0	---	0	1	0	0	0	0
QUINNIPIAC	1	0-0	---	0-0	---	0-0	---	0	0	0	0	0	0
at Drexel	4	0-0	---	0-0	---	0-0	---	0	0	0	0	0	0
at Syracuse	---	---	---	---	---	---	---	---	---	---	---	---	---
vs. UMass	4	0-0	---	0-0	---	0-0	---	0	0	0	0	0	0
vs. Fairfield	7	0-0	---	0-0	---	0-0	---	0	0	0	0	0	0
at Brown	1	0-0	---	0-0	---	0-0	---	0	0	0	0	0	0
at St. Bonaventure	7	0-2	.000	0-1	.000	0-0	---	0	0	1	0	1	0
IONA	11	1-2	.500	1-1	1.000	0-0	---	0	0	0	0	1	3
RIDER	7	1-1	1.000	0-0	---	0-0	---	0	0	1	1	1	2
YOUNGSTOWN ST.	3	0-1	.000	0-1	.000	0-0	---	0	0	0	0	0	0
at Iowa State	5	0-1	.000	0-0	---	0-0	---	3	0	0	0	0	0
AMERICAN	3	0-0	---	0-0	---	0-0	---	0	0	0	0	0	0
BOSTON U.	2	0-0	---	0-0	---	0-0	---	0	0	0	0	0	0
at Army	11	0-0	---	0-0	---	0-0	---	1	0	0	1	0	0
at Lafayette	17	0-2	.000	0-1	.000	0-0	---	1	1	1	0	2	0
LEHIGH	5	0-0	---	0-0	---	0-0	---	1	0	0	0	0	0
at Colgate	4	0-0	---	0-0	---	0-0	---	1	0	1	0	0	0
at Loyola (Md.)													
HOLY CROSS													
at Navy													
at Boston U.													
LAFAYETTE													
at Lehigh													
COLGATE													
LOYOLA (Md.)													
at Holy Cross													
NAVY													
at American													
ARMY													

2018-19 SEASON HIGHS

Points	3 (vs. Iona, 12/2/18)
Rebounds	3 (at Iowa State, 12/29/18)
FG Made	1 (2x, last vs. Rider, 12/15/18)
FG Attempted	2 (3x, last at Lafayette, 1/12/19)
3FG Made	1 (vs. Iona, 12/2/18)
3FG Attempted	1 (5x, last at Lafayette, 1/12/19)
FT Made	--
FT Attempted	--
Assists	1 (2x, last at Lafayette, 1/12/19)
Blocks	1 (2x, last at Army, 1/9/19)
Steals	2 (at Lafayette, 1/12/19)
Minutes	17 (at Lafayette, 1/12/19)

CAREER HIGHS

Points	8 (vs. Mt. St. Mary's, 11/24/15)
Rebounds	7 (at Colgate, 2/10/18)
FG Made	3 (2x, last at YSU, 11/24/17)
FG Attempted	7 (at Colgate, 2/10/18)
3FG Made	2 (4x, last vs. Lafayette, 2/8/18)
3FG Attempted	5 (at UMBC, 12/8/15)
FT Made	2 (7x, last vs. Navy, 3/8/18)
FT Attempted	2 (16x, last vs. Navy, 3/8/18)
Assists	4 (2x, last at Amer., 12/29/17)
Blocks	1 (3x, last at Army, 1/9/19)
Steals	3 (at Boston U., 1/2/18)
Minutes	27 (2x, last vs. Navy, 3/8/18)

YEAR-BY-YEAR STATISTICS

Year	GP	GS	Min	Avg	FG	FGA	Pct	3FG	3FGA	Pct	FT	FTA	Pct	Reb	Avg	PF	FO	Ast	TO	Blk	Stl	Pts	Avg
2015-16	25	0	151	6.0	11	31	.355	7	21	.333	3	6	.500	19	0.8	17	0	9	19	0	7	32	1.3
2016-17	25	0	181	7.2	7	37	.189	4	22	.182	5	8	.625	23	0.9	16	0	15	14	0	4	23	0.9
2017-18	32	27	537	16.8	30	76	.395	13	35	.371	14	19	.737	68	2.1	26	0	24	26	1	16	87	2.7
2018-19	17	0	97	5.7	2	10	.200	1	5	.200	0	0	.000	7	0.4	3	0	2	4	2	5	5	0.3
TOTAL	99	27	966	9.8	50	154	.325	25	83	.301	22	33	.667	117	1.2	62	0	50	63	3	32	147	1.5



#2 KYI ENGLISH

SENIOR // 5-5 // G // EAST ORANGE, N.J. // EAST ORANGE

2018-19 GAME-BY-GAME STATISTICS

Opponent	Min.	FG-A	Pct.	3FG-A	Pct.	FT-A	Pct.	Reb	A	TO	B	S	PTS
at Monmouth	20	3-4	.750	0-1	.000	0-0	---	1	1	2	0	0	6
QUINNIPIAC	25	4-10	.400	0-1	.000	4-6	.667	4	8	3	0	4	12
at Drexel	22	1-3	.333	0-0	---	0-0	---	0	0	5	0	1	2
at Syracuse	36	3-11	.273	1-4	.250	3-4	.750	2	4	6	0	5	10
vs. UMass	27	5-8	.625	3-4	.750	1-2	.500	3	7	0	0	3	14
vs. Fairfield	24	2-2	1.000	0-0	---	3-4	.750	0	0	1	0	1	7
at Brown	25	2-5	.400	1-2	.500	0-0	---	6	4	2	0	0	5
at St. Bonaventure	23	1-6	.167	1-3	.333	2-2	1.000	1	4	2	0	2	5
IONA	17	1-6	.167	0-1	.000	5-6	.833	0	3	1	0	3	7
RIDER	24	3-4	.750	0-0	---	2-2	1.000	8	2	1	1	1	8
YOUNGSTOWN ST.	27	7-17	.412	1-5	.200	5-6	.833	7	1	3	0	0	20
at Iowa State	18	1-11	.091	0-3	.000	0-0	---	4	2	1	0	0	2
AMERICAN	27	4-10	.400	0-1	.000	0-0	---	4	2	4	0	0	8
BOSTON U.	29	5-16	.313	1-6	.167	2-4	.500	2	1	2	0	0	13
at Army	29	1-4	.250	0-2	.000	0-0	---	2	7	3	0	2	2
at Lafayette	22	1-6	.167	0-0	---	0-0	---	1	1	0	0	3	2
LEHIGH	16	1-6	.167	0-0	---	4-4	1.000	2	1	2	0	2	6
at Colgate	26	1-7	.143	0-2	.000	0-0	---	3	5	2	0	1	2
at Loyola (Md.)													
HOLY CROSS													
at Navy													
at Boston U.													
LAFAYETTE													
at Lehigh													
COLGATE													
LOYOLA (Md.)													
at Holy Cross													
NAVY													
at American													
ARMY													

CAREER

- Third Team All-Patriot League (2018)
- Patriot League All-Rookie Team (2016)
- Patriot League All-Tournament Team (2016)
- 112 games played, including 94 starts
- 923 career points

2018-19 (SENIOR)

- Team captain
- Started all 18 games
- Season-high 20 points in addition to seven rebounds in a 73-68 win over Youngstown St.
- Eight games with at least three assists, including a career-high eight in addition to four steals and 12 points in a 75-38 win over Quinnipiac
- Career-high five steals in a 70-56 loss at #18 Syracuse
- 14 points, seven assists, three steals, and no turnovers in a 77-58 win over UMass
- Career-high eight rebounds in addition to eight points in an 80-59 win over Rider

2017-18 (JUNIOR)

- Third Team All-Patriot League
- Started all 32 games, averaging 10.0 points, 2.8 rebounds, and 2.5 assists
- Averaged 8.9 points and 2.3 assists in 18 league games
- Double-digit scoring in 15 games, including a career-high 25 points against Drexel
- Had 11 games with at least four assists, including a season-high seven in a win over Binghamton
- Tallied double-digit made throws twice

2016-17 (SOPHOMORE)

- Played in 31 games, including 30 starts, missing two with illness.
- Averaged 7.9 points, 2.4 rebounds, and 1.8 assists, including 9.7 points in the Patriot League Tournament

2015-16 (FRESHMAN)

- Patriot League All-Rookie Team
- Patriot League All-Tournament Team
- Played in 31 games, including 14 starts, averaging 7.4 points and 2.3 assists
- Scored in double-digits 10 times, including all four postseason games.

HIGH SCHOOL

- Two-time All-State in New Jersey.

2018-19 SEASON HIGHS

Points	20 (vs. YSU, 12/18/18)
Rebounds	8 (vs. Rider, 12/15/18)
FG Made	7 (vs. YSU, 12/18/18)
FG Attempted	17 (vs. YSU, 12/18/18)
3FG Made	3 (vs. UMass, 11/23/18)
3FG Attempted	6 (vs. Boston U., 1/6/19)
FT Made	5 (2x, last vs. YSU, 12/18/18)
FT Attempted	6 (3x, last vs. YSU, 12/18/18)
Assists	8 (vs. Quinnipiac, 11/11/18)
Blocks	1 (vs. Rider, 12/15/18)
Steals	5 (at Syracuse, 11/18/18)
Minutes	36 (at Syracuse, 11/18/18)

CAREER HIGHS

Points	25 (at Drexel, 11/18/17)
Rebounds	8 (vs. Rider, 12/15/18)
FG Made	9 (at Drexel, 11/18/17)
FG Attempted	17 (3x, last vs. YSU, 12/18/18)
3FG Made	3 (6x, last vs. UMass, 11/23/18)
3FG Attempted	8 (2x, last at St. Bona., 12/6/16)
FT Made	10 (2x, last at Iona, 12/3/17)
FT Attempted	15 (at Rider, 11/10/17)
Assists	8 (vs. Quinnipiac, 11/11/18)
Blocks	1 (5x, last vs. Rider, 12/15/18)
Steals	5 (at Syracuse, 11/18/18)
Minutes	40 (2x, last vs. Bing., 11/11/16)

YEAR-BY-YEAR STATISTICS

Year	GP	GS	Min	Avg	FG	FGA	Pct	3FG	3FGA	Pct	FT	FTA	Pct	Reb	Avg	PF	FO	Ast	TO	Blk	Stl	Pts	Avg
2015-16	31	14	785	25.3	76	191	.398	31	82	.378	45	63	.714	55	1.8	60	0	70	77	1	27	228	7.4
2016-17	31	30	940	30.3	87	241	.361	30	93	.323	40	58	.690	75	2.4	56	0	56	88	2	22	244	7.9
2017-18	32	32	957	29.9	109	279	.391	21	77	.273	81	104	.779	90	2.8	47	1	80	80	1	36	320	10.0
2018-19	18	18	437	24.3	46	136	.338	8	35	.229	31	40	.775	50	2.8	32	1	53	40	1	28	131	7.3
TOTAL	112	94	3119	27.8	318	847	.375	90	287	.314	197	265	.743	270	2.4	195	2	259	285	5	113	923	8.2

**CAREER**

- 75 games played, including one start
- Two-time Patriot League Academic Honor Roll

2018-19 (JUNIOR)

- Played in 14 of 18 games
- Scored five points in a season-opening 70-32 win at Monmouth
- Scored five points in a 77-46 win at St. Bonaventure

2017-18 (SOPHOMORE)

- Played in 32 games, missing two with an injury, and averaged 3.2 points and 0.8 rebounds
- Scored a season-high 10 points on 4-of-5 shooting in a 76-57 win over Canisius
- Had career-highs in rebounds (4) and steals (3) in a 63-52 win over Akron

2016-17 (FRESHMAN)

- Played in 31 games, including one start.
- Averaged 2.9 points and 0.5 rebounds
- Scored seven points on 3-of-3 shooting in just five minutes in her postseason debut, a 75-72 win over Loyola in the quarterfinals
- Scored career-high 12 points while making first career start in a 69-64 win over Manhattan
- Scored nine points in just 10 minutes against No. 3 Maryland in the NCAA Tournament First Round
- Made collegiate debut and contributed an assist in a season-opening 67-57 win at Binghamton
- Scored first career points with two in a 67-36 win over NJIT in the home opener

HIGH SCHOOL

- All-State in Arkansas
- Led team to state title
- Graduated as team's all-time leading scorer with more than 2,000 points.

#4 GIA HAYES

JUNIOR // 5-8 // G // MAUMELLE, ARK. // eSTEM HIGH PUBLIC CHARTER

2018-19 GAME-BY-GAME STATISTICS

Opponent	Min.	FG-A	Pct.	3FG-A	Pct.	FT-A	Pct.	Reb	A	TO	B	S	PTS
at Monmouth	8	2-3	.667	1-1	1.000	0-0	---	0	0	1	0	0	5
QUINNIPIAC	1	0-0	---	0-0	---	0-0	---	0	0	0	0	0	0
at Drexel	10	1-2	.500	0-0	---	1-2	.500	0	2	2	0	1	3
at Syracuse	---	---	---	---	---	---	---	---	---	---	---	---	---
vs. UMass	5	0-2	.000	0-0	---	0-0	---	0	0	0	0	0	0
vs. Fairfield	4	0-0	---	0-0	---	2-2	1.000	0	0	1	0	0	2
at Brown	---	---	---	---	---	---	---	---	---	---	---	---	---
at St. Bonaventure	6	2-2	1.000	1-1	1.000	0-0	---	0	0	1	0	0	5
IONA	13	1-4	.250	0-3	.000	1-1	1.000	0	1	0	0	0	3
RIDER	5	1-1	1.000	0-0	---	1-2	.500	1	0	0	0	0	3
YOUNGSTOWN ST.	---	---	---	---	---	---	---	---	---	---	---	---	---
at Iowa State	3	0-1	.000	0-1	.000	1-2	.500	0	0	0	0	0	1
AMERICAN	1	1-2	.500	1-1	1.000	0-0	---	0	0	0	0	0	3
BOSTON U.	1	0-1	.000	0-1	.000	0-0	---	0	0	0	0	0	0
at Army	2	0-0	---	0-0	---	0-0	---	0	0	0	0	0	0
at Lafayette	---	---	---	---	---	---	---	---	---	---	---	---	---
LEHIGH	2	0-0	---	0-0	---	0-0	---	0	0	0	0	0	0
at Colgate	3	0-0	---	0-0	---	0-0	---	0	0	0	0	0	0
at Loyola (Md.)													
HOLY CROSS													
at Navy													
at Boston U.													
LAFAYETTE													
at Lehigh													
COLGATE													
LOYOLA (Md.)													
at Holy Cross													
NAVY													
at American													
ARMY													

2018-19 SEASON HIGHS

Points	5 (2x, last at St. Bona., 11/29/18)
Rebounds	1 (vs. Rider, 12/15/18)
FG Made	2 (2x, last at St. Bona., 11/29/18)
FG Attempted	4 (vs. Iona, 12/2/18)
3FG Made	1 (2x, last vs. American, 1/3/19)
3FG Attempted	3 (vs. Iona, 12/2/18)
FT Made	2 (vs. Fairfield, 11/24/18)
FT Attempted	2 (3x, last vs. Rider, 12/15/18)
Assists	2 (at Drexel, 11/15/18)
Blocks	---
Steals	1 (at Drexel, 11/15/18)
Minutes	13 (vs. Iona, 12/2/18)

CAREER HIGHS

Points	12 (vs. Manhattan, 12/20/16)
Rebounds	4 (2x, last vs. Bing., 11/29/17)
FG Made	5 (vs. Manhattan, 12/20/16)
FG Attempted	12 (vs. Manhattan, 12/20/16)
3FG Made	2 (3x, last vs. Canisius, 11/26/17)
3FG Attempted	7 (vs. Manhattan, 12/20/16)
FT Made	3 (at Rider, 11/10/17)
FT Attempted	4 (at Rider, 11/10/17)
Assists	3 (vs. Akron, 11/12/17)
Blocks	1 (4x, last vs. Navy, 3/8/18)
Steals	3 (vs. Akron, 11/12/17)
Minutes	37 (vs. Manhattan, 12/20/16)

YEAR-BY-YEAR STATISTICS

Year	GP	GS	Min	Avg	FG	FGA	Pct	3FG	3FGA	Pct	FT	FTA	Pct	Reb	Avg	PF	FO	Ast	TO	Blk	Stl	Pts	Avg
2016-17	31	1	344	11.1	35	92	.380	14	39	.359	7	13	.538	15	0.5	24	0	16	23	3	5	91	2.9
2017-18	30	0	305	10.2	37	96	.385	7	23	.304	16	32	.500	23	0.8	30	0	13	27	1	11	97	3.2
2018-19	14	0	65	4.6	8	18	.444	3	8	.375	6	9	.667	1	0.1	9	0	3	5	0	1	25	1.8
TOTAL	75	1	714	9.5	80	206	.388	24	70	.343	29	54	.537	39	0.5	63	0	32	55	4	17	213	2.8



CAREER

- 43 games played

2018-19 (SOPHOMORE)

- Played all 18 games
- At least one 3-pointer in 12 games and multiple 3s in five games
- Perfect 4-for-4 from beyond the arc while scoring 12 points in a 90-62 win at Colgate
- Scored career-high 14 points in a 77-46 win at St. Bonaventure
- Hit three 3-pointers and scored nine points in a 77-58 win over UMass
- Scored eight points on 3-of-4 shooting in a 70-56 loss at #18 Syracuse
- Career-high four assists in an 86-61 loss at Iowa State

2017-18 (FRESHMAN)

- Played in 25 games, averaging 1.6 points and 0.6 rebounds
- Scored season-high 13 points while shooting 4-for-4 from the field, 3-for-3 from beyond the arc, and 2-for-2 from the line in an 83-53 win over Lafayette
- Scored nine points on 3-of-4 shooting from beyond the arc in a 64-59 win over Binghamton
- Made collegiate debut at home against St. Bonaventure
- Made postseason debut and scored two points in a 67-53 win over Holy Cross in the PL quarterfinals
- Scored first career points with a 3-pointer in a 66-60 win at Youngstown State

HIGH SCHOOL

- Northern Kentucky Player of the Year
- Finished career with 2,126 points and 317 3-pointers

#23 ALLY JOHNSON

SOPHOMORE // 5-10 // G // FORT MITCHELL, KY. // BEECHWOOD

2018-19 GAME-BY-GAME STATISTICS

Opponent	Min.	FG-A	Pct.	3FG-A	Pct.	FT-A	Pct.	Reb	A	TO	B	S	PTS
at Monmouth	13	0-2	.000	0-1	.000	0-0	---	3	0	2	0	1	0
QUINNIPIAC	10	1-2	.500	1-2	.500	0-0	---	0	0	0	0	0	3
at Drexel	15	1-2	.500	1-1	1.000	0-0	---	0	0	2	0	0	3
at Syracuse	16	3-4	.750	2-3	.667	0-0	---	3	1	3	0	0	8
vs. UMass	19	3-5	.600	3-5	.600	0-0	---	1	1	0	0	1	9
vs. Fairfield	21	3-5	.600	1-3	.333	0-0	---	0	0	1	0	1	7
at Brown	19	1-4	.250	1-2	.500	4-4	1.000	1	3	0	0	1	7
at St. Bonaventure	20	5-9	.556	3-6	.500	1-2	.500	3	0	1	0	0	14
IONA	20	3-7	.429	2-5	.400	1-1	1.000	2	2	0	0	0	9
RIDER	18	3-10	.300	0-5	.000	0-0	---	1	0	0	0	0	6
YOUNGSTOWN ST.	18	1-4	.250	0-0	---	0-0	---	2	0	1	1	1	2
at Iowa State	19	0-5	.000	0-3	.000	2-2	1.000	2	4	1	0	0	2
AMERICAN	23	2-3	.667	1-2	.500	0-0	---	1	1	0	0	0	5
BOSTON U.	20	0-2	.000	0-1	.000	0-0	---	0	0	0	0	0	0
at Army	14	0-2	.000	0-1	.000	0-0	---	0	1	1	1	1	0
at Lafayette	5	1-2	.500	1-2	.500	0-0	---	0	0	1	0	0	3
LEHIGH	5	1-1	1.000	1-1	1.000	0-0	---	2	0	0	0	0	3
at Colgate	16	4-7	.571	4-4	1.000	0-0	---	1	2	1	0	0	12
at Loyola (Md.)													
HOLY CROSS													
at Navy													
at Boston U.													
LAFAYETTE													
at Lehigh													
COLGATE													
LOYOLA (Md.)													
at Holy Cross													
NAVY													
at American													
ARMY													

2018-19 SEASON HIGHS

Points	14 (at St. Bonaventure, 11/29/18)
Rebounds	3 (3x, last at St. Bona., 11/29/18)
FG Made	5 (at St. Bonaventure, 11/29/18)
FG Attempted	10 (vs. Rider, 12/15/18)
3FG Made	4 (at Colgate, 1/19/19)
3FG Attempted	6 (at St. Bonaventure, 11/29/18)
FT Made	4 (at Brown, 11/25/18)
FT Attempted	4 (at Brown, 11/25/18)
Assists	4 (at Iowa State, 12/29/18)
Blocks	1 (2x, last at Army, 1/9/19)
Steals	1 (6x, last at Army, 1/9/19)
Minutes	23 (vs. American, 1/3/19)

CAREER HIGHS

Points	14 (at St. Bonaventure, 11/29/18)
Rebounds	3 (3x, last at St. Bona., 11/29/18)
FG Made	5 (at St. Bonaventure, 11/29/18)
FG Attempted	10 (vs. Rider, 12/15/18)
3FG Made	4 (at Colgate, 1/19/19)
3FG Attempted	6 (at St. Bonaventure, 11/29/18)
FT Made	4 (at Brown, 11/25/18)
FT Attempted	4 (at Brown, 11/25/18)
Assists	4 (at Iowa State, 12/29/18)
Blocks	1 (3x, last at Army, 1/9/19)
Steals	1 (7x, last at Army, 1/9/19)
Minutes	23 (vs. American, 1/3/19)

YEAR-BY-YEAR STATISTICS

Year	GP	GS	Min	Avg	FG	FGA	Pct	3FG	3FGA	Pct	FT	FTA	Pct	Reb	Avg	PF	FO	Ast	TO	Blk	Stl	Pts	Avg
2017-18	25	0	180	7.2	13	45	.289	9	33	.273	6	8	.750	15	0.6	9	0	10	15	1	2	41	1.6
2018-19	18	0	291	16.2	32	76	.421	21	47	.447	8	9	.889	22	1.2	23	0	15	14	2	6	93	5.2
TOTAL	43	0	471	11.0	45	121	.372	30	80	.375	14	17	.824	37	0.9	32	0	25	29	3	8	134	3.1



#25 ABBY KAPP

SOPHOMORE // 6-0 // F // BARTO, PA. // BOYERTOWN

2018-19 GAME-BY-GAME STATISTICS

Opponent	Min.	FG-A	Pct.	3FG-A	Pct.	FT-A	Pct.	Reb	A	TO	B	S	PTS
at Monmouth	22	3-4	.750	3-3	1.000	0-0	---	2	3	2	0	2	9
QUINNIPIAC	28	3-8	.375	2-6	.333	0-0	---	3	1	1	0	3	8
at Drexel	22	1-5	.200	1-3	.333	1-2	.500	2	1	0	1	1	4
at Syracuse	23	4-9	.444	3-8	.375	0-0	---	3	1	7	1	1	11
vs. UMass	27	7-17	.412	5-12	.417	0-0	---	2	2	2	2	1	19
vs. Fairfield	24	5-9	.556	2-4	.500	0-0	---	2	1	1	1	1	12
at Brown	36	6-11	.545	5-8	.625	0-0	---	5	1	2	0	3	17
at St. Bonaventure	26	4-9	.444	4-6	.667	0-0	---	3	1	1	0	1	12
IONA	22	2-6	.333	2-6	.333	0-0	---	3	0	2	1	1	6
RIDER	22	4-7	.571	4-6	.667	4-4	1.000	3	0	1	1	3	16
YOUNGSTOWN ST.	28	2-7	.286	1-5	.200	2-3	.667	2	2	0	0	2	7
at Iowa State	17	1-7	.143	1-5	.200	0-0	---	3	1	1	0	1	3
AMERICAN	18	4-6	.667	4-5	.800	0-0	---	1	2	0	2	1	12
BOSTON U.	28	2-9	.222	0-6	.000	4-4	1.000	7	1	1	2	4	8
at Army	19	4-8	.500	3-7	.429	0-0	---	3	1	0	1	0	11
at Lafayette	14	0-3	.000	0-3	.000	0-0	---	2	0	1	1	0	0
LEHIGH	23	1-6	.167	0-4	.000	0-1	.000	2	1	2	0	2	2
at Colgate	21	5-10	.500	3-7	.429	0-0	---	4	1	0	1	1	13
at Loyola (Md.)													
HOLY CROSS													
at Navy													
at Boston U.													
LAFAYETTE													
at Lehigh													
COLGATE													
LOYOLA (Md.)													
at Holy Cross													
NAVY													
at American													
ARMY													

CAREER

- Patriot League All-Rookie Team (2018)
- One-time Patriot League Academic Honor Roll
- 50 games played, including 23 starts

2018-19 (SOPHOMORE)

- Started all 18 games
- Shooting 41% (43-104) on 3-pointers
- At least one 3-pointer in 15 games and multiple 3-pointers in 12 games
- Hit five 3-pointers and scored career-high 19 points, including 16 in the first half in a 77-58 win over UMass
- Scored 17 points and had three steals in a 91-78 win over Brown
- Scored 12 points, including eight in the first quarter the following game, a 77-54 win over Fairfield
- Made 4-of-6 3-pointers and scored 12 points in a 77-46 win at St. Bonaventure
- Shot 3-for-3 from beyond the arc and scored nine points in a season-opening 70-32 win at Monmouth
- Made 4-of-6 3-pointers and scored 16 points in an 80-59 win over Rider
- Made 4-of-5 3-pointers in a 71-56 win over American

2017-18 (FRESHMAN)

- Patriot League All-Rookie Team
- Played all 32 games, including starts in the first five, averaging 4.5 points and 2.8 rebounds
- One-time Patriot League Rookie of the Week
- Shot 35 percent (24-68) from beyond the arc
- Scored career-high 15 points while shooting 6-7 from the field and 3-4 from beyond the arc in an 83-53 win over Lafayette.
- Scored 11 points and added six rebounds in a 71-47 win at Holy Cross
- Four games with double-digit points
- Made collegiate debut and made first career start in 76-71 win at Rider, scoring five points

HIGH SCHOOL

- All-state in Pennsylvania
- Finished career with 1,671 points and 1,080 rebounds

2018-19 SEASON HIGHS

Points	19 (vs. UMass, 11/23/18)
Rebounds	7 (vs. Boston U., 1/6/19)
FG Made	7 (vs. UMass, 11/23/18)
FG Attempted	17 (vs. UMass, 11/23/18)
3FG Made	5 (2x, last at Brown, 11/25/18)
3FG Attempted	12 (vs. UMass, 11/23/18)
FT Made	4 (2x, last vs. Boston U., 1/6/19)
FT Attempted	4 (2x, last vs. Boston U., 1/6/19)
Assists	3 (at Monmouth, 11/6/18)
Blocks	2 (2x, last vs. American, 1/3/19)
Steals	4 (vs. Boston U., 1/6/19)
Minutes	36 (at Brown, 11/25/18)

CAREER HIGHS

Points	19 (vs. UMass, 11/23/18)
Rebounds	7 (vs. Boston U., 1/6/19)
FG Made	7 (vs. UMass, 11/23/18)
FG Attempted	17 (vs. UMass, 11/23/18)
3FG Made	5 (vs. UMass, 11/23/18)
3FG Attempted	12 (vs. UMass, 11/23/18)
FT Made	4 (2x, last vs. Boston U., 1/6/19)
FT Attempted	4 (2x, last vs. Boston U., 1/6/19)
Assists	3 (at Monmouth, 11/6/18)
Blocks	2 (5x, last vs. American, 1/3/19)
Steals	4 (vs. Boston U., 1/6/19)
Minutes	36 (at Brown, 11/25/18)

YEAR-BY-YEAR STATISTICS

Year	GP	GS	Min	Avg	FG	FGA	Pct	3FG	3FGA	Pct	FT	FTA	Pct	Reb	Avg	PF	FO	Ast	TO	Blk	Stl	Pts	Avg
2017-18	32	5	449	14.0	52	146	.356	24	68	.353	16	22	.727	90	2.8	48	2	30	45	10	17	144	4.5
2018-19	18	18	422	23.4	58	141	.411	43	104	.413	11	14	.786	52	2.9	41	2	20	24	14	28	170	9.4
TOTAL	50	23	871	17.4	110	287	.383	67	172	.390	27	36	.750	142	2.8	89	4	50	69	24	45	314	6.3



#40 ELLIE MACK

JUNIOR // 6-3 // F // PAOLI, PA.// CONESTOGA

2018-19 GAME-BY-GAME STATISTICS

Opponent	Min.	FG-A	Pct.	3FG-A	Pct.	FT-A	Pct.	Reb	A	TO	B	S	PTS
at Monmouth	21	4-7	.571	1-2	.500	0-0	---	7	1	1	1	1	9
QUINNIPIAC	28	3-6	.500	2-2	1.000	3-4	.750	8	1	4	2	0	11
at Drexel	26	3-9	.333	0-4	.000	0-0	---	6	5	2	2	0	6
at Syracuse	28	4-9	.444	1-3	.333	2-2	1.000	5	2	2	2	0	11
vs. UMass	24	2-4	.500	0-0	---	0-0	---	8	4	2	2	1	4
vs. Fairfield	22	7-9	.778	2-2	1.000	3-4	.750	7	4	0	0	3	19
at Brown	25	6-14	.429	0-4	.000	0-0	---	9	4	5	2	1	12
at St. Bonaventure	26	4-11	.364	1-3	.333	3-4	.750	3	0	0	0	0	12
IONA	23	5-8	.625	1-3	.333	0-0	---	12	3	0	0	1	11
RIDER	30	3-6	.500	0-2	.000	1-2	.500	5	5	1	2	3	7
YOUNGSTOWN ST.	27	5-11	.455	1-3	.333	0-0	---	4	1	2	0	1	11
at Iowa State	29	5-11	.455	1-3	.333	2-3	.667	6	0	2	2	1	13
AMERICAN	31	5-10	.500	1-3	.333	3-4	.750	6	2	3	3	1	14
BOSTON U.	27	5-12	.417	1-3	.333	2-2	1.000	5	1	0	0	0	13
at Army	28	5-11	.455	3-4	.750	2-2	1.000	12	2	2	1	1	15
at Lafayette	---	---	---	---	---	---	---	---	---	---	---	---	---
LEHIGH	12	2-4	.500	1-1	1.000	1-3	.333	3	3	3	2	1	6
at Colgate	27	8-13	.615	1-3	.333	2-3	.667	9	0	3	0	1	19
at Loyola (Md.)													
HOLY CROSS													
at Navy													
at Boston U.													
LAFAYETTE													
at Lehigh													
COLGATE													
LOYOLA (Md.)													
at Holy Cross													
NAVY													
at American													
ARMY													

CAREER

- Two-time Patriot League Academic Honor Roll
- 49 games played, including 17 starts

2018-19 (JUNIOR)

- Started 17 games and missed one with an injury
- 12 games with double-digit points
- First career double-double with 11 points and 12 rebounds in an 81-43 win over Iona
- Double-double with 15 points and 12 rebounds, including 13 points and 11 boards in the first half in a 66-52 win at Army
- Scored 19 points on 7-of-9 shooting and added seven rebounds, four assists, and three steals in a 77-54 win over Fairfield
- Matched season-high with 19 points and added nine boards in a 90-62 win at Colgate
- Team-high 14 points and had six boards and three blocks in a 71-56 win over American
- Made first career start and finished with nine points and seven rebounds in a season-opening 70-32 win at Monmouth
- Totaled 11 points and eight rebounds in a 75-58 win over Quinnipiac
- Career-high five assists in a loss at Drexel and in an 80-59 win over Rider

2017-18 (SOPHOMORE)

- Played all 32 games, averaging 5.8 points and 2.9 rebounds
- Shot 47 percent (73-155) from the field and 37 percent (22-59) from beyond the arc
- Eight games with double-digit points
- Scored career-high 20 points, including 15 in the second half, in a loss at Lehigh.
- Made collegiate debut in 76-71 win at Rider, totaling 12 points and five rebounds
- Made postseason debut and scored six points in a 67-53 win over Holy Cross in the PL quarterfinal

2016-17 (FRESHMAN)

- Missed season with an injury

HIGH SCHOOL

- All-State in Pennsylvania.
- Scored 1,001 career points despite missing junior season with an injury

2018-19 SEASON HIGHS

Points	19 (2x, last at Colgate, 1/19/19)
Rebounds	12 (2x, last at Army, 1/9/19)
FG Made	8 (at Colgate, 1/19/19)
FG Attempted	14 (at Brown, 11/25/18)
3FG Made	3 (at Army, 1/9/19)
3FG Attempted	4 (3x, last at Army, 1/9/19)
FT Made	3 (4x, last vs. American, 1/3/19)
FT Attempted	4 (4x, last vs. American, 1/3/19)
Assists	5 (2x, last vs. Rider, 12/15/18)
Blocks	3 (vs. American, 1/3/19)
Steals	3 (2x, last vs. Rider, 12/15/18)
Minutes	31 (vs. American, 1/3/19)

CAREER HIGHS

Points	20 (at Lehigh, 1/11/18)
Rebounds	12 (2x, last at Army, 1/9/19)
FG Made	8 (2x, last at Colgate, 1/19/19)
FG Attempted	14 (at Brown, 11/25/18)
3FG Made	3 (2x, last at Army, 1/9/19)
3FG Attempted	6 (2x, last at Colgate, 2/10/18)
FT Made	3 (4x, last vs. American, 1/3/19)
FT Attempted	5 (vs. Holy Cross, 2/17/18)
Assists	5 (2x, last vs. Rider, 12/15/18)
Blocks	3 (vs. American, 1/3/19)
Steals	3 (2x, last vs. Rider, 12/15/18)
Minutes	31 (vs. American, 1/3/19)

YEAR-BY-YEAR STATISTICS

Year	GP	GS	Min	Avg	FG	FGA	Pct	3FG	3FGA	Pct	FT	FTA	Pct	Reb	Avg	PF	FO	Ast	TO	Blk	Stl	Pts	Avg
2016-17	--	--	--	--	--	--	--	--	--	--	--	--	--	--	--	--	--	--	--	--	--	--	--
2017-18	32	0	441	13.8	73	155	.471	22	59	.373	18	26	.692	92	2.9	31	0	20	35	11	21	186	5.8
2018-19	17	17	436	25.6	76	155	.490	17	45	.378	24	33	.727	115	6.8	40	1	38	32	21	16	193	11.4
TOTAL	49	17	877	17.9	149	310	.481	39	104	.375	42	59	.712	207	4.2	71	1	58	67	32	37	379	7.7



#22 MAEGAN MIKKELSEN

SENIOR // 6-4 // F // WOODBRIDGE, VA. // WOODBRIDGE

2018-19 GAME-BY-GAME STATISTICS

Opponent	Min.	FG-A	Pct.	3FG-A	Pct.	FT-A	Pct.	Reb	A	TO	B	S	PTS
at Monmouth	8	1-2	.500	0-0	---	0-0	---	1	0	0	0	1	2
QUINNIPIAC	1	0-0	---	0-0	---	0-0	---	0	0	0	0	0	0
at Drexel	5	0-0	---	0-0	---	0-0	---	4	0	0	0	0	0
at Syracuse	---	---	---	---	---	---	---	---	---	---	---	---	---
vs. UMass	4	0-0	---	0-0	---	0-0	---	0	0	1	0	0	0
vs. Fairfield	9	0-2	.000	0-0	---	0-0	---	2	0	1	0	0	0
at Brown	1	0-0	---	0-0	---	2-2	1.000	0	0	0	0	0	2
at St. Bonaventure	10	1-2	.500	1-2	.500	0-0	---	1	0	2	0	0	3
IONA	8	0-1	.000	0-0	---	0-0	---	4	0	0	0	0	0
RIDER	7	0-0	---	0-0	---	0-0	---	0	0	0	1	0	0
YOUNGSTOWN ST.	4	0-0	---	0-0	---	0-0	---	2	0	0	0	0	0
at Iowa State	4	0-0	---	0-0	---	0-0	---	0	0	0	0	0	0
AMERICAN	3	0-0	---	0-0	---	0-0	---	0	0	0	0	1	0
BOSTON U.	3	0-0	---	0-0	---	0-0	---	0	1	0	0	0	0
at Army	2	0-0	---	0-0	---	0-0	---	0	0	0	0	0	0
at Lafayette	3	0-0	---	0-0	---	0-0	---	0	0	1	0	0	0
LEHIGH	3	0-0	---	0-0	---	0-0	---	0	0	0	0	0	0
at Colgate	3	0-0	---	0-0	---	0-0	---	0	0	0	0	0	0
at Loyola (Md.)													
HOLY CROSS													
at Navy													
at Boston U.													
LAFAYETTE													
at Lehigh													
COLGATE													
LOYOLA (Md.)													
at Holy Cross													
NAVY													
at American													
ARMY													

CAREER

- 75 games played
- Two-time Patriot League Academic Honor Roll

2018-19 (SENIOR)

- Team captain
- Played 17 of 18 games
- Hit a 3-pointer in a win at St. Bonaventure

2017-18 (JUNIOR)

- Played all 32 games, averaging 2.3 points and 2.0 rebounds
- Scored a career-high 11 points in a 60-53 win at Iona
- Pulled down career-high seven rebounds in a loss to Saint Joseph's

2016-17 (SOPHOMORE)

- Played in 19 games.
- Averaged 1.3 points and 0.7 rebounds

2015-16 (FRESHMAN)

- Appeared in seven games before suffering a season-ending injury
- Averaged 1.3 points and 1.9 rebounds
- Made collegiate debut at No. 3 Notre Dame
- Scored first career points with four while adding four rebounds and one block in a 76-46 win over Binghamton

HIGH SCHOOL

- All-State in Virginia
- Averaged 14.5 points and 8.4 rebounds her senior season

2018-19 SEASON HIGHS

Points	3 (at St. Bonaventure, 11/29/18)
Rebounds	4 (2x, last vs. Iona, 12/2/18)
FG Made	1 (2x, last at St. Bona., 11/29/18)
FG Attempted	2 (3x, last at St. Bona., 11/29/18)
3FG Made	1 (at St. Bonaventure, 11/29/18)
3FG Attempted	2 (at St. Bonaventure, 11/29/18)
FT Made	2 (at Brown, 11/25/18)
FT Attempted	2 (at Brown, 11/25/18)
Assists	1 (vs. Boston U., 1/6/19)
Blocks	1 (vs. Rider, 12/15/18)
Steals	1 (2x, last vs. American, 1/3/19)
Minutes	10 (at St. Bonaventure, 11/29/18)

CAREER HIGHS

Points	11 (at Iona, 12/3/17)
Rebounds	7 (vs. Saint Joseph's, 11/15/17)
FG Made	4 (2x, last vs. Colgate, 1/14/18)
FG Attempted	9 (at YSU, 11/24/17)
3FG Made	1 (6x, last at St. Bona., 11/29/18)
3FG Attempted	3 (at YSU, 11/24/17)
FT Made	4 (at Fordham, 12/17/17)
FT Attempted	4 (2x, last at Pitt, 12/20/17)
Assists	3 (vs. Lafayette, 1/8/18)
Blocks	2 (vs. Army, 2/5/18)
Steals	2 (at YSU, 11/24/17)
Minutes	18 (2x, last at HC, 1/20/18)

YEAR-BY-YEAR STATISTICS

Year	GP	GS	Min	Avg	FG	FGA	Pct	3FG	3FGA	Pct	FT	FTA	Pct	Reb	Avg	PF	FO	Ast	TO	Blk	Stl	Pts	Avg
2015-16	7	0	42	6.0	4	9	.444	1	2	.500	0	0	.000	13	1.9	2	0	4	5	1	0	9	1.3
2016-17	19	0	80	4.2	7	21	.333	2	6	.333	8	10	.800	14	0.7	12	0	1	11	2	2	24	1.3
2017-18	32	0	284	8.9	25	71	.352	3	20	.150	22	30	.733	65	2.0	43	1	17	28	10	8	75	2.3
2018-19	17	0	79	4.6	2	7	.286	1	2	.500	2	2	1.000	14	0.8	9	0	1	5	1	2	7	0.4
TOTAL	75	0	485	6.5	38	108	.352	7	30	.233	32	42	.762	106	1.4	66	1	23	49	14	12	115	1.5



#11 TAYLOR O'BRIEN

FRESHMAN // 5-9 // G // LAFAYETTE HILL, PA. // PLYMOUTH WHITEMARSH

2018-19 GAME-BY-GAME STATISTICS

Opponent	Min.	FG-A	Pct.	3FG-A	Pct.	FT-A	Pct.	Reb	A	TO	B	S	PTS
at Monmouth	11	1-2	.500	0-0	---	4-4	1.000	3	0	2	0	0	6
QUINNIPIAC	2	0-0	---	0-0	---	0-0	---	0	0	0	0	0	0
at Drexel	11	3-6	.500	1-2	.500	0-0	---	2	0	1	0	0	7
at Syracuse	11	0-3	.000	0-2	.000	2-2	1.000	1	0	1	0	1	2
vs. UMass	---	---	---	---	---	---	---	---	---	---	---	---	---
vs. Fairfield	---	---	---	---	---	---	---	---	---	---	---	---	---
at Brown	---	---	---	---	---	---	---	---	---	---	---	---	---
at St. Bonaventure	---	---	---	---	---	---	---	---	---	---	---	---	---
IONA	---	---	---	---	---	---	---	---	---	---	---	---	---
RIDER	4	0-3	.000	0-0	---	0-0	---	1	1	1	0	1	0
YOUNGSTOWN ST.	---	---	---	---	---	---	---	---	---	---	---	---	---
at Iowa State	10	1-6	.167	1-3	.333	2-4	.500	2	0	0	0	0	5
AMERICAN	4	0-2	.000	0-1	.000	0-0	---	0	0	0	0	0	0
BOSTON U.	3	1-2	.500	0-0	---	0-0	---	1	0	0	0	0	2
at Army	6	1-4	.250	1-2	.500	0-0	---	0	0	2	0	0	3
at Lafayette	20	5-8	.625	2-3	.667	1-3	.333	2	1	2	1	0	13
LEHIGH	14	4-8	.500	2-4	.500	1-2	.500	1	0	1	0	1	11
at Colgate	10	3-6	.500	1-3	.333	3-3	1.000	1	0	1	0	1	10
at Loyola (Md.)													
HOLY CROSS													
at Navy													
at Boston U.													
LAFAYETTE													
at Lehigh													
COLGATE													
LOYOLA (Md.)													
at Holy Cross													
NAVY													
at American													
ARMY													

2018-19 (FRESHMAN)

- Played 12 of 18 games, missing five with an injury
- Double-digit points in three straight games
- Scored career-high 13 points on 5-of-8 shooting in a 56-47 win at Lafayette
- Followed that with 11 points in a 71-53 win over Lehigh
- Scored 10 points in 10 minutes in a 90-62 win at Colgate
- Made collegiate debut and scored six points while shooting 4-of-4 from the foul line in a season-opening 70-32 win at Monmouth

HIGH SCHOOL

- Voted Miss Pennsylvania Basketball
- School-record 2,040 career points
- First-team all-state in track while making the state finals in the high jump and 300-meter hurdles

2018-19 SEASON HIGHS

Points	13 (at Lafayette, 1/12/19)
Rebounds	3 (at Monmouth, 11/6/18)
FG Made	5 (at Lafayette, 1/12/19)
FG Attempted	8 (2x, last vs. Lehigh, 1/16/19)
3FG Made	2 (2x, last vs. Lehigh, 1/16/19)
3FG Attempted	4 (vs. Lehigh, 1/16/19)
FT Made	4 (at Monmouth, 11/6/18)
FT Attempted	4 (2x, last at Iowa St., 12/29/18)
Assists	1 (2x, last at Lafayette, 1/12/19)
Blocks	1 (at Lafayette, 1/12/19)
Steals	1 (4x, last at Colgate, 1/19/19)
Minutes	20 (at Lafayette, 1/12/19)

CAREER HIGHS

Points	13 (at Lafayette, 1/12/19)
Rebounds	3 (at Monmouth, 11/6/18)
FG Made	5 (at Lafayette, 1/12/19)
FG Attempted	8 (2x, last vs. Lehigh, 1/16/19)
3FG Made	2 (2x, last vs. Lehigh, 1/16/19)
3FG Attempted	4 (vs. Lehigh, 1/16/19)
FT Made	4 (at Monmouth, 11/6/18)
FT Attempted	4 (2x, last at Iowa St., 12/29/18)
Assists	1 (2x, last at Lafayette, 1/12/19)
Blocks	1 (at Lafayette, 1/12/19)
Steals	1 (4x, last at Colgate, 1/19/19)
Minutes	20 (at Lafayette, 1/12/19)

YEAR-BY-YEAR STATISTICS

Year	GP	GS	Min	Avg	FG	FGA	Pct	3FG	3FGA	Pct	FT	FTA	Pct	Reb	Avg	PF	FO	Ast	TO	Blk	Stl	Pts	Avg
2018-19	12	0	106	8.8	19	50	.380	8	20	.400	13	18	.722	14	1.2	14	0	2	11	1	4	59	4.9
TOTAL	12	0	106	8.8	19	50	.380	8	20	.400	13	18	.722	14	1.2	14	0	2	11	1	4	59	4.9

**CAREER**

- Two-time Second Team All-PL (2017, 2018)
- 2016 Patriot League Rookie of the Year
- 13th in program history with 1,280 points
- 6th in program history with 845 rebounds
- 3rd in program history with 123 blocks
- 6th in program history with 115 3-pointers
- 9-time Patriot League Player of the Week
- 29 double-doubles
- Three-time PL Academic Honor Roll
- 116 games played, including 103 starts

2018-19 (SENIOR)

- Started all 18 games
- Preseason All-Patriot League
- Team captain
- Two-time Patriot League Player of the Week
- Career-high 30 points in addition to six rebounds in a 91-78 win at Brown
- 20 points in an 81-43 win over Iona and in a 56-47 win at Lafayette
- Four double-doubles, all in Bucknell wins (Monmouth, Quinnipiac, UMass, Lehigh)
- 11 games with double-digit points

2017-18 (JUNIOR)

- Started all 32 games, averaging 12.7 points, 9.0 rebounds, 1.2 assists, and 1.1 blocks
- Reached 1,000-point milestone while scoring a career-high 25 points in a win at Army
- 5th most rebounds (287) in program history
- Double-digit scoring in 23 games

2016-17 (SOPHOMORE)

- Started all 33 games
- finished second in PL in rebounding (8.8), fourth in blocks (1.5), 12th in scoring (12.2)

2015-16 (FRESHMAN)

- Patriot League Rookie of the Year
- One-time PL Player of the Week and five-time PL Rookie of the Week
- Played in all 33 games, including starts in 20, averaging 7.2 points and 3.8 rebounds
- Stepped up in conference play, averaging 10.9 points and 5.6 rebounds

HIGH SCHOOL

- All-State in Pennsylvania.
- Finished with 1,360 points and 1,020 rebounds

#50 KAITLYN SLAGUS

SENIOR // 6-2 // F // BELLE VERNON, PA. // BELLE VERNON

2018-19 GAME-BY-GAME STATISTICS

Opponent	Min.	FG-A	Pct.	3FG-A	Pct.	FT-A	Pct.	Reb	A	TO	B	S	PTS
at Monmouth	26	4-7	.571	2-4	.500	1-2	.500	10	2	1	1	3	11
QUINNIPIAC	33	4-10	.400	3-6	.500	4-4	1.000	14	0	1	1	0	15
at Drexel	30	2-6	.333	1-2	.500	2-2	.500	8	0	2	1	1	7
at Syracuse	27	4-5	.800	1-2	.500	0-0	---	7	0	3	1	2	9
vs. UMass	30	8-11	.727	2-4	.500	0-0	---	10	4	0	3	0	18
vs. Fairfield	23	3-9	.333	0-2	.000	3-4	.750	5	2	1	0	1	9
at Brown	30	8-13	.615	2-7	.286	12-14	.857	6	2	5	0	0	30
at St. Bonaventure	16	1-2	.500	0-0	---	1-1	1.000	4	2	1	1	2	3
IONA	21	8-10	.800	2-4	.500	2-4	.500	6	2	3	2	2	20
RIDER	25	4-7	.571	1-1	1.000	2-2	1.000	4	4	4	1	0	11
YOUNGSTOWN ST.	34	3-4	.750	1-1	1.000	0-0	---	10	1	2	1	2	7
at Iowa State	23	4-6	.667	0-1	.000	0-0	---	5	0	1	2	0	8
AMERICAN	30	4-6	.667	0-2	.000	1-2	.500	10	0	3	2	0	9
BOSTON U.	33	5-8	.625	1-4	.250	0-2	.000	7	3	2	3	0	11
at Army	28	8-15	.533	0-3	.000	0-0	---	8	0	2	1	1	16
at Lafayette	37	7-12	.583	4-6	.667	2-2	1.000	6	1	5	0	0	20
LEHIGH	31	7-10	.700	1-3	.333	3-3	1.000	13	0	2	2	1	18
at Colgate	27	4-7	.571	1-4	.250	3-3	1.000	9	4	4	2	3	12
at Loyola (Md.)													
HOLY CROSS													
at Navy													
at Boston U.													
LAFAYETTE													
at Lehigh													
COLGATE													
LOYOLA (Md.)													
at Holy Cross													
NAVY													
at American													
ARMY													

2018-19 SEASON HIGHS

Points	30 (at Brown, 11/25/18)
Rebounds	14 (vs. Quinnipiac, 11/11/18)
FG Made	8 (4x, last at Army, 1/9/19)
FG Attempted	15 (at Army, 1/9/19)
3FG Made	4 (at Lafayette, 1/12/19)
3FG Attempted	7 (at Brown, 11/25/18)
FT Made	12 (at Brown, 11/25/18)
FT Attempted	14 (at Brown, 11/25/18)
Assists	4 (3x, last at Colgate, 1/19/19)
Blocks	3 (2x, last vs. Boston U., 1/6/19)
Steals	3 (2x, last at Colgate, 1/19/19)
Minutes	37 (at Lafayette, 1/12/19)

CAREER HIGHS

Points	30 (at Brown, 11/25/18)
Rebounds	17 (vs. American, 2/24/18)
FG Made	9 (vs. Army, 1/2/16)
FG Attempted	20 (vs. Army, 1/2/16)
3FG Made	4 (3x, last at Lafayette, 1/12/19)
3FG Attempted	7 (3x, last at Brown, 11/25/18)
FT Made	12 (at Brown, 11/25/18)
FT Attempted	14 (at Brown, 11/25/18)
Assists	8 (vs. Manhattan, 12/20/16)
Blocks	5 (2x, last vs. Manhat., 12/20/16)
Steals	4 (vs. Manhattan, 12/20/16)
Minutes	41 (vs. American, 1/5/17)

YEAR-BY-YEAR STATISTICS

Year	GP	GS	Min	Avg	FG	FGA	Pct	3FG	3FGA	Pct	FT	FTA	Pct	Reb	Avg	PF	FO	Ast	TO	Blk	Stl	Pts	Avg
2015-16	33	20	565	17.1	85	201	.423	21	73	.288	47	60	.783	126	3.8	59	0	19	31	17	18	238	7.2
2016-17	33	33	938	28.4	141	287	.491	46	129	.357	75	87	.862	290	8.8	69	2	66	71	48	27	403	12.2
2017-18	32	32	927	29.0	142	309	.460	26	107	.243	95	127	.748	287	9.0	69	1	37	81	34	25	405	12.7
2018-19	18	18	505	28.1	88	148	.595	22	56	.393	36	45	.800	142	7.9	47	0	27	42	24	18	234	13.0
TOTAL	116	103	2935	25.3	456	945	.483	115	365	.315	253	319	.793	845	7.3	244	3	149	225	123	88	1280	11.0



#20 KATE WALKER

SENIOR // 6-0 // G // RED OAK, IOWA // RED OAK COMMUNITY

2018-19 GAME-BY-GAME STATISTICS

Opponent	Min.	FG-A	Pct.	3FG-A	Pct.	FT-A	Pct.	Reb	A	TO	B	S	PTS
at Monmouth	26	4-12	.333	1-3	.333	3-4	.750	6	2	4	0	5	12
QUINNIPIAC	36	4-8	.500	1-2	.500	4-4	1.000	2	3	3	0	2	13
at Drexel	37	3-8	.375	0-3	.000	2-2	1.000	3	3	3	0	0	8
at Syracuse	29	1-4	.250	1-1	1.000	0-0	---	0	2	5	0	1	3
vs. UMass	24	2-5	.400	0-3	.000	0-0	---	5	2	3	0	1	4
vs. Fairfield	27	4-7	.571	1-2	.500	0-0	---	3	6	0	0	0	9
at Brown	24	3-5	.600	0-1	.000	3-4	.750	3	2	1	0	0	9
at St. Bonaventure	23	5-10	.500	0-4	.000	3-5	.600	5	1	1	1	0	13
IONA	22	4-10	.400	1-4	.250	5-6	.833	0	3	0	0	1	14
RIDER	30	3-10	.300	1-3	.333	6-6	1.000	3	2	2	0	0	13
YOUNGSTOWN ST.	31	9-14	.643	3-3	1.000	1-2	.500	1	3	2	0	1	22
at Iowa State	33	4-10	.400	1-3	.333	6-6	1.000	4	2	2	1	0	15
AMERICAN	30	3-8	.375	0-1	.000	3-5	.600	6	3	2	0	0	12
BOSTON U.	27	5-8	.625	2-2	1.000	1-3	.333	5	2	3	0	1	13
at Army	29	5-9	.556	1-3	.333	1-2	.500	2	6	0	0	2	12
at Lafayette	25	2-8	.250	1-3	.333	1-2	.500	1	1	0	0	2	6
LEHIGH	33	5-10	.500	0-2	.000	4-6	.667	1	3	3	0	1	14
at Colgate	29	2-3	.667	1-1	1.000	2-2	1.000	5	5	3	0	0	7
at Loyola (Md.)													
HOLY CROSS													
at Navy													
at Boston U.													
LAFAYETTE													
at Lehigh													
COLGATE													
LOYOLA (Md.)													
at Holy Cross													
NAVY													
at American													
ARMY													

CAREER

- First Team All-Patriot League (2018)
- Patriot League All-Tournament Team (2018)
- 7th in school history with 111 3-pointers
- Three-time member of the Patriot League Academic Honor Roll.
- 107 games played, including 61 starts
- 952 career points

2018-19 (SENIOR)

- Started all 18 games
- Preseason All-Patriot League
- Team captain
- 11 games with double-digit points, including season-high 22 points in a 73-68 win over Youngstown State
- Double-digit points in four of six league games
- Scored 12 points and had career-high five steals in a 70-32 win at Monmouth
- Matched career high with six assists and had no turnovers in a 77-54 win over Fairfield and again with six assists and no turnovers in a 66-52 win at Army West Point

2017-18 (JUNIOR)

- Started all 32 games and led the team in scoring at 12.8 ppg
- Averaged 4.3 rebounds, 2.1 assists, and 1.2 steals
- Shot 83 percent (113-137) from the line and 33 percent (39-119) from beyond the arc
- Averaged 14.2 points, 4.3 rebounds and 2.1 assists in 18 league games
- Scored in double-digits in 19 games

2016-17 (SOPHOMORE)

- Played in 31 of 33 games, including seven starts, missing two with illness.
- Averaged 9.0 points, 3.9 rebounds, and 1.6 assists
- Shot 45 percent (49-108) from beyond the arc and led the team with 49 3-pointers

2015-16 (FRESHMAN)

- Appeared in 26 games, including four starts, averaging 2.6 points and 1.3 rebounds.

HIGH SCHOOL

- Three-time All-State in Iowa.
- State qualifier in five sports (basketball, tennis, volleyball, cross country, track and field).

2018-19 SEASON HIGHS

Points	22 (vs. YSU, 12/18/18)
Rebounds	6 (2x, last vs. American, 1/3/19)
FG Made	9 (vs. YSU, 12/18/18)
FG Attempted	14 (vs. YSU, 12/18/18)
3FG Made	3 (vs. YSU, 12/18/18)
3FG Attempted	4 (2x, last vs. Iona, 12/2/18)
FT Made	6 (2x, last at Iowa St., 12/29/18)
FT Attempted	6 (4x, last vs. Lehigh, 1/16/19)
Assists	6 (2x, last at Army, 1/9/19)
Blocks	1 (3x, last vs. Boston U., 1/6/19)
Steals	5 (at Monmouth, 11/6/18)
Minutes	36 (vs. Quinnipiac, 11/11/18)

CAREER HIGHS

Points	25 (2x, last vs. Navy, 3/8/18)
Rebounds	9 (4x, last vs. Navy, 3/8/18)
FG Made	9 (vs. YSU, 12/18/18)
FG Attempted	18 (at Boston U., 1/21/17)
3FG Made	5 (2x, last at Lafayette, 2/3/18)
3FG Attempted	10 (at Boston U., 1/21/17)
FT Made	9 (2x, last vs. Boston U., 1/27/18)
FT Attempted	12 (vs. Boston U., 1/27/18)
Assists	6 (3x, last at Army, 1/9/19)
Blocks	2 (2x, last vs. Navy, 1/24/18)
Steals	5 (at Monmouth, 11/6/18)
Minutes	39 (at American, 12/29/17)

YEAR-BY-YEAR STATISTICS

Year	GP	GS	Min	Avg	FG	FGA	Pct	3FG	3FGA	Pct	FT	FTA	Pct	Reb	Avg	PF	FO	Ast	TO	Blk	Stl	Pts	Avg
2015-16	26	4	310	11.9	20	63	.317	8	35	.229	20	29	.690	34	1.3	23	0	16	14	1	9	68	2.6
2016-17	31	7	830	26.8	98	209	.469	49	108	.454	33	39	.846	121	3.9	65	0	50	45	4	28	278	9.0
2017-18	32	32	994	31.1	129	314	.411	39	119	.328	113	137	.825	137	4.3	64	0	68	106	8	39	410	12.8
2018-19	18	18	507	28.2	68	149	.456	15	44	.341	45	59	.763	55	3.1	33	1	51	37	2	17	196	10.9
TOTAL	107	61	2641	24.7	315	735	.429	111	306	.363	211	264	.799	347	3.2	185	1	185	202	15	93	952	8.9



#12 MARLY WALLS

FRESHMAN // 5-8 // G // BARDSTOWN, KY. // NELSON COUNTY

2018-19 GAME-BY-GAME STATISTICS

Opponent	Min.	FG-A	Pct.	3FG-A	Pct.	FT-A	Pct.	Reb	A	TO	B	S	PTS
at Monmouth	10	2-3	.667	0-1	.000	0-0	---	2	1	4	0	0	4
QUINNIPIAC	16	2-5	.400	0-0	---	6-6	1.000	5	1	3	0	1	10
at Drexel	10	0-3	.000	0-1	.000	0-0	---	1	0	1	0	0	0
at Syracuse	4	1-2	.500	0-1	.000	0-0	---	0	0	0	0	0	2
vs. UMass	14	1-4	.250	1-2	.500	0-0	---	0	2	2	0	0	3
vs. Fairfield	15	2-3	.667	0-0	---	2-4	.500	2	0	0	0	0	6
at Brown	12	0-1	.000	0-0	---	2-2	1.000	3	1	1	0	0	2
at St. Bonaventure	16	0-4	.000	0-2	.000	2-5	.400	3	2	1	0	1	2
IONA	15	2-3	.667	0-1	.000	0-0	---	2	4	2	0	0	4
RIDER	12	2-3	.667	1-1	1.000	7-7	1.000	4	0	2	0	1	12
YOUNGSTOWN ST.	17	1-3	.333	0-0	---	0-0	---	4	3	0	0	1	2
at Iowa State	18	3-10	.300	0-2	.000	4-4	1.000	0	0	3	0	3	10
AMERICAN	13	1-4	.250	0-0	---	3-4	.750	4	1	2	0	2	5
BOSTON U.	10	0-1	.000	0-0	---	0-0	---	1	0	1	0	0	0
at Army	9	0-0	---	0-0	---	0-0	---	0	1	0	0	0	0
at Lafayette	18	1-4	.250	0-0	---	3-4	.750	6	1	2	0	2	5
LEHIGH	22	1-4	.250	0-1	.000	0-0	---	1	6	1	0	2	2
at Colgate	12	1-4	.250	0-1	.000	0-0	---	2	1	1	0	1	2
at Loyola (Md.)													
HOLY CROSS													
at Navy													
at Boston U.													
LAFAYETTE													
at Lehigh													
COLGATE													
LOYOLA (Md.)													
at Holy Cross													
NAVY													
at American													
ARMY													

2018-19 (FRESHMAN)

- Played all 18 games
- Tallied career-high six assists with one turnover in a 71-53 win at Lehigh
- Went 7-of-7 from the line and scored a career-high 12 points in an 80-59 win over Rider
- Scored 10 points while shooting 6-6 from the line and had five rebounds in a 75-58 win over Quinnipiac
- Scored all 10 of her points in the third quarter in an 86-61 loss at Iowa State
- Pulled down career-high six rebounds in a 56-47 win at Lafayette
- Made collegiate debut and finished with four points and two rebounds in a season-opening 70-32 win at Monmouth

HIGH SCHOOL

- All-State in Kentucky
- Scored over 2,000 career points
- Kentucky Athlete of the Year in track, making state finals in hurdles, high jump, and triple jump

2018-19 SEASON HIGHS

Points	12 (vs. Rider, 12/15/18)
Rebounds	6 (at Lafayette, 1/12/19)
FG Made	3 (at Iowa State, 12/29/18)
FG Attempted	10 (at Iowa State, 12/29/18)
3FG Made	---
3FG Attempted	2 (2x, last at Iowa St., 12/29/18)
FT Made	7 (vs. Rider, 12/15/18)
FT Attempted	7 (vs. Rider, 12/15/18)
Assists	6 (vs. Lehigh, 1/16/19)
Blocks	--
Steals	3 (at Iowa State, 12/29/18)
Minutes	22 (vs. Lehigh, 1/16/19)

CAREER HIGHS

Points	12 (vs. Rider, 12/15/18)
Rebounds	6 (at Lafayette, 1/12/19)
FG Made	3 (at Iowa State, 12/29/18)
FG Attempted	10 (at Iowa State, 12/29/18)
3FG Made	---
3FG Attempted	2 (2x, last at Iowa St., 12/29/18)
FT Made	7 (vs. Rider, 12/15/18)
FT Attempted	7 (vs. Rider, 12/15/18)
Assists	6 (vs. Lehigh, 1/16/19)
Blocks	--
Steals	3 (at Iowa State, 12/29/18)
Minutes	22 (vs. Lehigh, 1/16/19)

YEAR-BY-YEAR STATISTICS

Year	GP	GS	Min	Avg	FG	FGA	Pct	3FG	3FGA	Pct	FT	FTA	Pct	Reb	Avg	PF	FO	Ast	TO	Blk	Stl	Pts	Avg
2018-19	18	0	243	13.5	20	61	.328	2	13	.154	29	36	.806	40	2.2	22	0	24	26	0	14	71	3.9
TOTAL	18	0	243	13.5	20	61	.328	2	13	.154	29	36	.806	40	2.2	22	0	24	26	0	14	71	3.9

Bucknell Women's Basketball Game Notes - 30

GAME 1 -- BUCKNELL 70, MONMOUTH 32



Official Basketball Box Score -- Game Totals -- Final Statistics
Bucknell vs Monmouth
11/06/18 6:00 pm at West Long Branch, N.J. (OceanFirst Bank)



Bucknell 70 • 1-0

#	Player	Total		3-Ptr		Rebounds			PF	TP	A TO Blk Stl				Min
		FG-FGA	FT-FTA	FG-FGA	FT-FTA	Off	Def	Tot			A	TO	Blk	Stl	
40	Mack, Ellie	f	4-7	1-2	0-0	0	7	7	1	9	1	1	1	1	23
50	Slagus, Kaitlyn	f	4-7	2-4	1-2	4	6	10	0	11	2	1	1	3	26
02	English, Kyi	g	3-4	0-1	0-0	0	1	1	2	6	1	2	0	0	20
20	Walker, Kate	g	4-12	1-3	3-4	3	3	6	3	12	2	4	0	5	26
25	Kapp, Abby	g	3-4	3-3	0-0	1	1	2	2	9	3	2	0	2	23
03	Brugler, Tessa	g	1-2	0-0	2-2	0	2	2	2	4	2	0	1	0	11
04	Hayes, Gia	g	2-3	1-1	0-0	0	0	0	0	5	0	1	0	0	9
11	O'Brien, Taylor	g	1-2	0-0	4-4	0	3	3	1	6	0	2	0	0	11
12	Walls, Marly	g	2-3	0-1	0-0	1	1	2	2	4	1	4	0	0	10
13	Dumiak, Rachel	g	0-1	0-1	0-0	0	0	0	0	0	1	0	0	0	6
22	Mikkelsen, Maegan	g	1-2	0-0	0-0	1	0	1	0	2	0	0	0	1	10
23	Johnson, Ally	g	0-2	0-1	0-0	1	2	3	2	0	0	2	0	1	13
24	Ceppi, Autumn	g	1-3	0-0	0-0	0	1	1	1	2	2	1	0	2	11
Team						2	3	5			1				
Totals		26-52	8-17	10-12	13	30	43	16	70	15	21	3	15	199	
1st - FG %: 6-13 46.2% 2nd: 6-12 50.0% 3rd: 9-11 81.8% 4th: 5-16 31.3% Game: 26-52 50.0% Deadball Rebounds 1															
3FG %: 1-2 50.0% 4-6 66.7% 1-1 100.0% 1-5 20.0% 8-17 47.1% 10-12 83.3%															
FT %: 1-2 50.0% 7-8 87.5% 2-2 100.0% 0-0 0.0%															

Monmouth 32 • 0-1

#	Player	Total		3-Ptr		Rebounds			PF	TP	A TO Blk Stl				Min
		FG-FGA	FT-FTA	FG-FGA	FT-FTA	Off	Def	Tot			A	TO	Blk	Stl	
25	Lucy Thomas	f	1-6	0-0	2-5	1	2	3	2	4	0	1	0	0	22
24	Erica Balman	c	0-4	0-0	0-0	2	1	3	2	0	0	1	2	0	16
02	Alexa Wallace	g	1-5	0-0	0-0	1	1	2	0	2	0	5	0	1	23
15	Emani Clough	g	2-7	1-3	0-0	1	0	1	1	5	0	2	0	1	13
20	McKinzie Barker	g	0-4	0-1	2-2	1	2	3	1	2	2	1	0	2	25
01	Adriana Zelaya	g	1-4	0-3	0-0	0	2	2	0	2	1	0	1	0	14
03	Rosa Graham	g	3-9	0-2	0-0	0	1	1	2	6	0	4	0	5	26
04	Sierra Green	g	0-4	0-2	2-2	0	1	1	0	2	0	1	0	0	11
14	Carol Arfienigo	g	1-1	0-0	0-0	0	0	0	2	2	0	0	0	0	2
22	Alexa Middleton	g	2-8	0-0	0-0	3	1	4	1	4	2	3	0	1	22
23	Allure Simmons	g	1-4	0-0	0-0	0	0	0	1	2	0	0	0	0	7
32	Taylor Nason	g	0-1	0-0	1-2	3	0	3	2	1	0	3	0	0	18
Team						4	3	7							
Totals		12-57	1-11	7-11	16	14	30	14	32	5	21	3	10	199	
1st - FG %: 2-14 14.3% 2nd: 5-14 35.7% 3rd: 3-17 17.6% 4th: 2-12 16.7% Game: 12-57 21.1% Deadball Rebounds 3															
3FG %: 0-5 0.0% 0-5 0.0% 0-2 0.0% 0-2 0.0% 1-11 9.1% 7-11 63.6%															
FT %: 1-2 50.0% 1-1 100.0% 4-4 100.0% 1-4 25.0%															

Officials: Technical fouls: Bucknell-None. Monmouth-None.

Attendance: 815

2018-19 Women's Basketball. Round: 0. Bucknell vs Monmouth. Played at .

Score by periods	1st	2nd	3rd	4th	Total
Bucknell	15	23	21	11	70
Monmouth	6	11	10	5	32

Last FG - BUCKNELL 4th-00:52, MONMOUTH 4th-01:57.

Largest lead - BUCKNELL by 38 4th-05:39, MONMOUTH None.

BUCKNELL led for 39:36. MONMOUTH led for 00:00. Game was tied for 00:24.

In	Off	2nd	Fast	Bench
Points	Paint	T/O	Chance	Break
BUCKNE	18	11	13	23
MONMO	16	14	7	19

Score tied - 0 times.
Lead changed - 0 times.

GAME 3 -- DREXEL 64, BUCKNELL 42



Official Basketball Box Score -- Game Totals -- Final Statistics
Bucknell vs Drexel
11/15/18 7:00 pm at



Bucknell 42 • 2-1

#	Player	Total		3-Ptr		Rebounds			PF	TP	A TO Blk Stl				Min
		FG-FGA	FT-FTA	FG-FGA	FT-FTA	Off	Def	Tot			A	TO	Blk	Stl	
40	Mack, Ellie	f	3-9	0-4	0-0	1	5	6	4	6	5	2	1	0	26
50	Slagus, Kaitlyn	f	2-6	1-2	2-2	2	6	8	1	7	0	2	1	1	30
02	English, Kyi	g	1-3	0-0	0-0	0	0	0	5	2	0	5	0	1	22
20	Walker, Kate	g	3-8	0-3	2-2	1	2	3	4	8	3	3	0	0	27
25	Kapp, Abby	g	1-5	1-3	1-2	0	2	2	3	4	1	0	1	1	22
03	Brugler, Tessa	g	1-4	0-2	0-0	0	2	2	3	2	0	1	0	0	17
04	Hayes, Gia	g	1-2	0-0	1-2	0	0	0	1	3	2	2	0	1	10
11	O'Brien, Taylor	g	3-6	1-2	0-0	0	2	2	1	7	0	1	0	0	11
12	Walls, Marly	g	0-3	0-1	0-0	0	1	1	0	0	0	1	0	0	10
13	Dumiak, Rachel	g	0-0	0-0	0-0	0	0	0	0	0	0	0	0	0	4
22	Mikkelsen, Maegan	g	0-0	0-0	0-0	1	3	4	0	0	0	0	0	0	5
23	Johnson, Ally	g	1-2	1-1	0-0	0	0	0	2	3	0	2	0	0	15
Team						5	3	8							
Totals		16-48	4-18	6-8	10	26	36	24	42	11	19	4	4	199	
1st - FG %: 6-13 46.2% 2nd: 1-9 11.1% 3rd: 3-15 20.0% 4th: 6-11 54.5% Game: 16-48 33.3% Deadball Rebounds 1															
3FG %: 2-7 28.6% 0-2 0.0% 1-6 16.7% 1-3 33.3% 4-18 22.2% 10-12 83.3%															
FT %: 0-0 0.0% 2-2 100.0% 2-2 100.0% 2-4 50.0%															

Drexel 64 • 2-1

#	Player	Total		3-Ptr		Rebounds			PF	TP	A TO Blk Stl				Min
		FG-FGA	FT-FTA	FG-FGA	FT-FTA	Off	Def	Tot			A	TO	Blk	Stl	
23	Bailey Greenberg	f	7-13	2-3	4-5	1	4	5	0	20	1	0	0	2	34
24	Niki Metzler	f	2-6	0-0	7-8	4	4	8	1	11	3	0	1	1	26
01	Keishana Washington	g	4-8	1-2	0-0	1	1	2	3	9	1	1	0	3	24
11	Aubree Brown	g	3-6	0-2	3-6	2	5	7	1	9	2	5	0	1	29
12	Hannah Nihil	g	2-13	1-7	2-4	1	4	5	1	7	4	1	0	3	35
04	Kayla Bacon	g	0-1	0-0	0-0	1	0	1	0	0	0	0	0	1	5
10	Elaine Maesschalck	g	0-1	0-0	0-0	0	0	0	0	0	0	0	0	0	2
20	Kate Connolly	g	0-1	0-1	0-0	1	0	1	0	0	0	0	0	0	8
34	Tereza Krackova	g	2-5	0-0	0-0	1	1	2	0	4	0	0	0	0	16
50	Ana Ferariu	g	2-7	0-2	0-0	1	1	2	1	4	3	0	0	0	22
Team						4	3	7							
Totals		22-61	4-17	16-23	17	23	30	8	64	14	7	1	11	201	
1st - FG %: 6-15 40.0% 2nd: 4-14 28.6% 3rd: 3-17 41.2% 4th: 5-15 33.3% Game: 22-61 36.1% Deadball Rebounds 3															
3FG %: 1-1 100.0% 0-3 0.0% 3-9 33.3% 0-4 0.0% 4-17 23.5% 16-23 69.6%															
FT %: 0-0 0.0% 4-4 100.0% 9-15 60.0% 3-4 75.0%															

Officials: Technical fouls: Bucknell-Mack, Ellie. Drexel-None.

Attendance: 359

2018-19 Women's Basketball. Round: 0. Bucknell vs Drexel. Played at .

Score by periods	1st	2nd	3rd	4th	Total
Bucknell	14	4	9	15	42
Drexel	13	12	26	13	64

Last FG - BUCKNELL 4th-00:04, DREXEL 4th-01:10.

Largest lead - BUCKNELL by 5 1st-07:30, DREXEL by 30 4th-07:31.

BUCKNELL led for 13:52. DREXEL led for 24:49. Game was tied for 01:19.

In	Off	2nd	Fast	Bench
Points	Paint	T/O	Chance	Break
BUCKNE	20	4	6	15
DREXEL	32	23	15	9

Score tied - 2 times.
Lead changed - 3 times.

GAME 2 -- BUCKNELL 75, QUINNIPIAC 32



Official Basketball Box Score -- Game Totals -- Final Statistics
Quinnipiac vs Bucknell
11/11/18 4:00 pm at



Quinnipiac 58 • 1-1

#	Player	Total		3-Ptr</
---	--------	-------	--	---------

GAME 5 -- BUCKNELL 77, UMASS 54



Official Basketball Box Score -- Game Totals -- Final Statistics
Massachusetts vs Bucknell
11/23/18 6:16 PM at Pizzitola Sports Center, Providence, RI



Massachusetts 58 • 3-2																
#	Player		Total	3-Ptr	Rebounds											
			FG	FGA	FT	FTA	Off	Def	Tot	PF	TP	A	TO	Blk	Stl	Min
14	SOYSAL, Anil	f	3-6	0-0	0-2	3	3	6	0	6	0	1	0	0	0	25
24	LEIDEL, Hailey	f	2-9	0-3	0-1	1	6	7	3	4	1	3	0	1	0	34
11	HAMPTON-BEY, Bre	g	5-11	0-0	3-4	1	0	1	2	13	2	3	1	0	0	25
22	GEORGE, Jessica	g	2-6	2-2	2-2	0	4	4	1	8	1	0	0	0	0	30
35	McCOY, ASIA	g	1-4	0-0	0-0	2	2	4	1	2	0	1	0	0	0	21
02	RIVERA, Genesis		1-1	1-1	0-0	0	5	5	1	3	0	3	0	0	0	13
03	PHILOXY, Destiney		5-9	0-1	1-1	0	1	1	11	2	3	0	0	1	0	22
15	McCORMICK, Paige		1-3	1-2	2-2	0	2	2	0	5	0	1	0	1	0	13
21	NELSON, Jessica		1-5	0-0	0-0	0	1	0	3	2	0	0	0	0	0	12
23	PERRY, Vashnie		2-5	0-0	0-0	1	0	1	1	4	0	1	0	0	0	5
Team						3	1	4								
Totals			23-59	4-9	8-12	12	24	36	13	58	6	16	1	4	0	200
1st FG %: 5-17			29.4%	2nd: 8-15	53.3%	3rd: 3-10	30.0%	4th: 7-17	41.2%	Game: 23-59	39.0%	Deadball		Rebounds		
3FG %: 1-2			50.0%	2-4	50.0%	0-1	0.0%	1-2	50.0%	4-9	44.4%					
FT %: 0-0			0.0%	4-4	100.0%	3-4	75.0%	1-4	25.0%	8-12	66.7%					

GAME 9 -- BUCKNELL 81, IONA 43



Official Basketball Box Score -- Game Totals -- Final Statistics
Iona vs Bucknell
12/02/18 2:00 pm at



Iona 43 • 1-6

#	Player	Total		3-Ptr		Rebounds			PF	TP	A TO Blk Stl				Min
		FG	FGA	FG	FGA	FT	FTA	Off Def Tot			A	TO	Blk	Stl	
33	Tori Lesko	f	1-6	0-1	0-0	2	4	6	4	2	4	6	0	1	27
44	Jodi-Marie Ramil	f	2-5	0-0	0-0	0	2	2	3	4	0	1	0	0	15
05	Shyan Mwai	g	2-5	2-4	0-2	0	4	4	0	6	2	3	0	0	28
14	Morgan Rachu	g	5-17	3-11	1-2	2	3	5	3	14	0	2	0	2	36
22	Juana Camillon	g	2-12	1-4	0-0	1	3	4	2	5	4	4	0	0	40
03	Monica Barefield	g	3-8	1-4	0-0	0	4	4	4	7	2	2	0	0	21
21	Gabrielle Joseph	g	0-0	0-0	0-0	0	0	0	4	0	0	2	0	0	8
24	Shayla Middlebrooks	g	2-5	1-2	0-0	1	5	6	0	5	1	1	0	1	25
Team						3	2	5							
Totals			17-58	8-26	1-4	9	27	36	20	43	13	21	0	4	200
1st - FG %:		4-13	30.8%	2nd: 5-14	35.7%	3rd: 4-16	25.0%	4th: 4-15	26.7%	Game: 17-58	29.3%	Deadball			
3FG %:		2-6	33.3%	3rd: 3-8	37.5%	4th: 1-5	20.0%	1-4	25.0%	1-4	25.0%	Rebounds			
FT %:		0-0	0.0%	0-0	0.0%	1-2	50.0%	0-2	0.0%			1			

Bucknell 81 • 7-2

#	Player	Total		3-Ptr		Rebounds			PF	TP	A TO Blk Stl				Min
		FG	FGA	FG	FGA	FT	FTA	Off Def Tot			A	TO	Blk	Stl	
40	Mack, Ellie	f	5-8	1-3	0-0	1	11	12	0	11	3	0	0	1	23
50	Slagus, Kaitlyn	f	8-10	2-4	2-4	1	5	6	1	20	2	3	2	2	21
02	English, Kyi	g	1-6	0-1	5-6	0	0	0	1	7	3	1	0	3	17
20	Walker, Kate	g	4-10	1-4	5-6	0	0	0	14	3	0	0	0	1	22
25	Kapp, Abby	g	2-6	2-6	0-0	0	3	3	0	6	0	2	1	1	22
03	Brugler, Tessa	g	1-1	0-0	0-0	0	5	5	4	2	2	2	1	1	13
04	Hayes, Gia	g	1-4	0-3	1-1	0	0	0	0	3	1	0	0	0	13
12	Walls, Marly	g	2-3	0-1	0-0	0	2	2	0	4	4	2	0	0	15
13	Dumiak, Rachel	g	1-2	1-1	0-0	0	0	0	1	3	0	0	0	0	11
22	Mikkelsen, Maegan	g	0-1	0-0	0-0	1	3	4	2	0	0	0	0	0	8
20	Johnson, Ally	g	3-7	2-5	1-1	1	1	2	3	9	2	0	0	0	20
24	Ceppi, Autumn	g	1-4	0-1	0-0	1	1	2	3	2	0	0	0	0	15
Team						3	2	5							
Totals			29-62	9-29	14-18	8	33	41	15	81	20	10	4	10	200
1st - FG %:		8-16	50.0%	2nd: 7-17	41.2%	3rd: 9-15	60.0%	4th: 5-14	35.7%	Game: 29-62	46.8%	Deadball			
3FG %:		3-8	37.5%	1-9	11.1%	4-6	66.7%	1-6	16.7%	9-29	31.0%	Rebounds			
FT %:		4-5	80.0%	6-8	75.0%	4-5	80.0%	0-0	0.0%	14-18	77.8%	2,1			

Officials: Kara Hunter, Corey Pothier, Michael Henderson
Technical fouls: Iona-None, Bucknell-None.
Attendance: 659
2018-19 Women's Basketball. Round: 0. Bucknell vs Iona. Played at .

Score by periods	1st	2nd	3rd	4th	Total
Iona	10	12	12	9	43
Bucknell	23	21	26	11	81

Last FG - IONA 4th-01:35, BUCKNELL 4th-00:37.
Largest lead - IONA None, BUCKNELL by 39 4th-09:39.
IONA led for 00:00. BUCKNELL led for 39:28. Game was tied for 00:32.

	In	Off	2nd	Fast	Bench
Points	Paint	T/O	Chance	Break	
IONA	16	8	6	0	12
BUCKNE	38	26	4	9	23

Score tied - 0 times.
Lead changed - 0 times.

GAME 11 -- BUCKNELL 73, YOUNGSTOWN STATE 68



Official Basketball Box Score -- Game Totals -- Final Statistics
Youngstown St. vs Bucknell
12/18/18 11:00 am at Lewisburg, Pa. (Sojka Pavilion)



Youngstown St. 68 • 7-3

#	Player	Total		3-Ptr		Rebounds			PF	TP	A TO Blk Stl				Min
		FG	FGA	FG	FGA	FT	FTA	Off Def Tot			A	TO	Blk	Stl	
01	Amara Chikwe	f	1-1	1-1	0-0	4	2	6	3	3	1	0	0	0	31
23	Sarah Cash	f	5-7	0-0	8-10	1	3	4	2	18	2	2	0	0	28
02	Alison Smolinski	g	0-7	0-5	3-4	0	0	0	4	3	1	4	0	2	23
12	Chelsea Olson	g	5-16	4-10	1-2	0	10	10	3	15	2	6	1	2	35
34	McKenah Peters	g	3-9	1-5	2-4	2	4	6	5	9	1	3	0	0	28
04	Deleah Gibson	g	0-0	0-0	0-0	0	0	0	0	0	0	0	0	0	0+
14	Melinda Trimmer	g	3-8	0-2	0-0	1	1	2	2	6	9	0	0	2	33
15	Mary Dunn	g	4-8	2-2	4-7	1	4	5	0	14	0	1	0	0	19
44	Madison Mallory	g	0-0	0-0	0-0	0	0	0	1	0	0	0	0	0	3
Team						1	3	4							
Totals			21-56	8-25	18-27	10	27	37	20	68	16	16	1	6	200
1st - FG %:		3-14	21.4%	2nd: 6-13	46.2%	3rd: 4-12	33.3%	4th: 8-17	47.1%	Game: 21-56	37.5%	Deadball			
3FG %:		0-4	0.0%	4-8	50.0%	2-5	40.0%	2-5	40.0%	8-25	32.0%	Rebounds			
FT %:		6-8	75.0%	0-0	0.0%	3-6	50.0%	9-13	69.2%	18-27	66.7%	7,1			

Bucknell 73 • 9-2

#	Player	Total		3-Ptr		Rebounds			PF	TP	A TO Blk Stl				Min
		FG	FGA	FG	FGA	FT	FTA	Off Def Tot			A	TO	Blk	Stl	
40	Mack, Ellie	f	5-11	1-3	0-0	1	3	4	2	11	1	2	0	1	27
50	Slagus, Kaitlyn	f	3-4	1-1	0-0	3	7	10	2	7	1	2	1	2	34
02	English, Kyi	g	7-17	1-5	5-6	3	4	7	3	20	1	3	0	0	27
20	Walker, Kate	g	9-14	3-3	1-2	0	1	1	2	22	3	2	0	1	31
25	Kapp, Abby	g	2-7	1-5	2-3	0	2	2	4	7	2	0	0	2	28
03	Brugler, Tessa	g	0-0	0-0	1-2	0	0	0	1	1	1	1	0	2	3
12	Walls, Marly	g	1-3	0-0	0-0	1	3	4	2	2	3	0	0	1	17
13	Dumiak, Rachel	g	0-1	0-1	0-0	0	0	0	0	0	0	0	0	0	3
22	Mikkelsen, Maegan	g	0-0	0-0	0-0	0	2	2	0	0	0	0	0	0	4
20	Johnson, Ally	g	1-4	0-0	0-0	0	2	2	2	2	0	1	1	1	18
24	Ceppi, Autumn	g	0-2	0-1	1-2	0	0	0	5	1	0	1	0	0	8
Team						2	3	5							
Totals			28-63	7-19	10-15	10	27	37	23	73	12	13	2	10	200
1st - FG %:		9-14	64.3%	2nd: 5-13	38.5%	3rd: 10-20	50.0%	4th: 4-16	25.0%	Game: 28-63	44.4%	Deadball			
3FG %:		1-4	25.0%	2-5	40.0%	2-5	40.0%	5-8	62.5%	7-19	36.8%	Rebounds			
FT %:		3-3	100.0%	2-4	50.0%	0-0	0.0%	10-15	66.7%	10-15	66.7%	2			

Officials: Bridget Borelli, Jeffrey Smith, Timothy Greene
Technical fouls: Youngstown St.-None, Bucknell-None.
Attendance: 1990
2018-19 Women's Basketball. Round: 0. Bucknell vs Youngstown St.. Played at .

Score by periods	1st	2nd	3rd	4th	Total
Youngstown St.	12	16	13	27	68
Bucknell	22	14	22	15	73

Last FG - YSU 4th-00:03, BUCKNELL 4th-02:21.
Largest lead - YSU None, BUCKNELL by 19 3rd-00:45.
YSU led for 00:00. BUCKNELL led for 39:33. Game was tied for 00:27.

	In	Off	2nd	Fast	Bench
Points	Paint	T/O	Chance	Break	
YSU	22	11	9	6	20
BUCKNE	34	14	11	5	6

Score tied - 0 times.
Lead changed - 0 times.

GAME 10 -- BUCKNELL 80, RIDER 59



Official Basketball Box Score -- Game Totals -- Final Statistics
Rider vs Bucknell
12/15/18 2:00 pm at Lewisburg, Pa. (Sojka Pavilion)



Rider 59 • 4-6

#	Player		Total		3-Ptr		Rebounds			PF	TP	A TO Blk Stl				Min
			FG-FGA	FG-FGA	FT-FTA	Off	Def	Tot	A			TO	Blk	Stl		
11	Daija Moses	f	0-1	0-0	2-2	1	1	2	3	2	1	2	1	0	18	
13	Lea Favre	f	7-14	0-0	3-4	3	0	3	2	17	1	0	1	1	37	
04	Stella Johnson	g	4-17	0-4	1-3	1	3	4	9	1	4	0	2	30		
21	Lexi Posset	g	2-8	0-4	2-2	0	1	1	5	6	2	0	0	1	27	
31	Amari Johnson	g	5-12	1-2	1-1	0	8	8	3	12	1	7	0	2	30	
02	Mia Farmer	g	3-6	2-4	0-0	0	0	0	2	8	0	2	0	0	23	
03	Amanda Mobley	g	0-2	0-0	1-2	0	1	1	0	1	0	1	0	1	10	
23	Teresa Wolak	g	0-0	0-0	2-2	0	0	0	0	2	0	0	0	0	2	
32	Aubre Johnson	g	0-4	0-0	0-0	5	1	6	4	0	0	1	0	0	15	
42	Tracey Goodman	g	1-1	0-0	0-0	1	2	3	0	2	1	0	1	0	8	
Team						5	3	8								
Totals			22-65	3-14	12-16	16	20	36	23	59	7	17	3	7	200	
1st - FG %: 6-12 50.0% 2nd: 6-21 28.6% 3rd: 8-16 50.0% 4th: 2-16 12.5% Game: 22-65 33.8% Deadball Rebounds 4,1																
3FG %: 1-1 100.0% 1-6 16.7% 0-3 0.0% 1-4 25.0% 3-14 21.4% 12-16 75.0%																
FT %: 3-4 75.0% 0-0 0.0% 3-3 60.0% 6-7 85.7%																

GAME 13 -- BUCKNELL 71, AMERICAN 56

Official Basketball Box Score -- Game Totals -- Final Statistics														
American vs Bucknell														
01/03/19 6:00 pm at Lewisburg, Pa. (Sojka Pavilion)														
American 56 • 4-8														
#	Player	FG-FGA	3-Ptr	Rebounds	PF	TP	A	TO	Bk	Stl	Min			
				Off Def Tot										
44	Cecily Carl	f 4-11	0-3	8-8	0 4 4	2 16	1	3	2	1	36			
03	Kaitlyn Lewis	g 2-9	1-2	0-0	1 0 1	2 5	5	2	0	0	34			
10	Jade Edwards	g 2-5	0-0	0-0	1 4 5	2 4	1	2	2	1	23			
12	Indeya Sanders	g 5-7	0-1	1-3	0 1 1	4 11	1	2	0	2	29			
23	Elina Koskimies	g 5-14	2-8	0-0	2 2 4	4 12	1	0	0	1	32			
02	Morgan Bartner	g 0-2	0-2	1-2	0 0 0	0 1	0	1	0	1	12			
04	Emily Fisher	g 3-8	0-1	1-4	2 10 12	2 7	2	2	0	0	30			
14	Taylor Brown	g 0-0	0-0	0-0	0 0 0	2 0	0	0	0	0	2			
21	Maddie Doring	g 0-0	0-0	0-0	0 0 0	0 0	0	0	0	0	2			
Team				3 0 3			1				200			
Totals		21-56	3-17	11-17	9 21 30	18 56	11	13	4	6	200			
1st - FG %: 5-18 27.8% 2nd: 6-14 42.9% 3rd: 5-12 41.7% 4th: 5-12 41.7% Game: 21-56 37.5% Deadball Rebounds 3														
3FG %: 1-6 16.7% FT %: 0-0 0.0%														

Bucknell 71 • 10-3														
#	Player	FG-FGA	3-Ptr	Rebounds	PF	TP	A	TO	Bk	Stl	Min			
				Off Def Tot										
40	Mack, Ellie	f 5-10	1-3	3-4	1 5 6	2 14	2	3	3	1	31			
50	Slagus, Kaitlyn	f 4-6	0-2	1-2	3 7 10	4 9	0	3	2	0	30			
02	English, Kyi	g 4-10	0-1	0-0	0 4 4	2 8	2	4	0	0	27			
20	Walker, Kate	g 3-8	0-1	3-5	1 5 6	0 9	3	2	0	0	30			
25	Kapp, Abby	g 4-6	4-5	0-0	0 1 1	4 12	2	0	2	1	18			
03	Brugler, Tessa	g 0-1	0-0	0-0	2 0 2	2 0	1	0	0	0	1			
04	Hayes, Gia	g 1-2	1-1	0-0	0 0 0	0 3	0	0	0	0	1			
11	O'Brien, Taylor	g 0-2	0-1	0-0	0 0 0	2 0	0	0	0	0	4			
12	Walls, Marly	g 1-4	0-0	3-4	0 4 4	2 5	1	2	0	2	13			
13	Dumiak, Rachel	g 0-0	0-0	0-0	0 0 0	0 0	0	0	0	0	3			
22	Mikkelsen, Maegan	g 0-0	0-0	0-0	0 0 0	0 0	0	0	0	1	3			
23	Johnson, Ally	g 2-3	1-2	0-0	0 1 1	1 5	1	0	0	0	23			
24	Ceppi, Autumn	g 1-2	1-2	3-4	1 1 2	3 6	1	1	1	0	16			
Team				1 1 2							200			
Totals		25-54	8-18	13-19	9 29 38	22 71	13	15	8	5	200			
1st - FG %: 10-15 66.7% 2nd: 4-10 40.0% 3rd: 4-13 30.8% 4th: 7-16 43.8% Game: 25-54 46.3% Deadball Rebounds 5														
3FG %: 4-7 57.1% FT %: 1-1 100.0%														


Officials: Kevin Farlow, Kenneth Kelly, Shawne Goode														
Technical fouls: American-None. Bucknell-None.														
Attendance: 836														
Score by periods						Points		In	Off	2nd	Fast			
	1st	2nd	3rd	4th	Total	AMERICAN	BUCKNELL	Paint	T/O	Chance	Break	Bench		
American	11	14	11	20	56	28	32	6	8	2	8			
Bucknell	25	13	17	16	71	21	5	5	0	8	19			
Last FG - AMERICAN 4th:00:31, BUCKNELL 4th:00:41.														
Largest lead - AMERICAN by 2 1st:09:47, BUCKNELL by 20 4th:04:06.														
AMERICAN led for 01:58. BUCKNELL led for 37:27. Game was tied for 00:13.														

GAME 14 -- BOSTON U. 70, BUCKNELL 62

Official Basketball Box Score -- Game Totals -- Final Statistics														
Boston U. vs Bucknell														
01/06/19 2:00 pm at Lewisburg, Pa. (Sojka Pavilion)														
Boston U. 70 • 6-6 (2-0 PL)														
#	Player	FG-FGA	3-Ptr	Rebounds	PF	TP	A	TO	Bk	Stl	Min			
				Off Def Tot										
03	Naiyah Thompson	f 1-4	0-0	3-4	5 7 12	4 5	3	1	2	1	35			
20	Nia Irving	f 5-12	0-0	2-3	4 4 8	4 12	2	4	0	0	37			
02	Katie Nelson	g 4-11	2-6	4-4	1 4 5	3 14	3	1	1	1	39			
04	Payton Hauck	g 6-14	2-3	6-6	2 4 6	2 20	0	2	1	1	38			
12	Lauren Spearman	g 7-13	5-9	0-0	0 0 0	3 19	3	2	0	1	29			
10	Ashley Sieper	g 0-1	0-0	0-0	0 1 1	0 0	1	0	1	0	8			
23	Tenisha Pressley	g 0-0	0-0	0-0	0 0 0	0 0	0	0	0	0	2			
30	Vanessa Edgehill	g 0-4	0-3	0-0	0 2 2	0 0	2	1	0	1	12			
Team				2 3 5							200			
Totals		23-59	9-21	15-17	14 25 39	16 70	14	11	5	5	200			
1st - FG %: 6-13 46.2% 2nd: 6-16 37.5% 3rd: 7-14 50.0% 4th: 4-16 25.0% Game: 23-59 39.0% Deadball Rebounds 1,2														
3FG %: 2-3 66.7% FT %: 1-2 50.0%														
Bucknell 62 • 10-4 (1-1 PL)														
#	Player	FG-FGA	3-Ptr	Rebounds	PF	TP	A	TO	Bk	Stl	Min			
				Off Def Tot										
40	Mack, Ellie	f 5-12	1-3	2-2	3 2 5	4 13	1	0	0	0	27			
50	Slagus, Kaitlyn	f 5-8	1-4	0-2	2 5 7	3 11	3	2	3	0	33			
02	English, Kyi	g 5-16	1-6	2-4	0 2 2	2 13	1	2	0	0	29			
20	Walker, Kate	g 5-8	2-2	1-3	3 2 5	3 13	2	3	0	1	27			
25	Kapp, Abby	g 2-9	0-6	4-4	2 5 7	2 8	1	1	2	4	28			
03	Brugler, Tessa	g 0-1	0-0	0-0	0 0 0	2 0	0	0	0	2	3			
04	Hayes, Gia	g 0-1	0-1	0-0	0 0 0	1 0	0	0	0	0	1			
11	O'Brien, Taylor	g 1-2	0-0	0-0	0 1 1	0 2	0	0	0	0	3			
12	Walls, Marly	g 0-1	0-0	0-0	0 1 1	0 1	0	1	0	0	10			
13	Dumiak, Rachel	g 0-0	0-0	0-0	0 0 0	1 0	0	0	0	0	2			
22	Mikkelsen, Maegan	g 0-0	0-0	0-0	0 0 0	0 0	0	0	0	0	3			
23	Johnson, Ally	g 0-2	0-1	0-0	0 0 0	1 0	0	0	0	0	20			
24	Ceppi, Autumn	g 1-1	0-0	0-0	0 2 2	1 2	1	0	0	0	14			
Team				2 2 4							200			
Totals		24-61	5-23	9-15	12 22 34	21 62	10	9	5	7	200			
1st - FG %: 6-18 33.3% 2nd: 4-13 30.8% 3rd: 8-12 66.7% 4th: 8-12 66.7% Game: 24-61 39.3% Deadball Rebounds 4,1														
3FG %: 1-5 20.0% FT %: 3-3 100.0%														

Officials: Kevin George, Robert McDow, Randy Campbell														
Technical fouls: Boston U.-None. Bucknell-None.														
Attendance: 1452														
Score by periods						Points		In	Off	2nd	Fast			
	1st	2nd	3rd	4th	Total	BOSTON U.	BUCKNELL	Paint	T/O	Chance	Break	Bench		
Boston U.	15	16	26	13	70	24	36	9	11	0	4			
Bucknell	16	10	16	20	62	10	18	2	2	2	4			
Last FG - BU 4th:02:39, BUCKNELL 4th:04:18.														
Largest lead - BU by 17 3rd:01:18, BUCKNELL by 3 2nd:05:39.														
BU led for 29:53. BUCKNELL led for 03:14. Game was tied for 06:53.														


GAME 15 -- BUCKNELL 66, ARMY WEST POINT 52



Official Basketball Box Score -- Game Totals -- Final Statistics

Bucknell vs Army

01/09/18 7:05 p.m. at West Point, NY



Bucknell 66 • 11-4, 2-1 PL

		Total			3-Ptr			Rebounds								
##	Player	FG-FGA	FG-FGT	FT-FTA	Off	Def	Tot	PF	TP	A	To	Bk	St	Min		
40	MacK, Ellie	f	5-11	3-4	2-2	1	11	12	2	15	2	2	1	28		
50	Slagus, Kaitlyn	f	8-15	0-3	0-0	4	4	8	3	16	0	2	1	28		
02	English, Kyi	g	1-4	0-2	0-0	0	2	2	1	2	7	3	0	29		
20	Walker, Kate	g	5-9	1-3	1-2	0	2	2	3	12	6	0	0	29		
25	Kapp, Abby	g	4-8	3-7	0-0	0	3	3	3	11	1	0	1	0		
03	Brugler, Tessa		0-1	0-0	0-0	1	1	2	0	0	0	1	0	19		
04	Hayes, Gia		0-0	0-0	0-0	0	0	0	0	0	0	0	0	2		
11	O'Brien, Taylor		1-4	1-2	0-0	0	0	0	2	3	0	2	0	6		
12	Walls, Marly		0-0	0-0	0-0	0	0	0	1	0	1	0	0	9		
13	Dumiak, Rachel		0-0	0-0	0-0	0	1	1	1	0	0	0	1	11		
22	Mikkelsen, Maegan		0-0	0-0	0-0	0	0	0	0	0	0	0	0	2		
23	Johnson, Ally		0-2	0-1	0-0	0	0	0	0	0	1	1	1	14		
24	Ceppi, Autumn		2-5	1-1	2-2	0	1	1	3	7	1	0	0	1		
Team						2	2	4						19		
			36	50	0-23	5-6	2	22	26	10	66	10	11	5	8	

GAME 17 -- BUCKNELL 71, LEHIGH 53



Official Basketball Box Score -- Game Totals -- Final Statistics
Lehigh vs Bucknell
01/16/19 6:00 pm at Lewisburg, Pa. (Sojka Pavilion)



Lehigh 53 • 11-5 (3-2 PL)

#	Player	Total		3-Ptr		Rebounds			PF	TP	A	TO	Blk	Stl	Min
		FG-FGA	FG-FGA	FT-FTA	Off Def Tot	PF	TP	A TO Blk Stl Min							
12	Gena Grundhoffer	r	1-7	0-0	4-4	1	4	5	2	6	2	0	0	0	30
30	Cameryn Benz	r	4-13	0-3	0-1	1	7	8	1	8	0	3	0	1	21
15	Camryn Buhr	g	3-7	1-1	2-2	2	2	4	2	9	2	1	0	1	28
22	Hannah Hedstrom	g	3-6	0-1	0-0	2	4	6	3	6	3	3	1	2	27
13	Hailey Pascoe	g	1-6	1-4	0-0	0	3	3	3	3	1	2	1	3	28
03	Clair Steele		2-4	0-2	3-6	0	0	0	1	7	1	2	0	0	12
10	Megan Walker		2-7	0-0	3-3	1	0	1	1	7	0	1	0	2	16
11	Emily Johnson		0-0	0-0	0-0	0	0	0	0	0	0	0	0	0	2
13	Meagan Eripret		1-1	0-0	1-2	0	2	2	2	3	0	0	0	0	8
14	Paige Gallani		0-2	0-2	0-0	0	0	0	0	0	0	0	1	0	5
25	Emma Grothaus		0-2	0-0	0-0	1	0	1	2	0	0	1	0	1	7
44	Mary Clougherty		1-5	0-3	2-2	0	0	0	1	4	1	3	0	0	16
Team						4	1	5				1			
Totals		18-60	2-16	15-20	12	23	35	18	53	10	17	3	10		200
1st - FG %: 0-14 0.0% 2nd: 7-16 43.8% 3rd: 5-17 29.4% 4th: 6-13 46.2% Game: 18-60 30.0% Deadball Rebounds 4															
3FG %: 0-3 0.0% 1-7 14.3% 1-4 25.0% 2-16 12.5%															
FT %: 3-4 75.0% 0-3 0.0% 4-6 66.7% 4-5 80.0% 15-20 75.0%															

Bucknell 71 • 13-4 (4-1 PL)

#	Player	Total		3-Ptr		Rebounds			PF	TP	A	TO	Blk	Stl	Min
		FG-FGA	FG-FGA	FT-FTA	Off Def Tot	PF	TP	A TO Blk Stl Min							
40	Mack, Ellie	r	2-4	1-1	1-3	0	3	3	5	6	3	3	2	1	12
50	Slagus, Kaitlyn	r	7-10	1-3	3-3	3	10	13	4	18	0	2	2	1	31
02	English, Kyi	g	1-6	0-0	4-4	0	2	2	2	6	1	2	0	2	16
20	Walker, Kate	g	5-10	0-2	4-6	0	1	3	14	3	3	3	0	1	33
25	Kapp, Abby	g	1-6	0-4	0-1	0	2	2	1	2	1	2	0	2	23
03	Brugler, Tessa		3-3	0-0	0-0	1	0	1	3	6	1	0	0	1	10
04	Hayes, Gia		0-0	0-0	0-0	0	0	0	2	0	0	0	0	0	2
11	O'Brien, Taylor		4-8	2-4	1-2	0	1	1	0	11	0	1	0	1	14
12	Walls, Marly		1-4	0-1	0-0	0	1	1	1	2	6	1	0	2	22
13	Dumiak, Rachel		0-0	0-0	0-0	0	1	1	0	0	0	0	0	0	5
22	Mikkelsen, Maegan		0-0	0-0	0-0	0	0	0	0	0	0	0	0	0	3
23	Johnson, Ally		1-1	1-1	0-0	1	1	2	2	3	0	0	0	0	5
24	Ceppl, Autumn		1-1	0-0	1-2	1	4	5	2	3	2	4	0	1	24
Team						1	4	5							
Totals		26-53	5-16	14-21	7	30	37	25	71	17	18	4	12		200
1st - FG %: 5-13 38.5% 2nd: 8-16 50.0% 3rd: 7-10 70.0% 4th: 6-14 42.9% Game: 26-53 49.1% Deadball Rebounds 4,1															
3FG %: 2-7 28.6% 0-3 0.0% 2-4 50.0% 5-16 31.3%															
FT %: 2-5 40.0% 5-7 71.4% 3-3 100.0% 4-6 66.7% 14-21 66.7%															

Officials: Cara Seggie,Hillary Hanwell,Dirk Link
Technical fouls: Lehigh-None. Bucknell-None.
Attendance: 1033

Score by periods	1st	2nd	3rd	4th	Total
Lehigh	3	18	15	17	53
Bucknell	14	21	19	17	71

Points	In	Off	2nd	Fast
LEHIGH	26	18	11	0
BUCKNE	40	12	11	13

Last FG - LEHIGH 4th-00:59, BUCKNELL 4th-00:40.
Largest lead - LEHIGH None, BUCKNELL by 21 4th-07:53.
LEHIGH led for 00:00. BUCKNELL led for 39:38. Game was tied for 00:22.

Score tied - 0 times.
Lead changed - 0 times.

GAME 18 -- BUCKNELL 90, COLGATE 62



Official Basketball Box Score -- Game Totals -- Final Statistics
Bucknell vs Colgate
01/19/19 2:00 pm at Hamilton, N.Y. (Cotterrell Court)



Bucknell 90 • 14-4

#	Player	Total		3-Ptr		Rebounds			PF	TP	A	TO	Blk	Stl	Min
		FG-FGA	FG-FGA	FT-FTA	Off Def Tot	PF	TP	A TO Blk Stl Min							
40	Mack, Ellie	r	8-13	1-3	2-3	3	6	9	2	19	0	3	0	1	27
50	Slagus, Kaitlyn	r	4-7	1-4	3-3	2	7	9	3	12	4	4	2	3	27
02	English, Kyi	g	1-7	0-2	0-0	1	2	3	3	2	5	2	0	1	26
20	Walker, Kate	g	2-3	1-1	2-2	1	4	5	1	7	5	3	0	0	29
25	Kapp, Abby	g	5-10	2-7	0-0	2	4	0	13	1	0	1	1	1	21
03	Brugler, Tessa		0-1	0-0	1-2	1	3	4	1	1	0	0	0	0	7
04	Hayes, Gia		0-0	0-0	0-0	0	0	0	0	0	0	0	0	0	3
11	O'Brien, Taylor		3-6	1-3	3-3	1	0	1	2	10	0	1	0	1	10
12	Walls, Marly		1-4	0-1	0-0	0	2	2	2	2	1	1	0	1	12
13	Dumiak, Rachel		0-0	0-0	0-0	1	0	1	0	0	0	1	0	0	4
22	Mikkelsen, Maegan		0-0	0-0	0-0	0	0	0	0	0	0	0	0	0	3
23	Johnson, Ally		4-7	4-4	0-0	0	1	1	3	12	2	1	0	0	16
24	Ceppl, Autumn		2-5	0-0	8-11	2	2	4	1	12	3	1	1	1	15
Team						0	3	3							
Totals		30-63	11-25	19-24	14	32	46	18	90	21	17	4	9		200
1st - FG %: 9-17 52.9% 2nd: 7-17 41.2% 3rd: 9-16 56.3% 4th: 5-13 38.5% Game: 30-63 47.6% Deadball Rebounds 4															
3FG %: 3-6 50.0% 3-8 37.5% 4-6 66.7% 1-5 20.0% 11-25 44.0%															
FT %: 1-1 100.0% 2-2 100.0% 7-9 77.8% 9-12 75.0% 19-24 79.2%															

Colgate 62 • 7-9

#	Player	Total		3-Ptr		Rebounds			PF	TP	A	TO	Blk	Stl	Min
		FG-FGA	FG-FGA	FT-FTA	Off Def Tot	PF	TP	A TO Blk Stl Min							
00	Mylah Chandler	r	5-7	1-1	1-2	1	2	3	2	12	1	1	0	0	25
03	Nia Ahart	g	1-5	1-2	0-0	1	0	1	1	3	0	1	0	0	19
13	Keelah Dixon	g	6-13	2-5	1-1	0	2	2	2	15	0	5	0	1	19
14	Rachel Thompson	g	3-14	0-1	0-0	1	2	1	6	1	2	2	0	0	24
21	Ava Williams	g	1-3	0-0	2-4	1	1	2	1	4	0	0	0	0	21
02	Tegan Graham		1-2	1-2	2-2	0	1	1	1	5	3	0	0	0	19
04	Mackenzie Carroll		0-1	0-1	0-0	0	0	0	1	0	0	1	0	0	4
05	Chelsey Koren		1-1	0-0	2-3	0	0	0	2	4	1	3	0	0	15
15	Haley Greer		1-5	0-2	0-0	0	5	5	2	2	4	1	0	1	21
22	Abby Shubiger		2-6	0-0	1-1	1	2	3	2	5	0	1	1	0	14
30	Katlyn Ghavidel		0-2	0-2	0-0	0	0	0	0	0	0	0	0	0	4
30	Alexa Naessens		0-0	0-0	0-0	0	0	0	2	0	0	1	0	0	4
40	Summer King		3-6	0-1	0-0	2	3	5	4	6	0	0	1	0	11
Team						3	3	6							
Totals		24-65	5-17	9-13	10	20	30	21	62	11	16	2	2		200
1st - FG %: 5-22 22.7% 2nd: 7-14 50.0% 3rd: 8-16 50.0% 4th: 4-13 30.8% Game: 24-65 36.9% Deadball Rebounds 3															
3FG %: 0-1 0.0% 2-3 66.7% 1-5 20.0% 3-6 50.0%															
FT %: 1-1 100.0% 1-1 100.0% 4-5 80.0%															

Officials: Kevin George,Bridget Borelli,Carmen Portortreal
Technical fouls: Bucknell-None. Colgate-None.
Attendance: 263

Score by periods	1st	2nd	3rd	4th	Total
Bucknell	22	19	29	20	90
Colgate	11	17	23	11	62

Points	In	Off	2nd	Fast
BUCKNE	36	20	10	11
COLGAT	32	19	8	11

Last FG - BUCKNELL 4th-03:16, COLGATE 4th-00:55.
Largest lead - BUCKNELL by 31 4th-01:43, COLGATE None.
BUCKNELL led for 38:30. COLGATE led for 00:00. Game was tied for 01:30.

Score tied - 0 times.
Lead changed - 0 times.



2018-19 Bucknell Women's Basketball
Bucknell Season Schedule/Results & Leaders (as of Jan 19, 2019)
All games

RECORD:	OVERALL	HOME	AWAY	NEUTRAL
ALL GAMES	14-4	6-1	6-3	2-0
CONFERENCE	5-1	2-1	3-0	0-0
NON-CONFERENCE	9-3	4-0	3-3	2-0

Date	Opponent		Score		Att. High Points	High Rebounds
11/06/18	at Monmouth	W	70-32		815 (12)Walker, Kate	(10)Slagus, Kaitlyn
11/11/18	QUINNIPIAC	W	75-58		1215 (15)Slagus, Kaitlyn	(14)Slagus, Kaitlyn
11/15/18	at Drexel		42-64	L	359 (8)Walker, Kate	(8)Slagus, Kaitlyn
11/18/18	at Syracuse		56-70	L	1409 (11)Mack, Ellie (11)Kapp, Abby	(7)Slagus, Kaitlyn
11/23/18	vs Massachusetts	W	77-58		436 (19)Kapp, Abby	(10)Slagus, Kaitlyn
11/24/18	vs Fairfield	W	77-54		344 (19)Mack, Ellie	(7)Mack, Ellie
11/25/18	^at Brown	W	91-78		927 (30)Slagus, Kaitlyn	(9)Mack, Ellie
11/29/18	at St. Bonaventure	W	77-46		486 (14)Johnson, Ally	(5)Brugler, Tessa (5)Walker, Kate
12/02/18	IONA	W	81-43		659 (20)Slagus, Kaitlyn	(12)Mack, Ellie
12/15/18	RIDER	W	80-59		825 (16)Kapp, Abby	(8)English, Kyi
12/18/18	YOUNGSTOWN ST.	W	73-68		1990 (22)Walker, Kate	(10)Slagus, Kaitlyn
12/29/18	at Iowa State		61-86	L	10261 (15)Walker, Kate	(6)Mack, Ellie
01/03/19	*AMERICAN	W	71-56		836 (14)Mack, Ellie	(10)Slagus, Kaitlyn
01/06/19	*BOSTON U.		62-70	L	1452 (13)Walker, Kate (13)English, Kyi (13)Mack, Ellie	(7)Slagus, Kaitlyn (7)Kapp, Abby
01/09/19	*at Army	W	66-52		522 (16)Slagus, Kaitlyn	(12)Mack, Ellie
01/12/19	*at Lafayette	W	56-47		584 (20)Slagus, Kaitlyn	(7)Brugler, Tessa
01/16/19	*LEHIGH	W	71-53		1033 (18)Slagus, Kaitlyn	(13)Slagus, Kaitlyn
01/19/19	*at Colgate	W	90-62		263 (19)Mack, Ellie	(9)Mack, Ellie (9)Slagus, Kaitlyn

* = Conference game

Attendance Summary	Games	Attend	Avg/Game
Home	7	8010	1144
Away	9	15626	1736
Neutral	2	780	390
Total	18	24416	1356



2018-19 Bucknell Women's Basketball
Bucknell Combined Team Statistics (as of Jan 19, 2019)
Conference games only

RECORD:	OVERALL	HOME	AWAY	NEUTRAL
ALL GAMES	5-1	2-1	3-0	0-0
CONFERENCE	5-1	2-1	3-0	0-0
NON-CONFERENCE	0-0	0-0	0-0	0-0

##	Player	gp-gs	min	avg	Total		3-Point		F-Throw		Rebounds				pf	dq	a	to	blk	stl	pts	avg
					fg-fga	fg%	3fg-fga	3fg%	ft-fa	ft%	off	def	tot	avg								
50	Slagus, Kaitlyn	6-6	186	31.0	35-58	.603	7-22	.318	9-12	.750	16	37	53	8.8	20	0	8	18	10	5	86	14.3
40	Mack, Ellie	5-5	125	25.0	25-50	.500	7-14	.500	10-14	.714	8	27	35	7.0	15	1	8	11	6	4	67	13.4
20	Walker, Kate	6-6	173	28.8	22-46	.478	5-12	.417	12-20	.600	6	14	20	3.3	10	0	20	11	0	6	61	10.2
25	Kapp, Abby	6-6	123	20.5	16-42	.381	10-32	.313	4-5	.800	4	15	19	3.2	12	0	6	4	7	8	46	7.7
11	O'Brien, Taylor	6-0	57	9.5	14-30	.467	6-13	.462	5-8	.625	1	4	5	0.8	10	0	1	6	1	2	39	6.5
02	English, Kyi	6-6	149	24.8	13-49	.265	1-11	.091	6-8	.750	1	13	14	2.3	10	0	17	13	0	8	33	5.5
24	Cepi, Autumn	6-1	104	17.3	7-15	.467	2-3	.667	14-19	.737	4	11	15	2.5	13	0	8	9	2	3	30	5.0
23	Johnson, Ally	6-0	83	13.8	8-17	.471	7-11	.636	0-0	.000	1	3	4	0.7	7	0	4	3	1	1	23	3.8
03	Brugler, Tessa	6-0	48	8.0	6-11	.545	0-1	.000	2-4	.500	8	8	16	2.7	10	0	4	1	0	4	14	2.3
12	Walls, Marly	6-0	84	14.0	4-17	.235	0-2	.000	6-8	.750	0	14	14	2.3	9	0	10	7	0	7	14	2.3
04	Hayes, Gia	5-0	9	1.8	1-3	.333	1-2	.500	0-0	.000	0	0	0	0.0	3	0	0	0	0	0	3	0.6
13	Dumiak, Rachel	6-0	42	7.0	0-2	.000	0-1	.000	0-0	.000	1	3	4	0.7	2	0	1	2	1	2	0	0.0
22	Mikkelsen, Maegan	6-0	17	2.8	0-0	.000	0-0	.000	0-0	.000	0	0	0	0.0	1	0	1	1	0	1	0	0.0
Team											8	13	21				2					
Total.....		6	1200		151-340	.444	46-124	.371	68-98	.694	58	162	220	36.7	122	1	88	88	28	51	416	69.3
Opponents.....		6	1200		123-345	.357	29-105	.276	65-92	.707	68	137	205	34.2	103	-	66	97	19	31	340	56.7

TEAM STATISTICS	BUCKNELL	OPP
SCORING	416	340
Points per game	69.3	56.7
Scoring margin	+12.7	-
FIELD GOALS-ATT	151-340	123-345
Field goal pct	.444	.357
3 POINT FG-ATT	46-124	29-105
3-point FG pct	.371	.276
3-pt FG made per game	7.7	4.8
FREE THROWS-ATT	68-98	65-92
Free throw pct	.694	.707
F-Throws made per game	11.3	10.8
REBOUNDS	220	205
Rebounds per game	36.7	34.2
Rebounding margin	+2.5	-
ASSISTS	88	66
Assists per game	14.7	11.0
TURNOVERS	88	97
Turnovers per game	14.7	16.2
Turnover margin	+1.5	-
Assist/turnover ratio	1.0	0.7
STEALS	51	31
Steals per game	8.5	5.2
BLOCKS	28	19
Blocks per game	4.7	3.2
ATTENDANCE	3321	1369
Home games-Avg/Game	3-1107	3-456
Neutral site-Avg/Game	-	0-0

Date	Opponent		Score	Att.
* 01/03/19	AMERICAN	w	71-56	836
* 01/06/19	BOSTON U.	L	62-70	1452
* 01/09/19	at Army	w	66-52	522
* 01/12/19	at Lafayette	w	56-47	584
* 01/16/19	LEHIGH	w	71-53	1033
* 01/19/19	at Colgate	w	90-62	263

* = Conference game

Score by Periods	1st	2nd	3rd	4th	Totals
Bucknell	96	97	120	103	416
Opponents	59	80	106	95	340



2018-19 Bucknell Women's Basketball
Bucknell Combined Team Statistics (as of Jan 19, 2019)
All games

RECORD:	OVERALL	HOME	AWAY	NEUTRAL
ALL GAMES	14-4	6-1	6-3	2-0
CONFERENCE	5-1	2-1	3-0	0-0
NON-CONFERENCE	9-3	4-0	3-3	2-0

#	Player	gp-gs	min	avg	Total		3-Point		F-Throw		Rebounds								a	to	blk	stl	pts	avg
					fg-fga	fg%	3fg-fga	3fg%	ft-fa	ft%	off	def	tot	avg	pf	dq								
50	Slagus, Kaitlyn	18-18	505	28.1	88-148	.595	22-56	.393	36-45	.800	41	101	142	7.9	47	0	27	42	24	18	234	13.0		
40	Mack, Ellie	17-17	436	25.6	76-155	.490	17-45	.378	24-33	.727	26	89	115	6.8	40	1	38	32	21	16	193	11.4		
20	Walker, Kate	18-18	507	28.2	68-149	.456	15-44	.341	45-59	.763	12	43	55	3.1	33	1	51	37	2	17	196	10.9		
25	Kapp, Abby	18-18	422	23.4	58-141	.411	43-104	.413	11-14	.786	6	46	52	2.9	41	2	20	24	14	28	170	9.4		
02	English, Kyi	18-18	437	24.3	46-136	.338	8-35	.229	31-40	.775	12	38	50	2.8	32	1	53	40	1	28	131	7.3		
23	Johnson, Ally	18-0	291	16.2	32-76	.421	21-47	.447	8-9	.889	6	16	22	1.2	23	0	15	14	2	6	93	5.2		
11	O'Brien, Taylor	12-0	106	8.8	19-50	.380	8-20	.400	13-18	.722	2	12	14	1.2	14	0	2	11	1	4	59	4.9		
12	Walls, Marly	18-0	243	13.5	20-61	.328	2-13	.154	29-36	.806	6	34	40	2.2	22	0	24	26	0	14	71	3.9		
24	Ceppi, Autumn	17-1	263	15.5	19-46	.413	2-10	.200	20-32	.625	15	27	42	2.5	41	1	19	25	6	13	60	3.5		
04	Hayes, Gia	14-0	65	4.6	8-18	.444	3-8	.375	6-9	.667	0	1	1	0.1	9	0	3	5	0	1	25	1.8		
03	Brugler, Tessa	18-0	148	8.2	13-25	.520	0-3	.000	6-10	.600	12	22	34	1.9	33	0	13	10	4	8	32	1.8		
22	Mikkelsen, Maegan	17-0	79	4.6	2-7	.286	1-2	.500	2-2	1.000	6	8	14	0.8	9	0	1	5	1	2	7	0.4		
13	Dumiak, Rachel	17-0	97	5.7	2-10	.200	1-5	.200	0-0	.000	3	4	7	0.4	3	0	2	4	2	5	5	0.3		
Team											34	35	69				6							
Total.....		18	3599		451-1022	.441	143-392	.365	231-307	.752	181	476	657	36.5	347	6	268	281	78	160	1276	70.9		
Opponents.....		18	3601		383-1032	.371	89-315	.283	201-285	.705	203	418	621	34.5	315	-	199	306	41	123	1056	58.7		

TEAM STATISTICS	BUCKNELL	OPP	Date	Opponent	Score	Att.
SCORING	1276	1056	11/06/18	at Monmouth	w 70-32	815
Points per game	70.9	58.7	11/11/18	QUINNIPIAC	w 75-58	1215
Scoring margin	+12.2	-	11/15/18	at Drexel	L 42-64	359
FIELD GOALS-ATT	451-1022	383-1032	11/18/18	at Syracuse	L 56-70	1409
Field goal pct	.441	.371	11/23/18	vs Massachusetts	w 77-58	436
3 POINT FG-ATT	143-392	89-315	11/24/18	vs Fairfield	w 77-54	344
3-point FG pct	.365	.283	11/25/18	at Brown	w 91-78	927
3-pt FG made per game	7.9	4.9	11/29/18	at St. Bonaventure	w 77-46	486
FREE THROWS-ATT	231-307	201-285	12/02/18	IONA	w 81-43	659
Free throw pct	.752	.705	12/15/18	RIDER	w 80-59	825
F-Throws made per game	12.8	11.2	12/18/18	YOUNGSTOWN ST.	w 73-68	1990
REBOUNDS	657	621	12/29/18	at Iowa State	L 61-86	10261
Rebounds per game	36.5	34.5	* 01/03/19	AMERICAN	w 71-56	836
Rebounding margin	+2.0	-	* 01/06/19	BOSTON U.	L 62-70	1452
ASSISTS	268	199	* 01/09/19	at Army	w 66-52	522
Assists per game	14.9	11.1	* 01/12/19	at Lafayette	w 56-47	584
TURNOVERS	281	306	* 01/16/19	LEHIGH	w 71-53	1033
Turnovers per game	15.6	17.0	* 01/19/19	at Colgate	w 90-62	263
Turnover margin	+1.4	-	* = Conference game			
Assist/turnover ratio	1.0	0.7				
STEALS	160	123				
Steals per game	8.9	6.8				
BLOCKS	78	41				
Blocks per game	4.3	2.3				
ATTENDANCE	8010	16406				
Home games-Avg/Game	7-1144	9-1736				
Neutral site-Avg/Game	-	2-390				

Score by Periods	1st	2nd	3rd	4th	Totals
Bucknell	321	287	371	297	1276
Opponents	229	282	277	268	1056