



# BUCKNELL WOMEN'S BASKETBALL

Patriot League Tournament Champion — 2002, 2008, 2017

NCAA Tournament — 2002, 2008, 20017

Patriot League Regular Season Champion — 1996, 2007, 2016 (co), 2017, 2019 (co)

WNIT — 2007, 2016, 2018

@Bucknell\_Bison | @Bucknell\_WBB | BucknellBison.com

## AMERICAN (22-9, 16-2 PL) at BUCKNELL (27-5, 16-2 PL)

Game 33 • PL Championship • Sunday, March 17 • 12 p.m. • Sojka Pavilion (4,000)

### 2018-19 SCHEDULE

11/6	at Monmouth	W, 70-32
11/11	QUINNIPIAC	W, 75-58
11/15	at Drexel	L, 64-42
11/18	at #18 Syracuse	L, 70-56
11/23	vs. UMass^	W, 77-58
11/24	vs. Fairfield^	W, 77-54
11/25	at Brown^	W, 91-78
11/29	at St. Bonaventure	W, 77-46
12/2	IONA	W, 81-43
12/15	RIDER	W, 80-59
12/18	YOUNGSTOWN STATE	W, 73-68
12/29	at Iowa State	L, 86-61
1/3	AMERICAN*	W, 71-56
1/6	BOSTON UNIVERSITY	L, 70-62
1/9	at Army West Point*	W, 66-52
1/12	at Lafayette*	W, 56-47
1/16	LEHIGH*	W, 71-53
1/19	at Colgate*	W, 90-62
1/23	at Loyola (Md.)*	W, 75-57
1/26	HOLY CROSS*	W, 75-71
1/30	at Navy*	W, 77-43
2/2	at Boston University*	W, 62-58
2/9	LAFAYETTE*	W, 75-43
2/13	at Lehigh*	W, 73-68
2/16	COLGATE*	W, 76-58
2/20	LOYOLA (MD.)*	W, 87-55
2/23	at Holy Cross*	L, 61-60
2/27	NAVY*	W, 90-48
3/2	at American*	W, 65-64
3/6	ARMY WEST POINT*	W, 84-66
3/11	LOYOLA (PL QF)	W, 88-63
3/14	HOLY CROSS (PL SF)	W, 66-31
3/17	AMERICAN (PL FINAL)	12 p.m.

Home games in **BOLD CAPS** at Sojka Pavilion

\* Patriot League game

^ Brown University Turkey Tip-Off (Providence, R.I.)



### ATHLETIC COMMUNICATIONS

#### Assistant Dir. of Athletic Communications:

Matt Jackson

Phone: 412-944-6715

E-Mail: mjj010@bucknell.edu

Fax: 570-577-1660



#### BUCKNELL BISON:

Record	27-5
Patriot League	16-2
2017-18	22-10 (15-3 PL)
Head Coach	Aaron Roussell
At Bucknell	150-71 (seventh)
Overall	311-121 (15th)
Location	Lewisburg, Pa.



#### AMERICAN EAGLES:

Record	22-9
Patriot League	16-2
2017-18	26-7 (16-2 PL)
Head Coach	Megan Gebbia
At American	117-74 (sixth)
Overall	117-74 (sixth)
Location	Washington, D.C.

### GAME INFORMATION

Tip	12 p.m.	Series	American leads 25-20
Radio	90.5 WVBU	First Game	1/15/83 (American, 77-72)
TV	CBS Sports Network	Last Bucknell Win	3/2/19 (65-64)
Internet Audio	BucknellBison.com	Last American Win	12/29/17 (68-58)
Live Stats	BucknellBison.com	Current Streak	Bucknell, 3

### BUCKNELL TENTATIVE STARTING LINEUP

#### Probable Starters:

No.	Name	Pos.	Cl.	Ht.	PPG	RPG	APG
2	Kyi English	G	Sr.	5-5	7.8	2.2	3.0
.....Third Team All-Patriot League (2018) ... 108 career starts ... 1,041 career points ... 301 career assists							
20	Kate Walker	G	Sr.	6-0	10.9	3.9	2.9
.....Two-time All-PL (First in 2018, Second in 2019) ... 1,104 career points ... 94 assists to 58 turnovers							
25	Abby Kapp	G	So.	6-0	9.5	3.1	1.2
.....2018 Patriot League All-Rookie Team ... shooting 43% (71-165) from beyond the arc							
40	Ellie Mack	F	Jr.	6-3	12.8	6.6	2.2
.....First Team All- PL (2019) ... shooting 51% (149-293) ... 14.3 points and 6.8 rebounds in PL play							
50	Kaitlyn Slagus	F	Sr.	6-2	12.7	7.3	1.6
.....3-time All-PL (First in 2019, Second in 2017, 2018) ... 1,451 career points ... 938 career rebounds							

#### The Reserves:

No.	Name	Pos.	Cl.	Ht.	PPG	RPG	Notes
3	Tessa Brugler	F	So.	6-1	1.7	1.6	56 career games played
4	Gia Hayes	G	Jr.	5-8	1.7	0.2	82 career games played
11	Taylor O'Brien	G	Fr.	5-9	5.0	1.3	Averaged 5.6 points in PL games
12	Marly Walls	G	Fr.	5-8	3.4	1.9	1-time PL Rookie of the Week
13	Rachel Dumiak	G	Sr.	5-11	1.0	0.6	28 career starts
22	Maegan Mikkelsen	F	Sr.	6-4	1.1	0.7	85 career games played
23	Ally Johnson	G	So.	5-10	4.3	1.0	41% (32-78) on 3s this season
24	Autumn Ceppi	F	So.	6-1	3.5	2.3	58 career games played

**STAT COMPARISON**

<b>Offensive Breakdown</b>	<b>Bucknell</b>	<b>AU</b>	<b>Defensive Breakdown</b>	<b>Bucknell</b>	<b>AU</b>
Scoring average	72.8	64.8	Scoring defense	57.6	58.3
FG%	.459	.426	FG% defense	.365	.384
3FG%	.377	.358	3FG% defense	.299	.289
FT%	.744	.741	FG/A per game allowed	20.5/56.3	21.5/56.0
FG/A per game	25.9/56.5	22.4/52.5	3FG/A per game allowed	5.3/17.8	5.7/19.9
3FG/A per game	8.4/22.2	6.6/18.6	FT/A per game allowed	11.2/15.7	9.7/14.4
FT/A per game	12.5/16.8	13.4/18.1	Reb. per game allowed	33.8	35.5
Rebounds per game	35.4	32.8	Rebound margin	+1.7	-2.7
Off. rebounds per game	9.5	7.5	Off. reb. allowed per game	11.4	10.9
Assists per game	15.7	15.4	Steals per game	9.2	7.2
Asst/FG ratio	0.60	0.69	Blocks per game	4.4	2.5
Turnovers per game	14.8	13.6	Forced turnovers per game	17.3	15.4
Asst/TO ratio	1.1	1.1	Fouls per game	18.5	15.7

**Bucknell Leaders:**

Scoring .....Ellie Mack (12.8)  
 Rebounding..... Kaitlyn Slagus (7.3)  
 Assists .....Kyi English (3.0)  
 Blocks..... Kaitlyn Slagus (1.5)  
 Steals.....Kyi English (1.7)  
 FG% ..... Kaitlyn Slagus (.584, 149-255)  
 3-pt. FG%.....Abby Kapp (.430, 71-165)  
 FT%..... Ellie Mack (.833, 60-72)

**American Leaders:**

Scoring ..... Cecily Carl (15.8)  
 Rebounding..... Cecily Carl (5.8)  
 Assists ..... Indeya Sanders (3.2)  
 Blocks..... Cecily Carl (0.9)  
 Steals.....Kaitlyn Marenzi (1.6)  
 FG% ..... Jade Edwards (.504, 70-139)  
 3-pt. FG%..... Kaitlyn Marenzi (.462, 30-65)  
 FT%..... Elina Koskimies (.933, 70-75)

**WHERE TO CATCH BISON BASKETBALL****On the Radio:**

- Every game, home and away, on WVBU 90.5 FM, unless otherwise noted

**On the Internet (Audio):**

- Bison Sports Network radio broadcast free of charge via BucknellBison.com

**On the Internet (Video):**

- Every non-league home game and every Patriot League contest available free of charge on Bison Vision through the Patriot League Network (PatriotLeague.tv)
- Justin Antweil is the voice of the Bucknell women's basketball team and can be heard at every Bison game, home or away.

**2018-19 BUCKNELL WOMEN'S BASKETBALL NUMERICAL ROSTER**

<b>No.</b>	<b>Name</b>	<b>Cl.</b>	<b>Pos.</b>	<b>Ht.</b>	<b>Hometown/High School</b>
2	Kyi English	Sr.	G	5-5	East Orange, N.J./East Orange
3	Tessa Brugler	So.	F	6-1	Nazareth, Pa./Nazareth
4	Gia Hayes	Jr.	G	5-8	Maumelle, Ark./eStem High Public Charter School
11	Taylor O'Brien	Fr.	G	5-9	Lafayette Hill, Pa./Plymouth Whitemarsh
12	Marly Walls	Fr.	G	5-8	Bardstown, Ky./Nelson County
13	Rachel Dumiak	Sr.	G	5-11	Carlsbad, Calif./La Costa Canyon
20	Kate Walker	Sr.	G	6-0	Red Oak, Iowa/Red Oak Community
22	Maegan Mikkelsen	Sr.	F	6-4	Woodbridge, Va./Woodbridge
23	Ally Johnson	So.	G	5-10	Fort Michell, Ky./Beechwood
24	Autumn Ceppi	So.	F	6-1	Bedford, Mass./Dana Hall
25	Abby Kapp	So.	G	6-0	Barto, Pa./Boyertown
40	Ellie Mack	Jr.	G	6-3	Paoli, Pa./Conestoga
50	Kaitlyn Slagus	Sr.	F	6-2	Belle Vernon, Pa./Belle Vernon

**PRONUNCIATION GUIDE**

Tessa Brugler..... Brewgler  
 Autumn Ceppi..... SEP-ee  
 Rachel Dumiak ..... DOO-me-ack  
 Kyi English..... Ky  
 Jeanine Radice..... RAH-deese  
 Aaron Roussell ..... ruh-SELL  
 Kaitlyn Slagus..... SLAY-gus

**Head Coach:** Aaron Roussell (Iowa '01), seventh season

**Assistant Coaches:** Jeanine Radice (Fordham '89), second season  
 Darren Guensch (Radford '05), first season  
 Brittany Pinkney (VCU '08), second season

**Manager of Basketball Operations:** Ryland Adkins (Maryland '16), second season

**Athletic Trainer:** Casey Gonzalez (Cal State Fullerton '09)

**Strength & Conditioning Coach:** Matt Baney

**Video Coordinator:** John Studer

**BISON BY STATE**

**Arkansas**  
Hayes (1)



**California**  
Dumiak (1)



**Iowa**  
Walker (1)



**Kentucky**  
Johnson, Walls (2)



**Massachusetts**  
Ceppi (1)



**New Jersey**  
English (1)



**Pennsylvania**  
Brugler, Kapp,  
Mack, O'Brien,  
Slagus, (5)



**Virginia**  
Mikkelsen (1)



# 2018-19 BUCKNELL WOMEN'S BASKETBALL



**2**  
**KYI ENGLISH**  
SR. - G - 5-5



**3**  
**TESSA BRUGLER**  
SO. - F - 6-1



**4**  
**GIA HAYES**  
JR. - G - 5-8



**11**  
**TAYLOR O'BRIEN**  
FR. - G - 5-9



**12**  
**MARLY WALLS**  
FR. - G - 5-8



**13**  
**RACHEL DUMIAK**  
SR. - G - 5-11



**20**  
**KATE WALKER**  
SR. - G - 6-0



**22**  
**MAEGAN MIKKELSEN**  
SR. - F - 6-4



**23**  
**ALLY JOHNSON**  
SO. - G - 5-10



**24**  
**AUTUMN CEPPI**  
SO. - F - 6-1



**25**  
**ABBY KAPP**  
SO. - G - 6-0



**40**  
**ELLIE MACK**  
JR. - G - 6-3



**50**  
**KAITLYN SLAGUS**  
SR. - F - 6-2



**AARON ROUSSELL**  
HEAD COACH



**JEANINE RADICE**  
ASSISTANT COACH



**DARREN GUENSCH**  
ASSISTANT COACH



**BRITTANY PINKNEY**  
ASSISTANT COACH



**RYLAND ADKINS**  
MGR. BASKETBALL OPS.

STARTERS BY GAME

	Guard	Guard	Guard	Forward	Forward
at Monmouth	English	Walker	Kapp	Mack	Slagus
QUINNIPIAC	English	Walker	Kapp	Mack	Slagus
at Drexel	English	Walker	Kapp	Mack	Slagus
at Syracuse	English	Walker	Kapp	Mack	Slagus
vs. UMass	English	Walker	Kapp	Mack	Slagus
vs. Fairfield	English	Walker	Kapp	Mack	Slagus
at Brown	English	Walker	Kapp	Mack	Slagus
at St. Bona.	English	Walker	Kapp	Mack	Slagus
IONA	English	Walker	Kapp	Mack	Slagus
RIDER	English	Walker	Kapp	Mack	Slagus
YSU	English	Walker	Kapp	Mack	Slagus
at Iowa State	English	Walker	Kapp	Mack	Slagus
AMERICAN	English	Walker	Kapp	Mack	Slagus
BOSTON U.	English	Walker	Kapp	Mack	Slagus
at Army	English	Walker	Kapp	Mack	Slagus
at Lafayette	English	Walker	Kapp	Ceppi	Slagus
LEHIGH	English	Walker	Kapp	Mack	Slagus
at Colgate	English	Walker	Kapp	Mack	Slagus
at Loyola	English	Walker	Kapp	Mack	Slagus
HOLY CROSS	English	Walker	Kapp	Mack	Slagus
at Navy	English	Walker	Kapp	Mack	Slagus
at Boston U.	English	Walker	Kapp	Mack	Slagus
LAFAYETTE	English	Walker	Kapp	Mack	Slagus
at Lehigh	English	Walker	Kapp	Mack	Slagus
COLGATE	English	Walker	Dumiak	Mikkelsen	Slagus
LOYOLA	English	Walker	Kapp	Mack	Slagus
at Holy Cross	English	Walker	Kapp	Mack	Slagus
NAVY	English	Walker	Kapp	Mack	Slagus
at American	English	Walker	Kapp	Mack	Slagus
ARMY	English	Walker	Kapp	Mack	Slagus
LOYOLA	English	Walker	Kapp	Mack	Slagus
HOLY CROSS	English	Walker	Kapp	Mack	Slagus

WIN/LOSSES BY LINEUP

**English, Walker, Kapp, Mack, Slagus**.....25-5 (.833)  
at Monmouth (W), QUINNIPIAC (W), at Drexel (L), at #18 Syracuse (L), vs. UMass (W), vs. Fairfield (W), at Brown (W), at St. Bonaventure (W), IONA (W), RIDER (W), YOUNGSTOWN STATE (W), at Iowa State (L), AMERICAN (W), BOSTON U. (L), at Army West Point (W), LEHIGH (W), at Colgate (W), at Loyola (W), HOLY CROSS (W), at Navy (W), at Boston University (W), LAFAYETTE (W), LOYOLA (W), at Holy Cross (L), NAVY(W), at American (W), ARMY WEST POINT (W), LOYOLA (W), HOLY CROSS (W)

**English, Walker, Kapp, Ceppi, Slagus**.....1-0 (1.000)  
at Lafayette (W)

**English, Walker, Dumiak, Mikkelsen, Slagus**.....1-0 (1.000)

LAST TIME OUT

- Bucknell advanced to the championship game with a 66-31 win over Holy Cross on Thursday at Sojka Pavilion. It was the fewest points allowed in Patriot League Tournament history.
- **Kaitlyn Slagus** and **Abby Kapp** led four Bison starters in double figures with 13 points apiece. **Ellie Mack** and **Kate Walker** each tallied 12 points. **Walker** grabbed a team-high nine rebounds, while **Mack** had four boards and three steals.
- Bucknell's defense limited Holy Cross to single digits in three of the four quarters. The Bison posted the largest margin of victory ever in a Patriot League Tournament game (35) and their 18 steals were also a tournament record. It was the least amount of points allowed by the Bison since giving up just 30 against Elmira in 1980.
- **Slagus** added seven rebounds and five steals to go along with her 13 points.

CAREER HIGHS SET LAST GAME

**Kaitlyn Slagus** — steals (5)

WITH A WIN OVER AMERICAN, BUCKNELL WOULD...

- improve to 28-5 overall and set the program record for wins in a season.
- win the Patriot League title for the second time in three seasons and the fourth time overall.
- receive an automatic bid to the NCAA Tournament.
- improve to 21-25 in the all-times series with the Eagles.
- improve to 10-8 against the Eagles during the Roussell era.
- improve to 9-2 against the Eagles with the current senior class.
- improve to 153-73 all-time at Sojka Pavilion.
- improve to 56-6 at Sojka Pavilion over the last four seasons.
- improve to 15-1 at Sojka Pavilion this season.

ABOUT AMERICAN

- American advanced to the title game with a 68-57 win over Lehigh in the semifinal round. The Eagles beat Lafayette 67-47 in the quarterfinal round.
- The Eagles are 22-9 with wins in 18 of their last 19 games. The lone loss during that stretch came to Bucknell, as did their most recent loss before that.
- Senior forward Cecily Carl was voted the Patriot League Player of the Year following the season. Senior Elina Koskimies made the All-Patriot League Second Team.

SERIES HISTORY WITH AMERICAN

- Bucknell and American will meet for the 46th time. The Eagles hold a 25-20 lead in the all-time series, but the Bison have won each of the past three meetings, including both games during this year's regular season. The Bison cruised to a 71-56 win in the first game, but won by just one, 65-64, in the second meeting.
- The current senior class is 8-2 against American.
- Kaitlyn Slagus has averaged 9.5 points, 8.5 rebounds, and 1.3 blocks in 10 career games against the Eagles. Kate Walker has averaged 10.9 points in eight career games.

Series History Against American During the Roussell Era

Date	Location	Result	Bucknell Leading Scorer
1/30/13	Lewisburg, Pa.	L, 66-58	Shelby Romine, 23
2/27/13	Washington, D.C.	L, 54-43	Shelby Romine, 11
*3/7/13	Washington, D.C.	W, 46-43	Audrey Dotson, 17
1/2/14	Washington, D.C.	L, 77-40	Claire DeBoer, 9
3/1/14	Lewisburg, Pa.	L, 67-53	Audrey Dotson, 23
12/31/14	Lewisburg, Pa.	L, 60-55	Audrey Dotson, 19
2/28/15	Washington, D.C.	L, 65-55	Jacquie Klotz, 16
1/6/16	Washington, D.C.	W, 66-60	Claire DeBoer, 22
2/3/16	Lewisburg, Pa.	W, 60-54 (OT)	Claire DeBoer, 25
*3/7/16	Lewisburg, Pa.	W, 73-65	Kyi English, 20
1/5/17	Lewisburg, Pa.	W, 73-67 (OT)	DeBoer, Walker, 14
2/1/17	Washington, D.C.	L, 59-47	Claire DeBoer, 17
*3/10/17	Lewisburg, Pa.	W, 69-57	Claire DeBoer, 14
12/29/17	Washington, D.C.	L, 68-58	Kate Walker, 23
2/24/18	Lewisburg, Pa.	W, 57-52	Kyi English, 18
1/3/19	Lewisburg, Pa.	W, 71-56	Ellie Mack, 14
3/2/19	Washington, D.C.	W, 65-64	Abby Kapp, 15

\*Patriot League Tournament

WHERE DO THEY RANK?

- **Bucknell** is ranked 11th in the latest edition of the CollegeInsider.com Women's Mid-Major Top 25. The Bison are ranked 42nd in the most recent RPI.
- **American** is 11th in the Mid-Major Poll and 72nd in the RPI.



**COMPLETE SERIES HISTORY**

1/15/83	American 77, Bucknell 72	Lewisburg, Pa.
1/14/84	American 72, Bucknell 53	Wash., D.C.
1/2/94	American 79, Bucknell 77 OT	Lewisburg, Pa.
11/28/94	American 62, Bucknell 48	Wash., D.C.
11/18/00	Bucknell 79, American 73	Lewisburg, Pa.
1/19/02	Bucknell 85, American 76 OT	Wash., D.C.
2/12/02	Bucknell 90, American 79	Lewisburg, Pa.
1/11/03	American 75, Bucknell 74	Wash., D.C.
2/8/03	American 72, Bucknell 60	Wash., D.C.
1/10/04	American 50, Bucknell 49	Wash., D.C.
2/7/04	Bucknell 51, American 39	Lewisburg, Pa.
1/28/05	American 56, Bucknell 53	Lewisburg, Pa.
2/11/05	Bucknell 66, American 60	Wash., D.C.
1/10/06	Bucknell 66, American 43	Wash., D.C.
2/7/06	Bucknell 73, American 38	Lewisburg, Pa.
1/10/07	Bucknell 70, American 62	Lewisburg, Pa.
2/6/07	Bucknell 70, American 57	Wash., D.C.
1/16/08	Bucknell 67, American 64 OT	Wash., D.C.
2/13/08	American 50, Bucknell 46	Lewisburg, Pa.
3/9/08	Bucknell 60, American 52	West Point, N.Y.
1/14/09	American 61, Bucknell 55	Lewisburg, Pa.
2/11/09	American 71, Bucknell 63	Wash., D.C.
1/13/10	American 63, Bucknell 51	Wash., D.C.
2/10/10	American 53, Bucknell 49	Lewisburg, Pa.
1/12/11	American 60, Bucknell 55 OT	Lewisburg, Pa.
2/9/11	American 66, Bucknell 38	Wash., D.C.
1/25/12	American 71, Bucknell 45	Wash., D.C.
2/22/12	American 62, Bucknell 59	Lewisburg, Pa.
1/30/13	American 66, Bucknell 58	Lewisburg, Pa.
2/27/13	American 54, Bucknell 43	Wash., D.C.
3/7/13	Bucknell 46, American 43	Wash., D.C.
1/2/14	American 77, Bucknell 40	Wash., D.C.
3/1/14	American, Bucknell 53	Lewisburg, Pa.
12/31/14	American 60, Bucknell 55	Lewisburg, Pa.
2/28/15	American 65, Bucknell 55	Wash., D.C.
1/6/16	Bucknell 66, American 60	Wash., D.C.
2/3/16	Bucknell 60, American 54 OT	Lewisburg, Pa.
3/7/16	Bucknell 73, American 65	Lewisburg, Pa.
1/5/17	Bucknell 73, American 67 OT	Lewisburg, Pa.
2/1/17	American 59, Bucknell 47	Wash., D.C.
3/10/17	Bucknell 69, American 57	Lewisburg, Pa.
12/29/17	American 68, Bucknell 58	Wash., D.C.
2/24/18	Bucknell 57, American 52	Lewisburg, Pa.
1/3/19	Bucknell 71, American 56	Lewisburg, Pa.
3/2/19	Bucknell 65, American 64	Wash., D.C.

**BUCKNELL-AMERICAN PL TOURNAMENT SERIES HISTORY**

- Bucknell is 4-0 against American in Patriot League Tournament games, including three games with Aaron Roussell as head coach.
- Sunday will be the first championship game between the teams. Bucknell has beaten American in two semifinal games and two quarterfinal games.

Year	Result	Round	Location
2008	#5 Bucknell 60, #1 American 52	Semifinal	West Point, N.Y.
2013	#6 Bucknell 46, #3 American 43	Quarterfinal	Washington, D.C.
2016	#2 Bucknell 73, #7 American 65	Quarterfinal	Lewisburg, Pa.
2017	#1 Bucknell 69, #4 American 57	Semifinal	Lewisburg, Pa.

**HOW THEY GOT HERE****American (#2 Seed)**

- **Non-conference** — American went 4-7 in non-conference play, including an 0-4 record in a tough final stretch against quality opponents (Virginia, Penn State, High Point, Ohio). The Eagles also had strong opponents in Stanford and FGCU. Their top non-league win came over Tulsa.
- **Patriot League** — The Eagles went 16-2 in league play. They opened with a 71-56 loss at Bucknell before reeling off 15 consecutive victories, the longest winning streak by a Patriot League team this season. The streak came to a close with a 65-64 home loss to Bucknell before the Eagles closed the regular season with a win over Navy.
- **Patriot League Quarterfinal** — American never trailed on its way to a 67-47 win over 10th-seeded Lafayette. Kaitlyn Marenzy paced the Eagles with 20 points and six assists.
- **Patriot League Semifinal** — The Eagles led third-seeded Lehigh by just five after three quarters, but pulled away in the fourth to get a 68-57 win. Cecily Carl had a double-double with 20 points and 11 rebounds, while Kaitlyn Lewis tallied 17 points and four assists.

**Bucknell (#1 Seed)**

- **Non-conference** — Bucknell went 9-3 in non-conference play, including a 75-58 win over Quinnipiac. The Bobcats won the MAAC title and are 39th in the RPI. The Bison's losses came to two guaranteed NCAA Tournament teams (Syracuse and Iowa State) and another (Drexel) that is in the CAA Tournament Final on Saturday. Bucknell won the Brown University Turkey Tip-Off with wins over UMass, Fairfield, and Brown, and had another solid victory against Youngstown State.
- **Patriot League** — The Bison went 16-2 in league play, including regular season sweeps over second-seeded American and third-seeded Lehigh. They suffered a home loss to Boston University and a road loss on a buzzer-beating 3-pointer at Holy Cross.
- **Patriot League Quarterfinal** — **Ellie Mack** (17), **Kyi English** (14), **Kate Walker** (12), and **Abby Kapp** (11) all scored in double-figures to lead Bucknell to an 88-63 win over eighth-seeded Loyola (Md.). The Bison shot 57% (31-55) from the field and 44% (12-27) from beyond the arc.
- **Patriot League Semifinal** — Bucknell set Patriot League Tournament records for fewest points allowed (31), margin of victory (35), and steals (18) in a 66-31 win over Holy Cross. **Kaitlyn Slagus** finished with 13 points, seven rebounds, and five steals.

**BUCKNELL PATRIOT LEAGUE TITLE GAME HISTORY**

- Bucknell is set to make its fifth appearance in the Patriot League title game. The Bison are 3-1 when playing in the championship round.
- Sunday will be the second time the Bison will host the title game at Sojka Pavilion and also the second time they will play for the title as the top seed. They defeated second-seeded Navy 79-71 in overtime in 2017.
- Bucknell has also won as a #2 seed, beating #1 seed Holy Cross in Worcester, Mass., in 2002, and as a #5 seed, beating #2 seed Holy Cross in Worcester, Mass., in 2008. The Bison lost to #1 seed Holy Cross while playing as the #2 seed in Worcester in 2000.

Year	Result	Location	Bucknell Leading Scorer
2000	#1 Holy Cross 87, #2 Bucknell 63	Worcester, Mass.	dddddd
2002	#2 Bucknell 88, #1 Holy Cross, 74	Worcester, Mass.	Molly Creamer, 22
2008	#5 Bucknell 57, #2 Holy Cross 45	Worcester, Mass.	Amanda Brown, 14
2017	#1 Bucknell 79, #2 Navy 71 (OT)	Lewisburg, Pa.	Claire DeBoer, 30

**1 AND 2 SEEDS IN PATRIOT LEAGUE TOURNAMENT**

- The top two seeds have met in the final of the Patriot League Tournament 10 times. The #1 seed is 9-1 in those games. Bucknell is the only #2 seed to defeat a #1 in the finals, beating Holy Cross in 2002.
- The #1 seed has been the champion in each of the past four Patriot League Tournaments. The top seed has won 20 of the 27 tournaments with a record of 20-1.
- The #2 seed has a record of 3-1 all-time in the Patriot League Tournament title game.

**2019 ALL-PATRIOT LEAGUE****Player of the Year**

Cecily Carl, Sr., F, American

**Defensive Player of the Year**

Natalie Kucowski, So., F, Lafayette

**Rookie of the Year**

Avery LaBarbera, G, Holy Cross

**Coach of the Year**

Marisa Mosely, Boston University

**First Team**

Camryn Buhr, Jr., G, Lehigh

Cecily Carl, Sr., F, American

Madison Hovren, Sr., F, Army West Point

**Ellie Mack, Jr., F, Bucknell**

Lauren Manis, Jr., F, Holy Cross

**Kaitlyn Slagus, Sr., F, Bucknell****Second Team**

Payton Hauck, Sr., G, Boston University

Elina Koskimies, Sr., G, American

Natalie Kucowski, So., F, Lafayette

Rachel Thompson, Jr., G, Colgate

**Kate Walker, Sr., G, Bucknell****Third Team**

Jennifer Coleman, Fr., G, Navy

Nia Irving, Jr., F, Boston University

Avery LaBarbera, Fr., G, Holy Cross

Stephanie Karcz, Jr., G, Loyola

Katie Nelson, So., G, Boston University

**All-Defensive**

Hannah Hedstrom, Jr., G, Lehigh

Stephanie Karcz, Jr., G, Loyola

Elina Koskimies, Sr., G, American

Natalie Kucowski, So., F, Lafayette

Bianca Roach, Sr., G, Navy

Rachel Thompson, Jr., G, Colgate

**All-Rookie**

Riley Childs, F, Boston University

Jennifer Coleman, G, Navy

Taleah Dixon, G, Loyola

Jade Edwards, G, American

Avery LaBarbera, G, Holy Cross

**Scholar-Athlete of the Year**

Cecily Carl, Sr., F, American

**All-Academic**

Cecily Carl, Sr., F, American

Delaney Connolly, So., F, Loyola

Hannah Hedstrom, Jr., G, Lehigh

Elina Koskimies, Sr., G, American

Jess Lewis, Sr., G, Army West Point

**BUCKNELL PL TOURNAMENT HISTORY DURING ROUSSELL ERA**

- The Bison are 8-5 in the Patriot League Tournament in Roussell's seven seasons as head coach.
- They have only played four of the nine teams in those seven tournaments — American, Holy Cross, Loyola (Md.) and Navy
- Bucknell has been the one seed one other time during Roussell's time with the team. They beat Loyola (Md.), American, and Navy to win the Patriot League title in 2017.
- The Bison have been in the semifinals in five of Roussell's seven seasons and the title game twice.

Year	Seed	Opponent	Round	Result	Leading Bucknell Scorer
2013	6	at #3 American	QF	W, 46-43	Audrey Dotson, 17
2013	6	at #2 Navy	SF	L, 60-48	Horbatuck, Romine 14
2014	4	#5 Holy Cross	QF	L, 79-66	Audrey Dotson, 16
2015	4	#5 Navy	QF	L, 60-49	Claire DeBoer, 15
2016	2	#7 American	QF	W, 73-65	Kyi English, 20
2016	2	vs. #3 Loyola	SF	L, 65-53	Claire DeBoer, 15
2017	1	#8 Loyola	QF	W, 75-72	Sune Swart, 20
2017	1	#4 American	SF	W, 69-57	Claire DeBoer, 14
2017	1	#2 Navy	CH	W, 79-71 OT	Claire DeBoer, 30
2018	2	#7 Holy Cross	QF	W, 67-53	Kaitlyn Slagus, 15
2018	2	#3 Navy	SF	L, 68-62	Kate Walker, 25
2019	1	#8 Loyola	QF	W, 88-63	Ellie Mack, 17
2019	1	#5 Holy Cross	SF	W, 66-31	Slagus, Kapp 13

**Record by Opponent**

American 3-0

Holy Cross 2-1

Loyola (Md.) 2-1

Navy 1-3

**Total 8-5 (.615)****ENGLISH, SLAGUS, WALKER IN PATRIOT LEAGUE TOURNAMENT**

- Seniors **Kyi English**, **Kaitlyn Slagus**, and **Kate Walker** have played in all nine Patriot League games during their four years at Bucknell.
- The Bison are 7-2 in the Patriot League Tournament with the current senior class.
- **English** has scored in double-digits in six of the nine games. **Walker** has scored in double-digits in each of the past six games in the tournament. **Slagus** has four double-digit games and two double-doubles in the tournament.
- **English** was voted to the 2016 Patriot League All-Tournament Team after averaging 16.5 points in games against American and Loyola.
- **Walker** was selected to the 2018 Patriot League All-Tournament Team after averaging 10.0 points and 5.5 rebounds in games against Holy Cross and Navy.

**Game-by-Game Points-Rebounds-Assists in PL Tournament**

		English	Slagus	Walker
2016	American	20-1-3	5-4-0	2-0-0
2016	Loyola	13-3-0	0-5-0	6-0-0
2017	Loyola	12-2-4	9-5-4	3-2-1
2017	American	12-2-2	12-9-1	10-2-0
2017	Navy	5-5-2	9-2-5	14-5-3
2018	Holy Cross	13-6-2	15-13-3	13-2-3
2018	Navy	7-5-2	15-10-1	25-9-3
2019	Loyola	14-1-2	9-6-1	12-7-7
2019	Holy Cross	2-1-3	13-7-1	12-9-2
	<b>Averages</b>	<b>10.9 ppg</b>	<b>9.7 ppg</b>	<b>10.8 ppg</b>
		<b>2.7 rpg</b>	<b>6.8 rpg</b>	<b>4.0 rpg</b>
		<b>2.2 apg</b>	<b>1.9 apg</b>	<b>2.1 apg</b>

**NATIONAL POSTSEASON TOURNAMENT STREAK**

- After three combined appearances in the NCAA Tournament and WNIT in the first 42 years of the program, Bucknell has qualified for either the NCAA Tournament or WNIT in each of the past three seasons and is guaranteed a national postseason spot this season.

**Bucknell National Postseason Games Past Three Seasons**

Date	Opponent	Result	Leading Bucknell Scorer
3/17/16	Akron (WNIT)	W, 74-70	Jacquie Klotz, 21
3/19/16	Michigan (WNIT)	L, 95-72	Jacquie Klotz, 21
3/17/17	Maryland (NCAA)	L, 103-61	Sune Swart, 14
3/15/18	West Virginia (WNIT)	L, 83-50	Kaitlyn Slagus, 15

**PATRIOT LEAGUE****2018-19 PATRIOT LEAGUE STANDINGS**

	<b>League</b>		<b>Overall</b>	
	W-L	Pct.	W-L	Pct.
<b>Bucknell</b>	<b>16-2</b>	<b>.889</b>	<b>27-5</b>	<b>.843</b>
American	16-2	.889	22-9	.710
Lehigh	12-6	.667	21-10	.677
Boston U.	11-7	.611	15-14	.517
Holy Cross	9-9	.500	18-13	.581
Colgate	8-10	.444	12-17	.444
Army	6-12	.333	11-19	.367
Loyola	5-13	.278	7-24	.226
Navy	5-13	.278	10-19	.345
Lafayette	2-16	.111	8-23	.258

**UPCOMING SCHEDULE****PATRIOT LEAGUE CHAMPIONSHIP****Sunday, March 17**

#2 American at #1 Bucknell, 12 p.m.

**RECENT RESULTS****PATRIOT LEAGUE SEMIFINALS****Thursday, March 14**

#1 Bucknell 66, #5 Holy Cross 31

#2 American 68, #3 Lehigh 57

**PATRIOT LEAGUE QUARTERFINALS****Monday, March 11**

#1 Bucknell 88, #8 Loyola, 63

#3 Lehigh 78, #6 Colgate 68

#5 Holy Cross 72, #4 Boston University 70

#2 American 67, #10 Lafayette 47

**PATRIOT LEAGUE FIRST ROUND****Saturday, March 9**

#8 Loyola (Md.) 58, #9 Navy 45

#10 Lafayette 63, #7 Army West Point 61

**Wednesday, March 6**

Bucknell 84, Army West Point 66

Lehigh 79, Holy Cross 74 (OT)

Colgate 77, Lafayette 67

American 69, Navy 44

Loyola (Md.) 59, Boston University 55

**Saturday, March 2**

Bucknell 65, American 64

Holy Cross 80, Colgate 67

Boston University 67, Army West Point 42

Lehigh 67, Lafayette 50

Loyola (Md.) 55, Navy 50

**Wednesday, Feb. 27**

Lehigh 65, Loyola (Md.) 46

American 71, Holy Cross 44

Bucknell 90, Navy 48

Boston University 50, Lafayette 49

Colgate 85, Army West Point 80

**Saturday, Feb. 23**

Holy Cross 61, Bucknell 60

American 67, Lafayette 57

Boston University 66, Navy 55

Colgate 58, Loyola (Md.) 47

Lehigh 55, Army West Point 46

**70 IS THE MAGIC NUMBER**

- Bucknell is nearly unbeatable when reaching 70 points in a game. The Bison are 82-2 during the Roussell era when scoring at least 70 points.
- The only two losses came to Navy in double overtime in 2014 and Michigan in 2016.
- Bucknell has scored 70-plus points in 21 of its wins this season.

**STREAKS OF NOTE****Kyi English** — 85 consecutive starts, 10 straight games with a steal**Kaitlyn Slagus** — 102 consecutive starts**Kate Walker** — 64 consecutive starts, 10 straight games with double-digit points**SLAGUS BREAKS REBOUNDING RECORD/MOVES UP IN POINTS**

- Senior **Kaitlyn Slagus** is just the third player in program history to eclipse 1,000 points and 900 rebounds.
- She ranks eighth in program history with 1,451 career points and is first in Bucknell history and 10th all-time in the Patriot League with 938 rebounds. She broke the previous record of 904 set by Hope Foster (2004-08) in a game at Holy Cross on Feb. 23, 2019.

**CONSISTENT SUCCESS**

- Over the last four seasons, Bucknell leads the Patriot League in both overall record (101-29) and league record (64-8).
- Army West Point is second in overall record (79-44) and American is second in league record (48-24).

**HISTORY AGAINST THE PATRIOT LEAGUE**

- Bucknell is 285-236 against current members of the Patriot League.
- The Bison are 239-177 in Patriot League play.
- Bucknell has a winning record against six teams in the conference -- Army West Point, Boston University, Colgate, Lafayette, Loyola, and Navy.
- The Bison have won three Patriot League titles and have played in the title game four times.

***Bucknell History Against the Patriot League (Including PL Tournament)***

Opponent	Record	Last Played	Result	Streak
American	20-25	3/2/19	W, 65-64	Won, 3
Army West Point	39-25	3/4/19	W, 84-66	Won, 6
Boston University	10-2	2/2/19	W, 62-58	Won, 1
Colgate	48-22	2/16/19	W, 76-58	Won, 7
Holy Cross	24-45	3/14/19	W, 66-31	Won, 1
Lafayette	45-38	2/9/19	W, 75-43	Won, 10
Lehigh	42-43	2/13/19	W, 73-68	Won, 3
Loyola	18-7	3/11/19	W, 88-63	Won, 4
Navy	39-29	2/27/19	W, 90-48	Won, 2

***Roussell Against the Patriot League (Including PL Tournament)***

Opponent	Record	Opponent	Record
Loyola	13-2	Holy Cross	11-6
Lafayette	12-2	Boston U.	10-2
Colgate	12-2	American	9-8
Navy	12-6	Army	8-6
Lehigh	11-3	<b>Total: 98-37 (.726)</b>	

**TWO BUCKNELL PLAYERS RECEIVE PATRIOT LEAGUE PRESEASON HONORS**

- Seniors Kaitlyn Slagus and Kate Walker were voted as two of the top five players in the conference as they were named to the Preseason All-Patriot League Team.
- Slagus made the Preseason All-Patriot League Team for the second straight year.

***Preseason All-Patriot League***

Lauren Manis, Holy Cross (Player of the Year)

**Kaitlyn Slagus, Bucknell****Kate Walker, Bucknell**

Cecily Carl, American

Stephanie Karcz, Loyola

***Actual All-PL First Team***

Cecily Carl, American (Player of the Year)

**Kaitlyn Slagus, Bucknell****Ellie Mack, Bucknell**

Madison Hovren, Army

Lauren Manis, Holy Cross

Camryn Buhr, Lehigh

**SLAGUS ONE OF THE MOST EFFICIENT PLAYERS IN THE NATION**

- **Kaitlyn Slagus** ranks first in the Patriot League in FG% (.584) and third in 3FG% (.398). She is one of just three players in the nation that ranks in the top three of their respective conference in both categories. The others are Kamiah Smalls (JMU) and Macy Miller (South Dakota State).

CAREER DOUBLE-DOUBLES

Kaitlyn Slagus (30)

at Lafayette (16-11), 3/2/16  
at Binghamton (17-16), 11/11/16  
NJIT (22-10), 11/16/16  
at Elon (20-11), 11/22/16  
at Akron (13-11), 11/30/16  
vs. Cleveland State (17-14), 12/18/16  
vs. Manhattan (16-13), 12/20/16  
vs. Navy (17-10), 12/30/16  
vs. American (13-11), 1/5/17  
at Loyola (14-11), 1/18/17  
vs. Army West Point (22-13), 1/28/17  
vs. Loyola (13-13), 2/15/17  
at Lafayette (19-13), 2/22/17  
at Rider (14-11), 11/10/17  
vs. Akron (20-15), 11/12/17  
vs. Iona (19-12), 12/3/17  
at Boston University (12-10), 1/2/18  
vs. Army West Point (16-10), 1/5/18  
vs. Lehigh (12-10), 2/7/18  
at Loyola (22-12), 2/14/18  
vs. Holy Cross (18-10), 2/17/18  
at Navy (12-13), 2/21/18  
vs. American (12-17), 2/24/18  
vs. Holy Cross (15-13), 3/5/18  
vs. Navy (15-10), 3/8/18  
at Monmouth (11-10), 11/6/18  
vs. Quinnipiac (15-14), 11/11/18  
vs. UMass (18-10), 11/23/18  
vs. Lehigh (18-13), 1/16/19  
at American (11-11, 3/2/19)

Ellie Mack (3)

vs. Iona (11-12), 12/2/18  
at Army (15-12), 1/9/19  
vs. Navy (15-10), 2/27/19

COLLEGEINSIDER.COM MID-MAJOR POLL

3/12/19 (records at time of poll)

1. Gonzaga (26)	26-3
2. South Dakota State (2)	24-5
3. FGCU (21)	25-4
4. Drake (1)	23-5
5. South Dakota (1)	27-4
6. BYU	22-5
7. Central Michigan	24-6
8. James Madison	24-4
9. Quinnipiac	25-6
10. Wright State	25-6
11. Bucknell	25-5
12. Maine	24-7
13. Belmont	26-6
14. Ohio	25-4
15. Green Bay	22-7
16. Drexel	22-7
17. Princeton	20-9
18. Penn	22-5
19. American	20-9
20. Lamar	24-5
21. Buffalo	20-9
22. UC Davis	23-6
23. Mercer	25-7
24. Missouri State	20-9
25. UT Arlington	23-6

**OTHERS RECEIVING VOTES:** North Carolina A&T 40, Radford 27, Marist 26, New Mexico State 26, Miami (OH) 25, Stephen F. Austin 17, Saint Mary's 16, Youngstown State 16, Little Rock 11, Idaho 9, Pepperdine 8, Troy 8

DOMINATING THE BOARDS

- Bucknell has won the rebounding battle in 127 of its past 157 games.
- The Bison led the Patriot League in rebounding margin in each of the past four seasons and in five of the first six seasons with Aaron Roussell as head coach.

BUCKNELL'S SCHOOL-RECORD WIN STREAKS

- Bucknell has had a 12-game winning streak in each of the last three straight seasons, breaking the school record for consecutive wins during the 2016-17 season and matching it during the 2017-18 season and the current season.

BISON PICKED FIRST IN PRESEASON PATRIOT LEAGUE POLL

- For the third straight year Bucknell was picked first in the Patriot League Preseason Poll, receiving 14 of a possible 18 first-place votes.
- It is just the fourth time in program history that Bucknell finished first in the Patriot League Preseason Poll. The Bison were picked first prior to the 2007-08 season and went on to win the Patriot League Tournament and played North Carolina in the NCAA Tournament. They were picked first in 2016-17 and went on to win the Patriot League Tournament before playing Maryland in the NCAA Tournament. They tied for first in the poll last season and finished second.

Patriot League Preseason Poll

- 1. Bucknell, 154 points (14 first-place votes)**
- |                          |
|--------------------------|
| 2. American, 137 (2)     |
| 3. Loyola (129 (4)       |
| t4. Lehigh, 91           |
| t4. Navy, 91             |
| 6. Holy Cross, 81        |
| 7. Army West Point, 75   |
| 8. Lafayette, 63         |
| 9. Boston University, 56 |
| 10. Colgate, 23          |

Actual Finish

- t1. Bucknell (16-2)**
- |                             |
|-----------------------------|
| t1. American (16-2)         |
| 3. Lehigh (12-6)            |
| 4. Boston University (11-7) |
| 5. Holy Cross (9-9)         |
| 6. Colgate (8-10)           |
| 7. Army West Point (6-12)   |
| t8. Loyola (5-13)           |
| t8. Navy (5-13)             |
| 10. Lafayette (2-16)        |

A LOOK AT THE NON-CONFERENCE SCHEDULE

- Ten of Bucknell's 12 non-conference opponents have made a national postseason tournament within the past three seasons.
- The Bison finished with a better non-conference record (9-3) than any other team in the league.

Team	Tournament	Year	Date/Result
Monmouth	---	---	W, 70-36
Quinnipiac	NCAA	2017, 2018	W, 75-58
Drexel	WNIT	2016, 2017, 2018	L, 64-42
Syracuse	NCAA	2016, 2017, 2018	L, 70-56
UMass	---	---	W, 77-58
Fairfield	WBI	2016	W, 77-54
Brown	WBI	2017	W, 91-78
St. Bonaventure	NCAA	2016	W, 77-46
Iona	NCAA	2016	W, 81-43
Rider	WNIT	2017	W, 80-59
Youngstown State	WBI	2016	W, 73-68
Iowa State	NCAA	2017	L, 86-61

FEW CLOSE GAMES

- Twenty-four of Bucknell's 32 games have been decided by double-digits, including 21 of the team's 27 wins and three of the five losses.
- The only two wins in which Bucknell didn't hold a double-digit lead at some point were a 75-71 win over Holy Cross and a 65-64 win over American.

ROUSSELL SIGNS CONTRACT EXTENSION

- Prior to this season Bucknell head coach Aaron Roussell signed a multi-year contract extension with the Bison.
- Roussell is the third-longest tenured coach in program history. He will tie for second with Lori Howard with seven full seasons at the end of this season.

ESPN BRACKETOLOGY

- In the most recent ESPN Bracketology, released by Charlie Creme on March. 16, Bucknell is projected as a 13-seed playing fourth-seeded Iowa State in Ames, Iowa.
- Since the NCAA Tournament moved to 64 teams in 1994, the highest seed by a Patriot League team is 13th.



**BUCKNELL RECORD WHEN...****During Aaron Russell's seven seasons...**

Leading at halftime:	119-12
Tied at the half:	3-4
Trailing at halftime:	28-55
Shoot 40% or higher:	120-21
Shoot less than 40%:	29-50
Shoot higher % than opp.:	133-18
Shoot lower % than opp.:	17-53
Opp. shoot worse than 40%:	114-24
Opp. shoot 40% or higher:	36-45
Score less than 60 points:	25-48
Score 60-69 points:	43-21
Score 70-79 points:	63-1
Score 80-89 points:	16-0
Score 90-99 points:	3-1
Score 100+ points:	0-0
Opp. score less than 60 pts.:	97-15
Opp. score 60-69 pts.:	39-34
Opp. score 70-79 pts.:	15-11
Opp. score 80-89 points:	0-7
Opp. score 90-99 points:	0-3
Opp. score 100+ points:	0-1
Outrebounded opponent:	129-39
Outrebounded by opponent:	18-30
Fewer turnovers than opp.:	56-7
More turnovers than opp.:	89-60
Make 5 or more 3-pointers:	111-30
Make 4 or fewer 3-pointers:	40-41
Games decided by 5 or fewer:	33-14
Overtime games:	9-3
At Home:	83-20
On Road:	64-50
Neutral Site:	2-1
Games following a loss:	44-26
Games following a win:	105-44
More bench points than opp.:	77-25
Fewer or same bench pts.:	73-46
On Monday:	6-2
On Tuesday:	9-5
On Wednesday:	50-17
On Thursday:	8-6
On Friday:	10-4
On Saturday:	50-25
On Sunday:	17-11
In November:	30-17
In December:	21-14
In January:	47-14
In February:	38-16
In March:	14-9

**2018-19 ACCOLADES****All-Patriot League (3)**

Kaitlyn Slagus (First Team)  
 Ellie Mack (First Team)  
 Kate Walker (Second Team)

**Preseason All-Patriot League (2)**

Kaitlyn Slagus  
 Kate Walker

**Patriot League Player of the Week (4)**

Kaitlyn Slagus, 3 (11/26, 1/14, 2/18)  
 Abby Kapp (12/17)

**Turkey Tip-Off All Tournament (3)**

Kaitlyn Slagus (MVP)  
 Abby Kapp  
 Ellie Mack

**BUCKNELL'S 90-POINT GAMES**

- Bucknell's 91 points in a win over Brown were its most since scoring 92 in a double overtime loss to Navy on Jan. 15, 2014.
- It was the Bison's highest point total in regulation since scoring 93 in a win over Lycoming in 2009.
- It was the team's highest point total in a regulation game against a Division I opponent since scoring 94 in a win over Holy Cross on March 5, 2004.
- The Bison added two more 90-point games this season with a 90-62 win over Colgate and a 90-48 victory over Navy. It is the first time the team has posted three 90-point games in a season since 2000-01.

**25-PLUS POINT QUARTERS**

- Bucknell has scored 25 or more points in a quarter 16 times this season, all coming in wins.

***Bucknell's 25-Point Quarters***

Opponent	Quarter	Points	Final Score
Quinnipiac	3rd	25	W, 75-58
UMass	1st	28	W, 77-58
Brown	1st	27	W, 91-78
Brown	4th	30	W, 91-78
St. Bonaventure	2nd	25	W, 77-46
St. Bonaventure	2nd	26	W, 77-46
Iona	3rd	26	W, 81-43
Rider	3rd	30	W, 80-59
American	1st	25	W, 71-56
Colgate	3rd	29	W, 90-62
Navy	1st	27	W, 77-43
Lehigh	4th	26	W, 73-68
Loyola (Md.)	1st	26	W, 87-55
Loyola (Md.)	3rd	25	W, 87-55
Navy	4th	26	W, 90-48
Loyola (Md.)	2nd	25	W, 88-63

**SENIOR CLASS MAKES BUCKNELL AND PATRIOT LEAGUE HISTORY**

- Bucknell's current senior class — **Rachel Dumiak, Kyi English, Maegan Mikkelsen, Kaitlyn Slagus, and Kate Walker** — is 101-29. The class broke the previous program record of 92 wins set by last year's graduating seniors and the previous Patriot League record set by Army West Point's 2016 graduating class.

**OVERTIME WIN STREAK**

- Bucknell has won seven straight overtime games over the last five seasons. Six of the victories came against league opponents.
- The Bison have not played an overtime game since beating Navy in overtime in the championship game of the 2017 Patriot League Tournament.

Date	Opponent	Result	Leading Scorer
11/22/14	Fairleigh Dickinson	W, 61-60 (OT)	Tyler Craig, 14
1/3/15	Colgate	W, 77-75 (OT)	Audrey Dotson, 27
1/14/15	Navy	W, 44-42 (OT)	Claire DeBoer, 16
1/13/16	Lehigh	W, 80-77 (OT)	Claire DeBoer, 23
2/3/16	American	W, 60-54 (OT)	Claire DeBoer, 25
1/5/17	American	W, 73-67 (OT)	DeBoer, Walker, 14
3/12/17	Navy	W, 79-71 (OT)	Claire DeBoer, 30

**BALANCED SCORING**

- Seven different players have led Bucknell in scoring in a game this season.
- Bucknell has had a minimum of eight scorers in 25 of 32 games this season, averaging 9.5 scorers per game.

**CONVERTING FROM THE LINE**

- The Bison finished first in the Patriot League in free throw percentage in four of the past five seasons -- 2013-14 (.735), 2014-15 (.740), 2016-17 (.760), and 2017-18 (.747)
- Bucknell has shot over 70 percent from the line in each of the past seven seasons.

***Career 70% Or Better From The Line***

Ellie Mack	.796 (78-98)
Kaitlyn Slagus	.788 (287-364)
Kate Walker	.784 (232-296)
Marly Walls	.768 (43-56)
Abby Kapp	.750 (36-48)
Kyi English	.750 (222-296)
Maegan Mikkelsen	.729 (35-48)
Taylor O'Brien	.703 (26-37)

## TOP STAT PERFORMANCES (2018-19)

### Points

30	Kaitlyn Slagus, at Brown (11/25/18)
29	Ellie Mack, vs. Army (3/6/19)
22	Kate Walker, vs. YSU (12/18/18)
20	Kaitlyn Slagus, vs. Iona (12/2/18)
20	Kyi English, vs. YSU (12/18/18)
20	Kaitlyn Slagus, at Lafayette (1/12/19)

### Rebounds

14	Kaitlyn Slagus, vs. Quinnipiac (11/11/18)
13	Kaitlyn Slagus, vs. Lehigh (1/16/19)
12	Ellie Mack, vs. Iona (12/2/18)
12	Ellie Mack, at Army (1/9/19)
11	Kaitlyn Slagus, at American (3/2/19)

### Assists

8	Kyi English, vs. Quinnipiac (11/11/18)
7	Kyi English, vs. UMass (11/23/18)
7	Kyi English, at Army (1/9/19)
7	Kate Walker, at Loyola (1/23/19)
7	Kaitlyn Slagus, vs. Loyola (2/20/19)
7	Kate Walker, vs. Loyola (3/11/19)

### Steals

5	Kyi English, at Syracuse (11/18/18)
5	Kate Walker, at Monmouth (11/6/18)
5	Kyi English, vs. Army (3/6/19)
5	Kaitlyn Slagus, vs. Holy Cross (3/14/19)
4	Kyi English, vs. Quinnipiac (11/11/18)
4	Abby Kapp, vs. Boston U. (1/6/19)
4	Marly Walls, at Holy Cross (2/23/19)
4	Kate Walker, vs. Loyola (3/11/19)

### Blocks

4	Kaitlyn Slagus, vs. Colgate (2/16/19)
3	Kaitlyn Slagus, vs. UMass (11/23/18)
3	Ellie Mack, vs. American (1/3/19)
3	Kaitlyn Slagus, vs. Boston U. (1/6/19)
3	Kaitlyn Slagus, vs. Holy Cross (1/26/19)
3	Kaitlyn Slagus, at Lehigh (2/13/19)
3	Ellie Mack, at Lehigh (2/13/19)
3	Ellie Mack, vs. Loyola (2/20/19)
3	Kaitlyn Slagus, at American (3/2/19)
3	Ellie Mack, vs. Holy Cross (3/14/19)

### Field Goals Made

9	Kate Walker, vs. YSU (12/18/18)
9	Ellie Mack, vs. Army (3/6/19)
9	Kate Walker, vs. Army (3/6/19)
8	Kaitlyn Slagus, at Brown (11/25/18)
8	Kaitlyn Slagus, vs. UMass (11/23/18)
8	Kaitlyn Slagus, vs. Iona (12/2/18)
8	Kaitlyn Slagus, at Army (1/9/19)
8	Ellie Mack, at Colgate (1/19/19)
8	Kaitlyn Slagus, at Loyola (1/23/19)

### 3-Pointers Made

7	Ellie Mack, vs. Army (3/6/19)
5	Abby Kapp, at Brown (11/25/18)
5	Abby Kapp, vs. UMass (11/23/18)

### Free Throws Made

12	Kaitlyn Slagus, at Brown (11/25/18)
8	Autumn Ceppi, at Colgate (1/19/19)
8	Ellie Mack, at Lehigh (2/13/19)
7	Marly Walls, vs. Rider (12/15/18)

## COMEBACK WINS

- Over the last six seasons, Bucknell has erased a double-digit deficit on its way to a win 15 times.
- Thirteen of the 15 double-digit comebacks were against Patriot League opponents. Seven of the wins have come on the road.

Date	Opponent	Result	Largest Deficit	Time Left
1/8/14	Lafayette	W, 75-72	13	6:29 (1st half)
1/18/14	Army	W, 56-55	14	13:49 (2nd half)
2/8/14	Holy Cross	W, 82-79	14	10:09 (2nd half)
2/26/14	at Lehigh	W, 82-79	12	9:12 (1st half)
1/3/15	Colgate	W, 77-75 (OT)	11	13:39 (2nd half)
2/18/15	at Loyola	W, 72-61	10	7:35 (1st half)
1/9/16	at Holy Cross	W, 58-51	11	7:40 (2Q)
1/13/16	Lehigh	W, 80-77 (OT)	17	9:07 (4Q)
3/7/16	American	W, 73-65	13	5:48 (2Q)
11/13/16	at Saint Joseph's	W, 64-61	15	7:33 (2Q)
1/5/17	American	W, 73-67 (OT)	11	9:06 (2Q)
2/25/17	at Navy	W, 63-54	19	3:22 (2Q)
3/12/17	Navy	W, 79-71 (OT)	11	5:14 (1Q)
11/10/17	at Rider	W, 76-71	16	9:35 (2Q)
2/14/18	at Loyola	W, 74-69	14	9:47 (3Q)

## BISON BREAK PROGRAM'S 3-POINT RECORD... AGAIN

- Bucknell has hit 268 3-pointers this season, smashing the previous program record of 214 set during the 2016-17 season
- The top six spots for 3-pointers in a season in Bucknell's record book have come during Aaron Roussell's time at Bucknell.
- **Abby Kapp** is leading the way for Bucknell, hitting 43.0 percent (71-165) of her shots from beyond the arc. Her total currently ranks second for a single season in program history. She needs nine more to break Jacquie Klotz's record of 79.
- The Bison have three of the top five spots in 3-point FG% in the Patriot League. **Kapp** is first, **Kaitlyn Slagus** is third (.398, 37-93), and **Ellie Mack** is fifth (.396, 40-101).

## ROUSSELL REACHES ANOTHER MILESTONE

- In his seventh season as the head coach of the Bison, Aaron Roussell ranks second in program history with 150 wins. He now has 311 for his career, with the 300th coming by a 75-71 score over Holy Cross at Sojka Pavilion earlier this season.
- Roussell's winning percentage with the Bison (.679) is by far the best in program history. The next closest winning percentage by a Bucknell women's basketball coach was .508 by Rebecca Carr over four seasons from 1976-80.
- Roussell has the highest winning percentage in Patriot League games amongst the current league coaches.
- In his 15th season overall as a head coach, Roussell has 311 career wins. That ranks fourth amongst current Patriot League coaches, while his career winning percentage (.720) ranks first.

## BISON MOVE UP SCHOOL'S RECORD BOOK

- Seniors Kaitlyn Slagus and Kate Walker are in the top-10 in statistical categories at Bucknell as they enter their final season. Below is a closer look at the current players moving up the lists.

Points	3-point field goal attempts	Rebounds
7. Kaitlyn Slagus, 1,451	6. Kaitlyn Slagus, 402	1. Kaitlyn Slagus, 938
	7. Kate Walker, 347	
3-point field goals	Assists	Blocks
6. Kaitlyn Slagus, 130	8. Kyi English, 301	2. Kaitlyn Slagus, 146
7. Kate Walker, 122		

## BISON IN SOJKA PAVILION RECORD BOOK

- With Bucknell's success at Sojka Pavilion during Aaron Roussell's time as head coach, it's no surprise that current players rank in the top five in multiple statistical categories at the arena.
- Sojka Pavilion opened in 2003.

Blocks	3-point field goal attempts	Points
2. Kaitlyn Slagus, 86	2. Kaitlyn Slagus, 198	3. Kaitlyn Slagus, 713
	3. Kate Walker, 190	
3-point field goals	Rebounds	
2. Kate Walker, 67	1. Kaitlyn Slagus, 467	
4. Kaitlyn Slagus, 63		

RECORD BY CONFERENCE

ACC (0-1)

at Syracuse L, 70-56

ATLANTIC 10 (2-0)

vs. UMass W, 77-58

at St. Bonaventure W, 77-46

BIG 12 (0-1)

at Iowa State L, 86-61

CAA (0-1)

at Drexel L, 64-42

HORIZON LEAGUE (1-0)

YOUNGSTOWN STATE W, 73-68

IVY LEAGUE (1-0)

at Brown W, 91-78

MAAC (5-0)

at Monmouth W, 70-32

QUINNIPIAC W, 75-58

vs. Fairfield W, 77-54

IONA W, 81-43

RIDER W, 80-59

PATRIOT LEAGUE (18-2)

American (2-0) W, 71-56 | W, 65-64

Boston University (1-1) L, 70-62 | W, 62-58

Army West Point (2-0) W, 66-52 | W, 84-66

Lafayette (2-0) W, 56-47 | W, 75-43

Lehigh (2-0) W, 71-53 | W, 73-68

Colgate (2-0) W, 90-62 | W, 76-58

Loyola (3-0) W, 75-57 | W, 87-55 | W, 88-63

Holy Cross (2-1) W, 75-71 | L, 61-60 | W, 66-31

Navy (2-0) W, 77-43 | W, 90-48

LEADERS/RECORD BREAKDOWN

LED BUCKNELL IN SCORING

Kaitlyn Slagus 13 (13-0)

Ellie Mack 9 (7-2)

Kate Walker 6 (3-3)

Abby Kapp 5 (4-1)

Kyi English 3 (1-2)

Ally Johnson 1 (1-0)

Taylor O'Brien 1 (1-0)

LED BUCKNELL IN REBOUNDS

Kaitlyn Slagus 17 (14-3)

Ellie Mack 12 (10-2)

Kate Walker 5 (5-0)

Tessa Brugler 2 (2-0)

Kyi English 1 (1-0)

Abby Kapp 1 (0-1)

LED BUCKNELL IN ASSISTS

Kyi English 12 (10-2)

Kate Walker 8 (8-0)

Ellie Mack 6 (5-1)

Marly Walls 3 (3-0)

Kaitlyn Slagus 3 (2-1)

Abby Kapp 1 (1-0)

Tessa Brugler 1 (1-0)

Ally Johnson 1 (0-1)

Autumn Ceppi 1 (1-0)

BISON OFFENSIVE NOTES

• Bucknell leads the Patriot League in scoring (72.8), scoring margin (+15.2), FT% (.744), FG% (.459), 3FG% (.377), assists (15.7), and 3FG made (8.4).

• The Bison have scored more points than their opponent's average points allowed entering the game in 27 of 32 contests.

Opponent	Pts. Allowed Entering Game	Bucknell Points Scored
Monmouth	65.1 (2017-18)	70
Quinnipiac	52.0	75
UMass	67.0	77
Fairfield	49.8	77
Brown	72.0	91
St. Bonaventure	70.3	77
Iona	69.8	81
Rider	68.4	80
Youngstown State	53.4	73
Iowa State	59.2	61
American	67.8	71
Army West Point	56.8	66
Lehigh	54.9	71
Colgate	64.3	90
Loyola (Md.)	65.9	75
Holy Cross	62.9	75
Navy	54.7	77
Boston University	61.0	62
Lafayette	58.2	75
Lehigh	55.3	73
Colgate	66.5	76
Loyola (Md.)	64.5	77
Navy	56.2	90
American	59.1	65
Army West Point	59.4	88
Loyola (Md.)	63.6	88
Holy Cross	63.0	66

A LOOK AT HOW THE OPPONENTS ARE DOING

Opponent	Result	Record	RPI	Last Game
Monmouth	W, 70-32	14-17	215	L, 80-42 vs. Quinnipiac (MAAC SF)
Quinnipiac	W, 75-58	26-6	39	W, 81-51 vs. Marist (MAAC Final)
Drexel	L, 64-42	24-7	63	W, 73-69 vs. Northeastern (CAA SF)
Syracuse	L, 70-56	24-8	10	L, 91-66 vs. Notre Dame (ACC SF)
UMass	W, 77-58	16-16	206	L, 73-63 vs. Fordham (A10 QF)
Fairfield	W, 77-54	11-20	284	L, 63-48 vs. Quinnipiac (MAAC QF)
Brown	W, 91-78	9-21	282	L, 75-53 vs. Penn
St. Bonaventure	W, 77-46	8-22	261	L, 74-49 (A10 1st)
Iona	W, 81-43	5-26	324	L, 54-46 vs. Rider (MAAC QF)
Rider	W, 80-59	19-12	171	L, 62-52 vs. Marist (MAAC SF)
Youngstown State	W, 73-68	22-9	121	L, 55-53 vs. Green Bay (Horizon SF)
American	W, 71-56 W, 65-64	22-9	72	W, 68-57 vs. Lehigh (PL SF)
Boston University	L, 70-62 W, 62-58	15-14	174	L, 72-70 vs. Holy Cross (PL QF)
Army West Point	W, 66-52 W, 88-64	11-19	290	L, 63-61 vs. Lafayette (PL 1st)
Lafayette	W, 56-47 W, 75-43	8-23	320	L, 67-47 at American (PL QF)
Lehigh	W, 71-53 W, 73-68	21-10	126	L, 68-57 vs. Lehigh (PL SF)
Colgate	W, 90-62 W, 76-58	12-17	248	L, 78-68 (PL QF)
Loyola (Md.)	W, 75-57 W, 87-55 W, 88-63	7-23	268	W, 58-45 vs. Navy (PL 1st)
Holy Cross	W, 75-71 L, 61-60 W, 66-31	18-13	173	L, 66-31 at Bucknell (PL SF)
Navy	W, 77-43 W, 90-49	10-19	255	L, 58-45 at Loyola (PL 1st)



# SOJKA PAVILION

- The Bison are an incredible 56-6 (.903) at Sojka Pavilion over the last four seasons, coinciding with the current senior class. They are 83-20 (.806) at home during Aaron Roussell's tenure as head coach.
- Now in its 16th season playing at Sojka Pavilion, Bucknell is 152-73 (.676) on its home court,
- Bucknell finished a perfect 16-0 at Sojka Pavilion in 2016-17, including a 12-0 record against Patriot League opponents. They were one of just eight teams in the nation that went unbeaten at home that season.
- The current senior class ranks 12th in the nation in home record during their four seasons at Bucknell. They easily have the best home record of any team in the Patriot League.

	TEAM (Primary Home)	2015-16	2016-17	2017-18	2018-19	Total (Pct.)
1	UCONN (Gampel Pavilion/XL Center)	15-0	16-0	14-0	12-0	57-0 (1.000)
2	BAYLOR (Ferrell Center)	20-0	15-1	18-0	15-0	68-1 (.986)
3	NOTRE DAME (Purcell Pavilion)	16-0	16-1	16-1	14-1	62-3 (.954)
4	SOUTH DAKOTA (Sanford Coyote Center)	17-1	13-1	17-2	14-0	61-4 (.938)
5	MISSISSIPPI STATE (Humphrey Coliseum)	16-2	12-1	18-0	14-1	60-4 (.938)
6	FGCU (Alico Arena)	19-3	17-1	18-0	16-1	70-5 (.933)
7	GREEN BAY (Kress Center)	14-1	13-1	13-0	13-2	53-4 (.930)
8	BELMONT (Curb Event Center)	13-0	11-1	13-1	11-2	48-4 (.923)
9	LAMAR* (Montagne Center)	9-5	15-0	13-0	14-0	51-5 (.911)
10	OREGON STATE (Gill Coliseum)	16-1	16-2	14-2	15-1	61-6 (.910)
11	RADFORD (Dedmon Center)	11-3	13-0	12-1	14-1	50-5 (.910)
12	BUCKNELL (Sojka Pavilion)	14-1	16-0	12-4	14-1	56-6 (.903)
13	LOUISVILLE (KFC YUM! Center)	13-3	18-2	18-1	14-1	63-7 (.900)
13	MAINE (Cross Insurance Center)	12-0	10-2	10-2	13-1	45-5 (.900)
15	MARYLAND (Xfinity Center)	16-2	16-1	12-3	14-1	58-7 (.892)
16	JAMES MADISON (Convocation Center)	14-0	14-4	14-3	14-0	56-7 (.889)
17	QUINNIPIAC (People's United Center)	13-2	12-1	12-1	10-2	47-6 (.887)
18	SOUTH CAROLINA (Colonial Life Arena)	16-1	15-1	15-2	11-4	57-8 (.877)
18	UCLA (Pauley Pavilion)	15-1	16-0	15-2	11-5	57-8 (.877)
20	STANFORD (Maples Pavilion)	15-2	12-3	14-2	13-1	54-8 (.871)

\* Lamar is 33-5 at home against Division I opponents.

**BISON AMONG PL LEADERS****Kyi English**

Steals .....7th (1.7)  
Assists ..... 9th (3.0)

**Abby Kapp**

3FG%..... 1st (.430, 71-165)  
3FG Made .....2nd (2.2)  
Blocks.....8th (0.7)  
Field Goal %..... 9th (.459, 106-231)

**Ellie Mack**

Field Goal %.....3rd (.509, 149-293)  
Blocks.....3rd (1.3)  
3FG%..... 5th (.396, 40-101)  
Scoring .....8th (12.8)

**Kaitlyn Slagus**

Field Goal %..... 1st (.584, 149-255)  
Blocks.....2nd (1.5)  
3FG%.....3rd (.398, 37-93)  
Rebounding.....7th (7.3)  
Free Throw %.....7th (.778, 70-90)  
Scoring .....9th (12.7)

**Kate Walker**

Field Goal %.....8th (.460, 128-278)  
Free Throw %.....8th (.725, 66-91)  
Assists ..... 10th (2.9)

**TEAM**

Scoring .....1st (72.8)  
Scoring Margin.....1st (+15.2)  
Free Throw %.....1st (.744)  
Field Goal %.....1st (.459)  
FG% Defense.....1st (.365)  
3FG %.....1st (.377)  
3FG Made .....1st (8.4)  
Blocks.....1st (4.4)  
Assists .....1st (15.7)

**BUCKNELL RECORD WHEN...****2018-19 Season**

Leading at halftime: 23-1  
Tied at the half: 1-0  
Trailing at halftime: 3-4  
Shoot 40% or higher: 27-2  
Shoot less than 40%: 0-3  
Shoot higher % than opp.: 25-2  
Shoot lower % than opp.: 2-3  
Opp. shoot worse than 40%: 19-3  
Opp. shoot 40% or higher: 8-2  
Score less than 60 points: 1-2  
Score 60-69 points: 4-3  
Score 70-79 points: 14-0  
Score 80-89 points: 5-0  
Score 90-99 points: 3-0  
Opp. score less than 60 pts.: 18-1  
Opp. score 60-69 pts.: 7-1  
Opp. score 70-79 pts.: 2-2  
Opp. score 80-89 points: 0-1  
Outrebounded opponent: 15-0  
Outrebounded by opponent: 9-5  
Fewer turnovers than opp.: 18-3  
More turnovers than opp.: 8-2  
Make 5 or more 3-pointers: 27-3  
Make 4 or fewer 3-pointers: 0-2  
Games decided by 5 or fewer: 5-1  
Overtime games: 0-0  
More bench points than opp.: 18-2  
Fewer or same bench pts.: 9-4

**ALL-TIME STARTS**

Name	Career	Streak*	Last Start
Kaitlyn Slagus	117	102	HOLY CROSS (3/14/19)
Kyi English	108	85	HOLY CROSS (3/14/19)
Kate Walker	75	64	HOLY CROSS (3/14/19)
Abby Kapp	36	7	HOLY CROSS (3/14/19)
Ellie Mack	30	7	HOLY CROSS (3/14/19)
Rachel Dumiak	28	0	COLGATE (2/16/19)
Gia Hayes	1	0	MANHATTAN (12/20/16)
Autumn Ceppi	1	0	COLGATE (2/16/19)
Maegan Mikkelsen	1	0	---
Tessa Brugler	0	0	---
Ally Johnson	0	0	---
Taylor O'Brien			
Marly Walls			

\*Includes previous seasons

**THE LAST TIME...****A Bucknell Individual:**

Scored 40 or more points: ..... Molly Creamer, 44 at Lafayette, 2/21/03  
Scored 30 or more points: ..... Kaitlyn Slagus, 30 at Brown, 11/25/18  
Made 15 FGs: ..... Molly Creamer, 16 at Lafayette, 2/21/03  
Made 8 3PT FGs: ..... Trisha Krewson, 8 vs. Lycoming, 12/30/09  
Made 7 3PT FGs: ..... Ellie Mack, 7 vs. Army West Point, 3/6/19  
Made 15+ FTs: ..... Shelby Romine, 19 at Colgate, 1/22/11  
Made 10+ FTs: ..... Kaitlyn Slagus, 12 at Brown, 11/25/18  
Had 25+ rebounds: ..... Bobbi Castens, 28 vs. Mansfield, 2/24/77  
Had 20+ rebounds: ..... Desire Almind, 20 vs. Colgate, 3/7/04  
Had 15+ rebounds: ..... Kaitlyn Slagus, 15 vs. Akron, 11/12/17  
Had 10+ rebounds: ..... Kaitlyn Slagus, 11 at American, 3/2/19  
Had 10+ assists: ..... Shelby Romine, 10 vs. Binghamton, 11/14/13  
Had 5+ blocks: ..... Sune Swart, 5 vs. Navy, 3/12/17  
Had 10+ steals: ..... Karin Wegener, 12 vs. Gettysburg, 1/29/79  
Had 8+ steals: ..... Lauren Schober, 9 vs. Colgate, 2/21/09  
Had 5+ steals: ..... Kaitlyn Slagus, 5 vs. Holy Cross, 3/14/19  
Played 40+ minutes: ..... Megan McGurk (44), Claire DeBoer (42) vs. Navy, 3/12/17  
Played 40 minutes: ..... Megan McGurk (44), Claire DeBoer (42) vs. Navy, 3/12/17  
Had a double-double: ..... Kaitlyn Slagus (11 points, 11 rebounds) at American, 3/2/19

**A Bucknell Team:**

Won in overtime: .....79-71 (OT) vs. Navy, 3/12/17  
Lost in overtime: ..... 94-92 (2OT) vs. Navy, 1/15/14  
Played more than one overtime: ..... 94-92 vs. Navy, 1/15/14 (2OT)  
Scored 100 points: ..... 100 vs. Canisius, 11/27/02  
Scored 90 points: ..... 90 vs. Navy, 2/27/19  
Scored less than 50 points: ..... 42 at Drexel, 11/15/18  
Scored less than 40 points: ..... 39 at Pitt, 12/20/17  
Scored 50+ in a half: .....54 (2nd) vs. Rider, 12/15/18  
Gave up 100 points: ..... 100 vs. Bowling Green, 12/3/03  
Gave up less than 50 points: ..... 31, vs. Holy Cross, 3/14/19  
Gave up less than 40 points: ..... 31 vs. Holy Cross, 3/14/19  
Shot over 60% FG: .....632 (36-57) vs. Loyola (Md.), 2/20/19  
Shot under 30% FG: .....286 (20-70) at Iowa Stae, 12/29/18  
Held opponent under 30% FG: .....226 (12-53) vs. Holy Cross, 3/14/19  
Made 40+ FG: ..... 41 vs. Colgate, 2/16/02  
Made 10+ 3PT FG: ..... 11 vs. Army West Point, 3/6/19  
Did not make a 3PT: ..... at Virginia Tech, 11/17/13  
Attempted 40 FT: ..... 40 vs. Holy Cross, 3/5/04  
Made 35 FT: ..... 35 vs. Holy Cross, 3/5/04  
Had 60+ rebounds: ..... 62 vs. UMBC, 12/9/14  
Had 50+ rebounds: ..... 52 vs. Army West Point, 1/5/18  
Had 25+ assists: .....28 vs. Iona, 1/3/05  
Committed less than 10 turnovers: ..... 8 vs. Lafayette, 2/9/19  
Committed 25+ turnovers: ..... 31 at Syracuse, 11/18/18  
Forced 30+ turnovers: ..... 30 vs. American, 2/7/06  
Had 20+ steals: ..... 20 vs. Colgate, 2/21/09  
Had 10+ blocks: ..... 10 vs. Delaware, 12/20/15  
Three players had 20 points: .....DeBoer, (22), Slagus (21), Klotz (20) vs. Army, 1/2/16  
Two players had 20 points: ..... Kate Walker (22) and Kyi English (20) vs. YSU, 12/18/18  
Five players had 10+ points: .....English (15), Kapp (14), Mack (12), Slagus (11), Walker (10), 2/20/19  
Two players had double-doubles: .....Claire DeBoer and Kaitlyn Slagus vs. Loyola, 2/15/17

## BUCKNELL/OPPONENT TEAM HIGHS/LOWS

BUCKNELL			OPPONENT		
Points, 1st Half	High	46	2x, last vs. Loyola (3/11/19)	48	vs. Brown (11/25/18)
	Low	18	at Drexel (11/15/18)	12	vs. Holy Cross (3/14/19)
Points, 2nd Half	High	54	vs. Rider (12/15/18)	41	at Iowa State (12/29/18)
	Low	13	at Drexel (11/15/18)	15	at Monmouth (11/11/18)
Total Points	High	91	at Brown (11/25/18)	81	at Iowa State (12/29/18)
	Low	42	at Drexel (11/15/18)	31	vs. Holy Cross (3/14/19)
FG Made	High	36	vs. Loyola (2/20/19)	32	at Brown (11/25/18)
	Low	16	at Drexel (11/15/18)	12	2x, last vs. Holy Cross (3/14/19)
FG Attempted	High	70	at Iowa State (12/29/18)	66	at Lehigh (2/13/19)
	Low	48	2x, last at Lehigh (2/13/19)	41	at St. Bonaventure (11/29/18)
FG Percentage	High	.632	vs. Loyola (2/20/19)	.516	at Brown (11/25/18)
	Low	.286	at Iowa State (12/29/18)	.211	at Monmouth (11/6/18)
3-Pt. FG Made	High	14	vs. UMass (11/23/18)	11	vs. Army West Point (3/6/19)
	Low	4	2x, last at Iowa State (12/29/18)	1	at Monmouth (11/6/18)
3-Pt. FG Attempted	High	30	2x, last at St. Bonaventure (11/29/18)	26	2x, last vs. Army West Point (3/6/19)
	Low	13	vs. Fairfield (11/24/18)	9	vs. UMass (11/23/18)
3-Pt. FG Percentage	High	.550	vs. Loyola (2/20/19)	.450	at Loyola (1/23/19)
	Low	.167	at Iowa State (12/29/18)	.091	at Monmouth (11/6/18)
FT Made	High	25	at Lehigh (2/13/19)	22	at Iowa State (12/29/18)
	Low	1	vs. UMass (11/23/18)	1	vs. Iona (12/2/18)
FT Attempted	High	29	2x, last at Lehigh (2/13/19)	27	vs. Youngstown State (12/18/18)
	Low	4	vs. UMass (11/23/18)	4	vs. Iona (12/2/18)
FT Percentage	High	1.000	vs. Army West Point (3/6/19)	.950	vs. Loyola (3/11/19)
	Low	.250	vs. UMass (11/23/18)	.250	vs. Iona (12/2/18)
Offensive Rebounds	High	14	2x, last at Colgate (1/19/19)	17	2x, last at Navy (1/30/19)
	Low	3	at Navy (1/30/19)	5	at Brown (11/25/18)
Defensive Rebounds	High	33	3x, last at Navy (1/30/19)	40	at Iowa State (12/29/18)
	Low	15	at Boston University (2/2/19)	12	vs. Loyola (2/20/19)
Total Rebounds	High	46	at Colgate (1/19/19)	46	at Iowa State (12/29/18)
	Low	27	2x, last vs. Army West Point (3/6/19)	18	vs. Loyola (3/11/19)
Turnovers	High	31	at Syracuse (11/18/18)	25	at St. Bonaventure (11/29/18)
	Low	7	vs. Holy Cross (1/26/19)	7	at Drexel (11/15/18)
Personal Fouls	High	25	vs. Lehigh (1/16/19)	25	2x, last vs. Colgate (2/16/19)
	Low	13	vs. Holy Cross (3/14/19)	8	at Drexel (11/15/18)
Assists	High	24	vs. UMass (11/23/18)	17	vs. Army West Point (3/6/19)
Blocked Shots	High	10	vs. Colgate (2/16/19)	5	2x, last vs. Holy Cross (3/14/19)
Steals	High	18	vs. Holy Cross (3/14/19)	17	at Syracuse (11/18/18)

## INDIVIDUAL BUCKNELL/OPPONENT HIGHS

BUCKNELL			OPPONENT	
Points	30	Kaitlyn Slagus (at Brown, 11/25/18)	29	Shayna Mehta, Brown (11/25/18)
Rebounds	14	Kaitlyn Slagus (vs. Quinnipiac, 11/11/18)	14	Three times
Assists	8	Kyi English (vs. Quinnipiac, 11/11/18)	6	Two times
Blocked Shots	4	Kaitlyn Slagus (vs. Colgate, 2/16/19)	3	Haley Greer, Colgate (2/16/19)
Steals	5	Four times (English 2x, Walker, Slagus)	6	Shayna Mehta, Brown (11/25/18)
FG Made	9	Three times (Walker 2x, Mack)	12	Shayna Mehta, Brown (11/25/18)
3FG Made	7	Ellie Mack (vs. Army West Point, 3/6/19)	5	Lauren Spearman, Boston U. (1/6/19)
FT Made	12	Kaitlyn Slagus (at Brown, 11/25/18)	11	Taleah Dixon, Loyola (3/11/19)





## AARON ROUSSELL

### HEAD COACH • SEVENTH SEASON AT BUCKNELL • IOWA '01

The turnaround during Aaron Roussell's time with the Bucknell women's basketball program has been nothing short of remarkable. Since taking over a team that went 5-25 the season before his arrival to Lewisburg, Roussell has guided the Bison to the most successful stretch in program history, capped by three straight national postseason appearances.

Highlighting Roussell's six-year run with the Bison is the 2017 Patriot League title and the team's first appearance in the NCAA Tournament since 2008. Sandwiched around that spectacular season were two appearances in the WNIT (2016 and 2018), including the Patriot League's first ever WNIT win when the Bison beat Akron in the opening round of the 2016 tournament. Bucknell went 74-24 overall during those three seasons. All three came to an end with a loss to a team from a Power Five conference (Michigan, Maryland, West Virginia).

Roussell, who will enter the 2018-19 season with a career record of 284-116 and a Bucknell record of 123-66, has won two Patriot League Coach of the Year honors. The most recent (2017) was the most successful season in school history as the team posted a 27-6 record, won a Patriot League regular season title, won a Patriot League Tournament title, and had a matchup with No. 3 seed and third-ranked nationally Maryland as the No. 14 seed in the NCAA Tournament.

Under Roussell's direction, Bucknell has won four major conference awards, with Claire DeBoer being the most recent. She was voted as the unanimous 2017 Patriot League Player of the Year and went on to be named the Patriot League Tournament MVP after recording a double-double of 30 points and 10 rebounds in an overtime win over Navy in the championship game. In all, eight players have combined for 13 All-Patriot League honors during Roussell's six seasons. Additionally, the team has had six Academic All-Patriot League citations, three Patriot League Rookie of the Year awards, six All-Rookie honorees, and one PL All-Defensive player.

The 2016-17 season was an encore to a 2015-16 season that saw Bucknell go 25-8 overall and share the Patriot League regular season title with a 17-1 record. The Bison went on to register the first WNIT win in league history with a 74-71 victory at Akron in the first round. They made a return trip to the WNIT in 2018, finishing off a 22-10 season with a loss to West Virginia in the opening round.

Bucknell has been the best team in league play over the past three seasons and it's not even close. The Bison are 48-6 in the conference during that stretch, while Army West Point has the next best record at 38-16. Every team in the conference has had at least nine league losses in a single season at some point over the past three years.

The turnaround was immediate for Bucknell under Roussell. He lifted the Bison from a five-win outing in 2011-12 to a 15-16 overall record and a 5-9 mark in Patriot League action during his debut season. His 15 wins set a Bucknell women's basketball record for victories in a coach's rookie season, and his work with the Bison was recognized nationally, as he was named a

#### FAST FACTS

##### PERSONAL:

**Hometown:** Plymouth, Minn.

**Education:** B.A., Journalism/Mass Comm. and Political Science  
Iowa, 2001  
M.A., Sports Administration  
Minnesota State University, Mankato, 2004

**Family:** wife (Molly), son (Riley, 8), daughter (Kelsey, 4),  
daughter (Kendall, 1)

**Career Coaching Record:** 311-121 (.720)

**Bucknell Coaching Record:** 150-71 (.679)

##### Bucknell Highlights

- Two-time Patriot League Coach of the Year
- Program record for wins in a season (27 in 2016-17 and 2018-19)
- First Patriot League title and NCAA appearance (2017) since 2008
- First WNIT victory in Patriot League history (2016)
- Four straight national postseason appearances (NCAA - 2017, WNIT - 2016 and 2018. TBD - 2019)
- 64-8 record in league play over last four seasons (2016-19)
- Program-record 12-game winning streak (3x, 16-17, 17-18, 18-19)
- Program-record 29-game home winning streak
- Most wins over a five-year span in program history at 119-41 (2014-19)
- Four straight 20-win seasons (2016-19)
- Guided Claire DeBoer to 2017 Patriot League Player of the Year and Tournament MVP honors
- Three players named Patriot League Rookie of the Year

finalist for the WBCA Spalding Maggie Dixon Division I Rookie Coach of the Year award.

Bucknell's ascent continued in Roussell's second season at the helm, as the Bison finished 16-14 overall, 11-7 in the Patriot League and 10-4 at Sojka Pavilion. Bucknell earned the No. 4 seed for the Patriot League Tournament and hosted a quarterfinal game in Sojka for the first time. The Bison then went on to accept a bid to the Women's Basketball Invitational postseason tournament for the first time.

Bucknell's improvement mirrored that of the conference as a whole in 2014-15, but the Bison were again able to finish in the top half of the league standings and grabbed the No. 4 seed for the conference tournament for the second consecutive year. The team finished 18-12, the program's highest win total in eight years, and was above .500 at 10-8 in one of the most competitive seasons from top to bottom in league history.

Much of the Bison's success during Roussell's tenure has been a result of his ability to quickly develop talent and meld it with the team's veteran players. They won three straight Patriot League Rookie of the Year awards, with DeBoer receiving the honor in 2014, Jacquie Klotz in 2015 and Kaitlyn Slagus in 2016.

DeBoer developed into the best all-around player in the Patriot League. At the conclusion of her career, she ranked third in program history in points, third in rebounds, and ninth in assists. She is the only player to currently rank in the top 10 in all three categories and is the only player with at least 1,600 points and 800 rebounds.

#### ALL-TIME BISON COACHING RECORDS

Name	At Bucknell	W	L	Pct.
Barbara Testa	1973-76 (3)	11	13	.458
Rebecca Carr	1976-80 (4)	31	30	.508
Terrie Grieb	1980-81 (1)	7	12	.368
Karen Harden	1981-83 (2)	13	36	.265
Cindy Connelley	1983-84 (1)	9	17	.346
Lori Howard	1984-91 (7)	77	116	.399
Juliene Simpson	1991-97 (6)	65	98	.399
Kathy Fedorjaka	1997-2012 (15)	209	211	.498
Bill Broderick	2012*	3	10	.231
Aaron Roussell	2012-present (7)	150	71	.679
<b>Bucknell Totals</b>	<b>1973-2017 (46)</b>	<b>576</b>	<b>614</b>	<b>.484</b>

\*Coached final 13 games of the 2011-12 season

Prior to his time in Lewisburg, Roussell spent eight years as the head coach at the University of Chicago, where he compiled a 161-50 (.763) record, including a 52-5 mark with a 43-game regular-season winning streak over his last two seasons with the program. Roussell logged the most victories and highest winning percentage of any women's basketball coach in Chicago's 41-year history, while guiding the Maroons to their only three University Athletic Association outright championships. Two of those came in his final two years in Chicago, both on perfect 14-0 league records. Roussell's teams also made four NCAA Division III Tournament appearances during his tenure, advancing to the Elite Eight once and to the Sweet Sixteen on three occasions.

In addition to their success on the hardwood, Roussell's teams at the University of Chicago, one of the most prestigious academic institutions in the nation, also excelled in the classroom. His 2010-11 team combined for a 3.36 grade-point average and, at the culmination of the 2011-12 season, Taylor Simpson was awarded the Jostens Trophy, given to the most outstanding Division III women's basketball student-athlete and determined by basketball ability, academic success and community service.

Prior to Roussell's arrival at Chicago in September of 2004, the Maroons had never appeared in the national rankings, but they were listed in the ESPN/WBCA and D3hoops.com top-25 polls in each of the last seven years under his tutelage. The program was ranked No. 1 in the nation in the ESPN/WBCA Coaches' Poll in 2006-07, and in 2011-12, his last season with the program, the team was ranked No. 2 for most of the

campaign. Roussell was named the UAA Coach of the Year in 2008, 2011 and 2012, and he was selected as the WBCA Regional Coach of the Year in 2011 and 2012.

Roussell coached six of the 10 1,000-point scorers in program history while at Chicago, mentored 15 different all-conference performers in eight seasons and had players earn All-America honors in 2005, 2011 and 2012. His teams posted a higher victory total than the previous season in seven of his eight years at the helm of the program.

In addition to his coaching duties, Roussell was an assistant professor at Chicago and taught four credits of activities classes per year. He was also a member of the athletic department's promotions team and personnel committee, and he served on the university's Community Service and Student Leadership awards committees.

A 2001 graduate of the University of Iowa, Roussell double-majored in journalism/mass communications and political science. In 2002 he began a two-year stint as a graduate assistant women's basketball coach at Minnesota State, completing a master's degree in sports administration while honing his coaching skills.

His first coaching experience came at the high school level, as he served as the boys' varsity assistant coach and head JV coach at Breck High School in Minneapolis, Minn. for the 2001-02 season.

Roussell and his wife, Molly, have an eight-year-old son, Riley, a four-year old daughter, Kelsey, and a one-year old daughter, Kendall.



### PATRIOT LEAGUE COACHES

#### CAREER WINS

Name, School	Years	W	L	Pct.
Stefanie Pemper, Navy	21	442	189	.700
Sue Troyan, Lehigh	24	383	333	.534
<b>Aaron Roussell, Bucknell</b>	<b>15</b>	<b>311</b>	<b>121</b>	<b>.720</b>
Dave Magarity*, Army West Point	13	248	150	.623
Bill Cleary, Colgate	16	249	214	.538
Joe Logan, Loyola	14	176	252	.411
Megan Gebbia, American	6	117	74	.613
Kia Damon-Olson, Lafayette	2	19	42	.311
Marisa Moseley, Boston University	1	15	14	.517
Ann McInerney, Holy Cross	1	7	4	.636

\* posted 313-334 record in 23 years as men's head coach

#### PATRIOT LEAGUE WINS

Name, School	Years	W	L	Pct.
Sue Troyan, Lehigh	24	190	158	.546
Dave Magarity, Army West Point	13	131	76	.633
Stefanie Pemper, Navy	11	111	68	.620
<b>Aaron Roussell, Bucknell</b>	<b>7</b>	<b>90</b>	<b>32</b>	<b>.738</b>
Megan Gebbia, American	6	78	30	.722
Joe Logan, Loyola	6	35	74	.312
Bill Cleary, Colgate	3	18	36	.333
Marisa Moseley, Boston University	1	11	7	.611
Kia Damon-Olson, Lafayette	2	10	27	.270
Ann McInerney, Holy Cross	1	6	3	.667

**AARON ROUSSELL YEAR-BY-YEAR COACHING RECORDS**

Season	School	Overall	Conference	Place	Postseason
2004-05	UChicago	16-9 (.640)	9-5 (.643)	4th	---
2005-06	UChicago	17-8 (.680)	6-8 (.429)	5th	---
2006-07	UChicago	18-7 (.720)	7-7 (.500)	5th	---
2007-08	UChicago	22-6 (.786)	11-3 (.786)	1st	NCAA Sweet 16
2008-09	UChicago	17-8 (.680)	8-6 (.571)	4th	---
2009-10	UChicago	19-7 (.731)	11-3 (.786)	2nd	NCAA 1st Round
2010-11	UChicago	25-4 (.862)	14-0 (1.000)	1st	NCAA Elite 8
2011-12	UChicago	27-1 (.964)	14-0 (1.000)	1st	NCAA Sweet 16
<b>2012-13</b>	<b>Bucknell</b>	<b>15-16 (.464)</b>	<b>5-9 (.357)</b>	<b>6th</b>	---
<b>2013-14</b>	<b>Bucknell</b>	<b>16-14 (.533)</b>	<b>11-7 (.611)</b>	<b>4th</b>	<b>WBI 1st Round</b>
<b>2014-15</b>	<b>Bucknell</b>	<b>18-12 (.600)</b>	<b>10-8 (.556)</b>	<b>4th</b>	---
<b>2015-16</b>	<b>Bucknell</b>	<b>25-8 (.758)</b>	<b>17-1 (.944)</b>	<b>t-1st</b>	<b>WNIT 2nd Round</b>
<b>2016-17</b>	<b>Bucknell</b>	<b>27-6 (.818)</b>	<b>16-2 (.889)</b>	<b>1st</b>	<b>NCAA 1st Round</b>
<b>2017-18</b>	<b>Bucknell</b>	<b>22-10 (.688)</b>	<b>15-3 (.833)</b>	<b>2nd</b>	<b>WNIT 1st Round</b>
<b>2018-19</b>	<b>Bucknell</b>	<b>27-5 (.844)</b>	<b>16-2 (.889)</b>	<b>1st</b>	---

**15 seasons 311-121 (.720)**

UChicago 161-50 (.767)

Bucknell 150-71 (.679)

- UAA Coach of the Year in 2008, 2011, 2012
- WBCA Regional Coach of the Year in 2011, 2012
- Patriot League Coach of the Year in 2016, 2017

**BUCKNELL RANKS IN PL UNDER ROUSSELL****(7 seasons)****Wins**

<b>1. Bucknell</b>	<b>150</b>
2. Army West Point	149
3. Navy	136
4. American	132
5. Lehigh	110
6. Holy Cross	105
7. Lafayette	68
8. Colgate	63
9. Boston U.	59
10. Loyola (Md.)	56

**Win Percentage**

<b>1. Bucknell</b>	<b>.679</b>
2. Army West Point	.678
3. Navy	.619
4. American	.604
5. Lehigh	.515
6. Holy Cross	.474
7. Boston U.	.321
8. Lafayette	.325
9. Colgate	.304
10. Loyola (Md.)	.299

**ROUSSELL IN BUCKNELL RECORD BOOK****Wins**

1. Kathy Fedorjaka	209	1997-2012
<b>2. Aaron Roussell</b>	<b>150</b>	<b>2012-pres.</b>
3. Lori Howard	77	1984-91
4. Juliene Simpson	65	1991-97
5. Rebecca Carr	31	1976-80

**Win Percentage**

<b>1. Aaron Roussell</b>	<b>.679</b>	<b>150-71</b>
2. Rebecca Carr	.508	31-30
3. Kathy Fedorjaka	.498	209-211
4. Barbara Testa	.458	11-13
5. Lori Howard	.399	77-116

**Patriot League Wins**

1. Kathy Fedorjaka	111	1997-2012
<b>2. Aaron Roussell</b>	<b>90</b>	<b>2012-pres.</b>
3. Juliene Simpson	38	1991-97
4. Lori Howard	1	1990-91

**Patriot League Win Percentage**

<b>1. Aaron Roussell</b>	<b>.738</b>	<b>90-32</b>
2. Kathy Fedorjaka	.550	111-91
3. Juliene Simpson	.475	38-42
4. Lori Howard	.083	1-11

**Patriot League Regular Season Titles**

<b>1. Aaron Roussell</b>	<b>3</b>	<b>2012-pres.</b>
2. Juliene Simpson	1	1991-97
Kathy Fedorjaka	1	1997-2012

**Patriot League Tournament Titles**

1. Kathy Fedorjaka	2	1997-2012
<b>2. Aaron Roussell</b>	<b>1</b>	<b>2012-pres.</b>

**BUCKNELL PL STAT RANKS UNDER ROUSSELL****Rebounding Margin**

2012-13	first	+5.9
2013-14	sixth	+1.1
2014-15	first	+8.2
2015-16	first	+8.1
2016-17	first	+7.4
2017-18	first	+7.6

**Free Throw Percentage**

2012-13	third	.705
2013-14	first	.735
2014-15	first	.740
2015-16	fourth	.719
2016-17	first	.760
2017-18	first	.747

**Scoring Offense**

2012-13	sixth	56.0
2013-14	fourth	66.8
2014-15	fourth	61.1
2015-16	third	66.1
2016-17	first	67.4
2017-18	fourth	63.2

**Scoring Defense**

2012-13	fourth	57.0
2013-14	eighth	68.7
2014-15	fourth	57.9
2015-16	fifth	59.9
2016-17	second	59.0
2017-18	third	58.2

**Scoring Margin**

2012-13	fifth	-1.0
2013-14	sixth	-1.8
2014-15	fourth	+3.2
2015-16	second	+6.1
2016-17	second	+8.4
2017-18	third	+5.0

**Patriot League Wins**

<b>1. Bucknell</b>	<b>90</b>
2. American	86
3. Army West Point	83
4. Navy	77
5. Holy Cross	62
6. Lehigh	56
7. Boston U.	39
8. Colgate	36
Loyola (Md.)	36
10. Lafayette	32

**Patriot League Win Percentage**

<b>1. Bucknell</b>	<b>.738</b>
2. Army West Point	.697
3. American	.706
4. Navy	.669
5. Holy Cross	.509
6. Lehigh	.446
7. Boston U.	.353
8. Loyola (Md.)	.334
9. Colgate	.283
10. Lafayette	.271

**Patriot League Tournament Game Wins**

1. American	11
2. Army West Point	9
3. Navy	9
<b>4. Bucknell</b>	<b>8</b>
5. Holy Cross	5
Lehigh	5
7. Loyola (Md.)	4
8. Colgate	3
Lafayette	3
10. Boston U.	1





## JEANINE RADICE

**ASST. COACH/RECRUITING COORD. • SECOND SEASON AT BUCKNELL • FORDHAM '89**

Jeanine Radice is set for her second season as an assistant coach on the Bucknell women's basketball staff, continuing her work with the guards and as the team's recruiting coordinator. She has 28 years of experience at the Division I level, including six appearances in the NCAA Tournament and eight in the WNIT.

The most recent WNIT appearance of Radice's career came last year in her first season as a Bucknell assistant coach. She helped guide the Bison to a 22-10 overall record, 15-3 mark in the Patriot League, and a spot in the WNIT, where they took on West Virginia in the opening round.

The Bison had three players earn All-Patriot League honors following the 2017-18 season, including a pair of guards. Junior Kate Walker was a First Team selection, while junior Kyi English earned a spot on the Third Team. Additionally, freshman guard Abby Kapp made the Patriot League All-Rookie Team.

Before Bucknell, Radice spent 21 seasons as an assistant coach at Delaware, helping the Blue Hens accumulate 408 wins, a .632 winning percentage, four NCAA Tournament berths, and seven appearances in the

WNIT. During a two-season stretch from 2011-13, Delaware went undefeated in the Colonial Athletic Association and posted an overall record of 63-6. Both seasons culminated with appearances in the NCAA Tournament.

The 2012-13 season was one of the greatest in the history of Delaware women's basketball. The team set a program record for wins in a season, going 32-4 on its way to a No. 6 seed in the NCAA Tournament. The Blue Hens opened with a 66-53 win over No. 11 West Virginia and followed that with a 78-69 upset win over No. 3 North Carolina to advance to the Sweet 16 for the first time in program history.


The memorable 2012-13 season came just one year after Delaware went 31-2. The Blue Hens made school history at the end of that season with a 73-42 win over Arkansas Little Rock in the opening round of the NCAA Tournament. It was the first ever postseason win by a women's basketball or men's basketball team at Delaware.

Prior to Delaware, Radice was an assistant coach at Seton Hall for two seasons. She helped guide the Pirates to back-to-back NCAA Tournament berths in 1994 and 1995. Radice also spent two seasons as an assistant coach at Marist.

Radice earned a Bachelor's degree in psychology from Fordham in 1989 and went on to earn a Master's degree in education at her alma mater in 1990.

A two-sport star in women's basketball and cross country for the Rams, Radice was inducted into the Fordham Athletics Hall of Fame in 1995. She was the 1989 MAAC Women's Basketball Player of the Year and the 1985 Rookie of the Year. A three-time First Team All-MAAC selection, Radice ranks second in program history in scoring with 2,417 career points and is the record holder in scoring average (21.8), 3-point field goal percentage (.475), and free throw percentage (.851).

Radice is a native of Staten Island, N.Y.



## DARREN GUENSCH

**ASSISTANT COACH • FIRST SEASON AT BUCKNELL • RADFORD '05**

Darren Guensch is set for his first season as an assistant coach on the Bison women's basketball staff in 2018-19. He brings eight years of Division I coaching experience, including the past two seasons at East Carolina, in addition to four seasons in the role of director of basketball operations.

Guensch spent the past two seasons as an assistant coach/recruiting coordinator at East Carolina, where he helped the Pirates to the largest turnaround in the American Athletic Conference with a five-win improvement in league play from the 2016-17 season to the 2017-18 season. The 2017 recruiting class played a large part in that turnaround, accounting for 67 percent of the team's points and 54 percent of its rebounds.

Prior to his time at East Carolina, Guensch spent six seasons as an assistant coach at three different Division I schools – College of Charleston (2014-16), UNCG (2012-14), and VCU (2010-12). He also held the title of recruiting coordinator at both College of Charleston and UNCG.

Guensch mentored multiple players to major conference awards while at College of Charleston and UNCG.

Breanna Bolden was a two-time Colonial Athletic Association (CAA) Defensive Player of the Year and two-time All-CAA player for the Cougars, while Lucy Mason was the Southern Conference Freshman of the Year while Guensch was on staff and later went on to become the first CoSIDA Academic All-American in program history.

Guensch began his collegiate coaching career at VCU, where he spent the first two seasons as the director of basketball operations before being promoted to the coaching staff. The Rams went 86-47 during his four seasons with the team and qualified for four national postseason tournaments. They made their first ever NCAA Tournament in 2009 and followed that with three straight appearances in the WNIT. The Rams advanced to the WNIT Third Round in 2010 and 2012.

At VCU, Guensch was responsible for the player development of two CAA All-Rookie Team players and one two-time All-CAA guard.

Prior to his four years at VCU, Guensch served as the director of basketball operations for two seasons at George Mason. Before that he spent one season as an assistant coach for the Loudoun County High School girls basketball team.

Guensch graduated from Radford in 2005 with a bachelor's degree in exercise, sport and health education before earning a master's degree in the same discipline at George Mason in 2012. He married his wife, Devon, in 2007 and the couple welcomed their first child, Miles, in 2011 and their second, Layna, in 2016.



## **BRITTANY PINKNEY**

### **ASSISTANT COACH • SECOND SEASON AT BUCKNELL • VCU '08**

Brittany Pinkney is set to begin her second season as an assistant coach on the Bucknell women's basketball team. Pinkney, who spent the previous four seasons as an assistant at Mount St. Mary's, was the director of operations for the Bison in head coach Aaron Roussell's first season in Lewisburg in 2012-13.

Pinkney works with Bucknell's guards, a position group that had two representatives on the 2017-18 All-Patriot League Teams. Kate Walker showed drastic improvement while earning a spot on the First Team, and Kyi English was a Third Team selection. This came after a season in which the Bison went 22-10 overall, 15-10 in the Patriot League, earned an automatic bid to the WNIT.

During Pinkney's time at Mount St. Mary's, the Mountaineers racked up 48 wins, including 36 in league play. The team had three All-NEC selections during those four seasons, including two that were recruited by Pinkney. Two players reached 1,000 career points.

Pinkney's first season with The Mount resulted in a 19-14 record and the team's first ever appearance in the WNIT. The Mountaineers went 13-5 in the Northeast Conference that season.

Prior to joining Roussell's staff at Bucknell in 2012-13, Pinkney began her coaching career as a graduate assistant at Division III Salisbury. The Seagulls had a six-win improvement in her second season with the team, including a five-win turnaround in league play.

Pinkney was a four-year member of the VCU women's basketball team (2004-08) and served as a team captain her senior season. Following graduation, Pinkney went on to play professionally in the Extraliga League Women's Basketball in Rožňava, Slovakia from 2008-10.

Pinkney earned a degree in recreational parks and sport management from VCU in 2008. She added a master's in education at Salisbury in 2012.



## **RYLAND ADKINS**

### **MANAGER OF OPERATIONS • SECOND SEASON AT BUCKNELL • MARYLAND '16**

Ryland Adkins is set to begin her second season as the manager of basketball operations for Bucknell women's basketball.

In her first season with the Bison, the team earned an automatic bid to the WNIT while going 22-10 overall and 15-3 in the Patriot League.

Adkins joined the Bucknell staff after spending one season as the director of basketball operations at Furman. She worked with a Paladins team that finished in a tie for fourth in the Southern Conference.

Prior to Furman, Adkins worked integral roles for a highly successful Maryland team for five seasons, working as a student manager and then an intern for the director of operations following her graduation. During that time, the Terrapins won an ACC title, a Big Ten regular season title, a Big Ten Tournament title, and appeared in the NCAA Final Four twice.

Adkins earned a bachelor's degree in family science from Maryland in 2016. In addition to her work with women's basketball, she has spent time as the assistant director for the Magnolia Elementary Playground

Camp and as an intern teach assistant at St. Jerome Child Center.

## **JOHN STUDER**

### **VIDEO COORDINATOR • FIRST SEASON AT BUCKNELL • ILLINOIS '81**

John Studer joined the Bucknell women's basketball staff as a video coordinator prior to the 2018-19 season and brought with him 15 years of basketball-related experience.

For the past 15 years Studer served in various roles for the Mid-Penn Motion AAU Basketball Club. He was the vice president of the company from 2012-2017 and was a board member for the organization from 2003-2017. His main responsibility in those roles was to oversee strategy, direction, operations, and finances of the 25-team, non-profit AAU club.

Studer also served in an administrative role as the commissioner of girls basketball for Mid-Penn Motion from 2007-17. Additionally, he had multiple coaching jobs in the organization, working as the National College Showcase head coach from 2012-17 and the National Elite coach from 2003-11. Studer coached numerous Division I players in the National College Showcase.



CAREER

• 56 games played

2018-19 (FRESHMAN)

- Played 31 of 32 games
- Scored a career-high seven points and added seven rebounds in a win at Lafayette
- Scored six points in a 66-31 win over Holy Cross in the Patriot League semifinals
- Had six points on 3-of-3 shooting in a 71-53 win over Lehigh
- Pulled down five rebounds in a 77-46 win at St. Bonaventure
- Followed that with five boards in an 81-43 win over Iona

2017-18 (FRESHMAN)

- Played 25 of 32 games, missing seven with an illness
- Averaged 1.1 points and 1.4 rebounds
- 22 of her 36 rebounds were offensive
- Made collegiate debut in 76-71 win at Rider, finishing with five points and eight rebounds, including six offensive boards
- Made postseason debut in 67-53 win over Holy Cross
- Also had eight rebounds, including six of-fensive boards in a 68-58 loss at American

HIGH SCHOOL

- Two-time all-state in Pennsylvania
- Finished career with 1,375 points, 806 re-bounds, and 142 blocks

#3 TESSA BRUGLER

SOPHOMORE // 6-1 // F // NAZARETH, PA. // NAZARETH

2018-19 GAME-BY-GAME STATISTICS

Opponent	Min.	FG-A	Pct.	3FG-A	Pct.	FT-A	Pct.	Reb	A	TO	B	S	PTS
at Monmouth	11	1-2	.500	0-0	---	2-2	1.000	2	2	0	1	0	4
QUINNIPIAC	2	0-0	---	0-0	---	1-2	.500	0	0	0	0	0	1
at Drexel	17	1-4	.250	0-2	.000	0-0	---	2	0	1	0	0	2
at Syracuse	6	0-0	---	0-0	---	0-0	---	0	0	1	0	0	0
vs. UMass	9	2-3	.667	0-0	---	0-0	---	0	0	0	0	1	4
vs. Fairfield	7	1-2	.500	0-0	---	0-0	---	1	0	2	1	0	2
at Brown	7	0-0	---	0-0	---	0-0	---	0	1	0	0	0	0
at St. Bonaventure	11	1-1	1.000	0-0	---	0-0	---	5	2	0	0	0	2
IONA	13	1-1	1.000	0-0	---	0-0	---	5	2	2	1	1	2
RIDER	7	0-0	---	0-0	---	0-0	---	1	1	0	1	0	0
YOUNGSTOWN ST.	3	0-0	---	0-0	---	1-2	.500	3	1	1	0	2	1
at Iowa State	6	0-1	.000	0-0	---	0-0	---	2	0	2	0	0	0
AMERICAN	1	0-1	.000	0-0	---	0-0	---	2	1	0	0	0	0
BOSTON U.	3	0-1	.000	0-0	---	0-0	---	0	0	0	0	2	3
at Army	4	0-1	.000	0-0	---	0-0	---	2	0	1	0	0	0
at Lafayette	23	3-4	.750	0-1	.000	1-2	.500	7	2	0	0	1	7
LEHIGH	10	3-3	1.000	0-0	---	0-0	---	1	1	0	0	1	6
at Colgate	7	0-1	.000	0-0	---	1-2	.500	4	0	0	0	0	1
at Loyola (Md.)	4	0-0	---	0-0	---	0-0	---	0	1	0	0	1	0
HOLY CROSS	3	0-0	---	0-0	---	0-0	---	0	0	0	0	0	0
at Navy	9	0-1	.000	0-0	---	0-0	---	1	1	1	0	0	0
at Boston U.	6	0-0	---	0-0	---	0-0	---	0	1	0	0	0	0
LAFAYETTE	8	1-2	.500	0-1	.000	2-2	1.000	2	0	0	2	0	4
at Lehigh	4	0-0	---	0-0	---	0-0	---	0	0	0	0	1	0
COLGATE	7	0-0	---	0-0	---	2-2	1.000	3	0	2	0	0	2
LOYOLA (Md.)	10	0-1	.000	0-0	---	0-2	.000	3	0	0	0	0	0
at Holy Cross	6	1-1	1.000	0-0	---	0-0	---	1	0	1	0	0	2
NAVY	10	1-2	.500	0-0	---	2-3	.667	1	0	1	1	0	4
at American	---	---	---	---	---	---	---	---	---	---	---	---	---
ARMY	5	0-0	---	0-0	---	0-0	---	1	0	1	0	0	0
LOYOLA (MD.)	7	1-2	.500	0-0	---	0-2	.000	2	0	0	0	0	2
HOLY CROSS	5	3-4	.750	0-0	---	0-0	---	1	0	0	0	1	6

2018-19 SEASON HIGHS

Points	7 (at Lafayette, 1/12/19)
Rebounds	7 (at Lafayette, 1/12/19)
FG Made	3 (3x, last vs. HC, 3/14/19)
FG Attempted	4 (3x, last vs. HC, 3/14/19)
3FG Made	--
3FG Attempted	2 (at Drexel, 11/15/18)
FT Made	2 (5x, last vs. Navy, 2/27/19)
FT Attempted	3 (vs. Navy, 2/27/19)
Assists	2 (4x, last at Lafayette, 1/12/19)
Blocks	2 (vs. Lafayette, 2/9/19)
Steals	2 (2x, last vs. Boston U., 1/6/19)
Minutes	23 (at Lafayette, 1/12/19)

CAREER HIGHS

Points	7 (at Lafayette, 1/12/19)
Rebounds	8 (2x, last at Amer., 12/29/17)
FG Made	3 (4x, last vs. HC, 3/14/19)
FG Attempted	5 (at American, 12/29/17)
3FG Made	1 (at Lafayette, 2/3/18)
3FG Attempted	2 (at Drexel, 11/15/18)
FT Made	3 (at Rider, 11/10/17)
FT Attempted	4 (at Rider, 11/10/17)
Assists	3 (vs. Loyola, 1/17/18)
Blocks	2 (vs. Lafayette, 2/9/19)
Steals	2 (3x, last vs. Boston U., 1/6/19)
Minutes	23 (at Lafayette, 1/12/19)

YEAR-BY-YEAR STATISTICS

Year	GP	GS	Min	Avg	FG	FGA	Pct	3FG	3FGA	Pct	FT	FTA	Pct	Reb	Avg	PF	FO	Ast	TO	Blk	Stl	Pts	Avg
2017-18	25	0	145	5.8	10	25	.400	1	4	.250	7	10	.700	36	1.4	16	0	7	13	4	6	28	1.1
2018-19	31	0	232	7.5	20	38	.526	0	4	.000	12	21	.571	49	1.6	42	0	16	16	7	11	52	1.7
TOTAL	56	0	377	6.7	30	63	.476	1	8	.125	19	31	.613	85	1.5	58	0	23	29	11	17	80	1.4





# #24 AUTUMN CEPPI

SOPHOMORE // 6-1 // F // BEDFORD, MASS. // DANA HALL

## 2018-19 GAME-BY-GAME STATISTICS

Opponent	Min.	FG-A	Pct.	3FG-A	Pct.	FT-A	Pct.	Reb	A	TO	B	S	PTS
at Monmouth	11	1-3	.333	0-0	---	0-0	---	1	2	1	0	2	2
QUINNIPIAC	16	1-2	.500	0-1	.000	0-0	---	1	0	0	1	0	2
at Drexel	---	---	---	---	---	---	---	---	---	---	---	---	---
at Syracuse	20	0-3	.000	0-2	.000	0-0	---	3	2	2	1	1	0
vs. UMass	13	1-3	.333	0-0	---	0-2	.000	4	2	1	1	1	2
vs. Fairfield	17	2-5	.400	0-0	---	0-2	.000	3	1	2	1	2	4
at Brown	19	3-4	.750	0-0	---	1-3	.333	4	1	4	0	1	7
at St. Bonaventure	16	1-3	.333	0-2	.000	4-4	1.000	4	2	2	0	2	6
IONA	15	1-4	.250	0-1	.000	0-0	---	2	0	0	0	0	2
RIDER	9	1-1	1.000	0-0	---	0-0	---	2	0	2	0	1	2
YOUNGSTOWN ST.	8	0-2	.000	0-1	.000	1-2	.500	0	0	1	0	0	1
at Iowa State	15	1-1	1.000	0-0	---	0-0	---	3	1	1	0	0	2
AMERICAN	16	1-2	.500	1-2	.500	3-4	.750	2	1	1	1	0	6
BOSTON U.	14	1-1	1.000	0-0	---	0-0	---	2	1	0	0	0	2
at Army	19	2-5	.400	1-1	1.000	2-2	1.000	1	1	0	0	1	7
<b>at Lafayette</b>	<b>16</b>	<b>0-1</b>	<b>.000</b>	<b>0-0</b>	<b>---</b>	<b>0-0</b>	<b>---</b>	<b>1</b>	<b>0</b>	<b>3</b>	<b>0</b>	<b>0</b>	<b>0</b>
LEHIGH	24	1-1	1.000	0-0	---	1-2	.500	5	2	4	0	1	3
at Colgate	15	2-5	.400	0-0	---	8-11	.727	4	3	1	1	1	12
at Loyola (Md.)	16	3-3	1.000	1-1	1.000	0-0	---	2	0	2	0	3	7
HOLY CROSS	21	2-4	.500	0-2	.000	0-0	---	2	1	1	0	1	4
at Navy	17	1-2	.500	0-0	---	4-4	1.000	3	2	0	0	0	6
at Boston U.	12	0-2	.000	0-0	---	0-0	---	0	0	2	0	0	0
LAFAYETTE	13	1-4	.250	0-1	.000	0-0	---	2	1	1	1	0	2
at Lehigh	11	1-4	.250	0-0	---	0-0	---	2	2	4	0	0	2
COLGATE	15	1-2	.500	0-0	---	3-4	.750	1	2	2	2	0	5
LOYOLA (Md.)	15	2-2	1.000	0-0	---	0-0	---	2	3	2	0	1	4
at Holy Cross	6	2-3	.667	0-0	---	0-0	---	1	0	1	0	0	4
NAVY	22	3-3	1.000	1-1	1.000	0-0	---	9	6	5	0	1	7
at American	9	0-1	.000	0-0	---	0-0	---	0	0	1	0	0	0
ARMY	14	0-2	.000	0-2	.000	0-0	---	1	1	0	1	0	0
LOYOLA (MD.)	16	2-4	.500	0-0	---	0-0	---	4	1	0	0	0	4
HOLY CROSS	11	1-2	.500	0-1	.000	0-0	---	1	2	1	0	0	2

### CAREER

- One-time Patriot League Academic Honor Roll
- 58 games played, including one start

### 2018-19 (SOPHOMORE)

- Played 30 of 31 games, including one start, and missed one game with an injury
- Multiple assists in 12 games
- Multiple steals in four games
- Finished with seven points, nine rebounds, and six assists in 22 minutes in a 90-48 win over Navy
- Career-high 12 points while shooting 8-11 from the line in a 90-62 win at Colgate
- Made first career start in a 56-47 win at Lafayette

### 2017-18 (FRESHMAN)

- Played in 27 games, including each of the final 14
- Averaged 1.5 points and 1.5 rebounds
- Played double-digit minutes in 10 of the final 11 games, including the WNIT game at West Virginia
- Tallied career-highs with five assists and three steals in a 59-52 win over Lehigh
- Scored first career points with two in a loss to Saint Joseph's
- Made collegiate debut in 76-71 win at Rider
- Made postseason debut in a 67-53 win over Holy Cross

### HIGH SCHOOL

- All-state in Massachusetts
- Finished career with 1,074 points and 620 rebounds

### 2018-19 SEASON HIGHS

<b>Points</b>	12 (at Colgate, 1/19/19)
<b>Rebounds</b>	9 (vs. Navy, 2/27/19)
<b>FG Made</b>	3 (3x, last vs. Navy, 2/27/19)
<b>FG Attempted</b>	5 (3x, last at Colgate, 1/19/19)
<b>3FG Made</b>	1 (4x, last vs. Navy, 2/27/19)
<b>3FG Attempted</b>	2 (4x, last vs. HC, 1/26/19)
<b>FT Made</b>	8 (at Colgate, 1/19/19)
<b>FT Attempted</b>	11 (at Colgate, 1/19/19)
<b>Assists</b>	6 (vs. Navy, 2/27/19)
<b>Blocks</b>	2 (vs. Colgate, 2/16/19)
<b>Steals</b>	3 (at Loyola, 1/23/19)
<b>Minutes</b>	24 (vs. Lehigh, 1/16/19)

### CAREER HIGHS

<b>Points</b>	12 (at Colgate, 1/19/19)
<b>Rebounds</b>	9 (vs. Navy, 2/27/19)
<b>FG Made</b>	3 (3x, last vs. Navy, 2/27/19)
<b>FG Attempted</b>	5 (5x, last at Colgate, 1/19/19)
<b>3FG Made</b>	1 (6x, last vs. Navy, 2/27/19)
<b>3FG Attempted</b>	3 (2x, last at Navy, 2/21/18)
<b>FT Made</b>	8 (at Colgate, 1/19/19)
<b>FT Attempted</b>	11 (at Colgate, 1/19/19)
<b>Assists</b>	6 (vs. Navy, 2/27/19)
<b>Blocks</b>	2 (2x, last vs. Colgate, 2/16/19)
<b>Steals</b>	3 (2x, last at Loyola, 1/23/19)
<b>Minutes</b>	24 (vs. Lehigh, 1/16/19)

### YEAR-BY-YEAR STATISTICS

Year	GP	GS	Min	Avg	FG	FGA	Pct	3FG	3FGA	Pct	FT	FTA	Pct	Reb	Avg	PF	FO	Ast	TO	Blk	Stl	Pts	Avg
2017-18	27	0	226	8.4	12	42	.286	2	17	.118	15	22	.682	41	1.5	35	0	18	18	7	10	41	1.5
2018-19	31	1	461	14.9	38	84	.452	4	18	.222	27	40	.675	72	2.3	75	1	40	47	10	19	107	3.5
<b>TOTAL</b>	<b>58</b>	<b>1</b>	<b>687</b>	<b>11.8</b>	<b>50</b>	<b>126</b>	<b>.397</b>	<b>6</b>	<b>35</b>	<b>.171</b>	<b>42</b>	<b>62</b>	<b>.677</b>	<b>113</b>	<b>1.9</b>	<b>110</b>	<b>1</b>	<b>58</b>	<b>65</b>	<b>17</b>	<b>29</b>	<b>148</b>	<b>2.6</b>



CAREER

- 111 games played, including 28 starts
- Two-time Patriot League Academic Honor Roll

2018-19 (SENIOR)

- Team captain
- Played 29 of 32 games, including one start
- 8-17 from beyond the arc
- Played season-high 17 minutes and had two steals in a 56-47 win at Lafayette
- Made two 3-pointers and scored six points in an 87-55 win over Loyola (Md.) and again in an 88-63 win over Loyola (Md.) in the Patriot League quarterfinals
- Hit a 3-pointer in wins over Iona, Lafayette, Colgate, and Army West Point

2017-18 (JUNIOR)

- Played all 32 games, including starts in the final 27
- Averaged 2.7 points and 2.1 rebounds
- Shot 37 percent (13-35) from beyond the arc
- Made first career start and scored a season-high seven points in a 66-60 win at Youngstown State
- Season-high seven rebounds in wins over Colgate and Navy

2016-17 (SOPHOMORE)

- Played in 25 games, missing two with illness
- Made two 3-pointers and scored a season-high six points in a 73-54 win over Lehigh
- Patriot League Academic Honor Roll

2015-16 (FRESHMAN)

- Appeared in 25 games, averaging 1.3 points and 0.8 rebounds
- Made collegiate debut at No. 3 Notre Dame, hitting a 3-pointer for her first career points
- Scored season-high eight points in a 71-45 win over Mount St. Mary's
- Made seven 3-pointers on the season

HIGH SCHOOL

- Two-time all-league and All-San Diego
- Eclipsed 1,000-point milestone in three seasons of varsity play

# #13 RACHEL DUMIAK

SENIOR // 5-11 // G // CARLSBAD, CALIF. // LA COSTA CANYON

2018-19 GAME-BY-GAME STATISTICS

Opponent	Min.	FG-A	Pct.	3FG-A	Pct.	FT-A	Pct.	Reb	A	TO	B	S	PTS
at Monmouth	5	0-1	.000	0-1	.000	0-0	---	0	1	0	0	0	0
QUINNIPIAC	1	0-0	---	0-0	---	0-0	---	0	0	0	0	0	0
at Drexel	4	0-0	---	0-0	---	0-0	---	0	0	0	0	0	0
at Syracuse	---	---	---	---	---	---	---	---	---	---	---	---	---
vs. UMass	4	0-0	---	0-0	---	0-0	---	0	0	0	0	0	0
vs. Fairfield	7	0-0	---	0-0	---	0-0	---	0	0	0	0	0	0
at Brown	1	0-0	---	0-0	---	0-0	---	0	0	0	0	0	0
at St. Bonaventure	7	0-2	.000	0-1	.000	0-0	---	0	0	1	0	1	0
IONA	11	1-2	.500	1-1	1.000	0-0	---	0	0	0	0	1	3
RIDER	7	1-1	1.000	0-0	---	0-0	---	0	0	1	1	1	2
YOUNGSTOWN ST.	3	0-1	.000	0-1	.000	0-0	---	0	0	0	0	0	0
at Iowa State	5	0-1	.000	0-0	---	0-0	---	3	0	0	0	0	0
AMERICAN	3	0-0	---	0-0	---	0-0	---	0	0	0	0	0	0
BOSTON U.	2	0-0	---	0-0	---	0-0	---	0	0	0	0	0	0
at Army	11	0-0	---	0-0	---	0-0	---	1	0	0	1	0	0
at Lafayette	17	0-2	.000	0-1	.000	0-0	---	1	1	1	0	2	0
LEHIGH	5	0-0	---	0-0	---	0-0	---	1	0	0	0	0	0
at Colgate	4	0-0	---	0-0	---	0-0	---	1	0	1	0	0	0
at Loyola (Md.)	5	0-1	.000	0-1	.000	0-0	---	0	0	0	0	0	0
HOLY CROSS	4	1-1	1.000	0-0	---	0-0	---	1	0	1	0	0	2
at Navy	9	0-1	.000	0-0	---	0-0	---	1	1	1	0	2	0
at Boston U.	---	---	---	---	---	---	---	---	---	---	---	---	---
LAFAYETTE	12	1-1	1.000	1-1	1.000	0-0	---	0	0	2	0	1	3
at Lehigh	3	0-1	.000	0-1	.000	0-0	---	1	1	0	0	1	0
COLGATE	12	1-2	.500	1-2	.500	0-0	---	0	0	0	0	0	3
LOYOLA (Md.)	10	2-3	.667	2-3	.667	0-0	---	1	0	0	0	1	6
at Holy Cross	3	0-0	---	0-0	---	0-0	---	0	0	0	0	0	0
NAVY	8	1-1	1.000	0-0	---	0-2	.000	0	2	1	0	0	2
at American	---	---	---	---	---	---	---	---	---	---	---	---	---
ARMY	8	1-1	1.000	1-1	1.000	0-0	---	1	0	0	0	0	3
LOYOLA	11	2-2	1.000	2-2	1.000	0-0	---	1	0	0	0	0	6
HOLY CROSS	12	0-1	.000	0-1	.000	0-0	---	3	1	0	0	1	0

2018-19 SEASON HIGHS

Points	6 (2x, last vs. Loyola, 3/11/19)
Rebounds	3 (2x, last vs. HC, 3/14/19)
FG Made	2 (2x, last vs. Loyola, 3/11/19)
FG Attempted	3 (vs. Loyola, 2/20/19)
3FG Made	2 (2x, last vs. Loyola, 3/11/19)
3FG Attempted	3 (vs. Loyola, 2/20/19)
FT Made	--
FT Attempted	2 (vs. Navy, 2/27/19)
Assists	2 (vs. Navy, 2/27/19)
Blocks	1 (2x, last at Army, 1/9/19)
Steals	2 (2x, last at Navy, 1/30/19)
Minutes	17 (at Lafayette, 1/12/19)

CAREER HIGHS

Points	8 (vs. Mt. St. Mary's, 11/24/15)
Rebounds	7 (at Colgate, 2/10/18)
FG Made	3 (2x, last at YSU, 11/24/17)
FG Attempted	7 (at Colgate, 2/10/18)
3FG Made	2 (5x, last vs. Loyola, 2/20/19)
3FG Attempted	5 (at UMBC, 12/8/15)
FT Made	2 (7x, last vs. Navy, 3/8/18)
FT Attempted	2 (17x, last vs. Navy, 2/27/19)
Assists	4 (2x, last at Amer., 12/29/17)
Blocks	1 (3x, last at Army, 1/9/19)
Steals	3 (at Boston U., 1/2/18)
Minutes	27 (2x, last vs. Navy, 3/8/18)

YEAR-BY-YEAR STATISTICS

Year	GP	GS	Min	Avg	FG	FGA	Pct	3FG	3FGA	Pct	FT	FTA	Pct	Reb	Avg	PF	FO	Ast	TO	Blk	Stl	Pts	Avg
2015-16	25	0	151	6.0	11	31	.355	7	21	.333	3	6	.500	19	0.8	17	0	9	19	0	7	32	1.3
2016-17	25	0	181	7.2	7	37	.189	4	22	.182	5	8	.625	23	0.9	16	0	15	14	0	4	23	0.9
2017-18	32	27	537	16.8	30	76	.395	13	35	.371	14	19	.737	68	2.1	26	0	24	26	1	16	87	2.7
2018-19	29	1	194	6.7	11	25	.440	8	17	.471	0	2	.000	16	0.6	8	0	7	9	2	11	30	1.0
TOTAL	111	28	1063	9.6	59	169	.349	32	95	.337	22	35	.629	126	1.1	67	0	55	68	3	38	172	1.5

**CAREER**

- Third Team All-Patriot League (2018)
- Patriot League All-Rookie Team (2016)
- Patriot League All-Tournament Team (2016)
- 126 games played, including 108 starts
- 1,041 career points
- 8th in program history with 301 assists

**2018-19 (SENIOR)**

- Team captain
- Started all 32 games
- 17 games with at least three assists, including a career-high eight in addition to four steals and 12 points in a 75-38 win over Quinnipiac
- Season-high 20 points in addition to seven rebounds in a 73-68 win over Youngstown St.
- Perfect 7-7 from the field while scoring 15 points in an 87-55 win over Loyola (Md.)
- Career-high five steals in a loss at #18 Syracuse and in a win over Army West Point
- 14 points, seven assists, three steals, and no turnovers in a 77-58 win over UMass
- Career-high eight rebounds in addition to eight points in an 80-59 win over Rider

**2017-18 (JUNIOR)**

- Third Team All-Patriot League
- Started all 32 games, averaging 10.0 points, 2.8 rebounds, and 2.5 assists
- Double-digit scoring in 15 games, including a career-high 25 points against Drexel
- Had 11 games with at least four assists, including seven in a win over Binghamton

**2016-17 (SOPHOMORE)**

- Played in 31 games, including 30 starts, missing two with illness.
- Averaged 7.9 points, 2.4 rebounds, and 1.8 assists, including 9.7 points in the Patriot League Tournament

**2015-16 (FRESHMAN)**

- Patriot League All-Rookie Team
- Patriot League All-Tournament Team
- Played in 31 games, including 14 starts, averaging 7.4 points and 2.3 assists
- Scored in double-digits 10 times, including all four postseason games.

**HIGH SCHOOL**

- Two-time All-State in New Jersey.
- Guided team to state title

# #2 KYI ENGLISH

SENIOR // 5-5 // G // EAST ORANGE, N.J. // EAST ORANGE

**2018-19 GAME-BY-GAME STATISTICS**

Opponent	Min.	FG-A	Pct.	3FG-A	Pct.	FT-A	Pct.	Reb	A	TO	B	S	PTS
at Monmouth	20	3-4	.750	0-1	.000	0-0	---	1	1	2	0	0	6
QUINNIPIAC	25	4-10	.400	0-1	.000	4-6	.667	4	8	3	0	4	12
at Drexel	22	1-3	.333	0-0	---	0-0	---	0	0	5	0	1	2
at Syracuse	36	3-11	.273	1-4	.250	3-4	.750	2	4	6	0	5	10
vs. UMass	27	5-8	.625	3-4	.750	1-2	.500	3	7	0	0	3	14
vs. Fairfield	24	2-2	1.000	0-0	---	3-4	.750	0	0	1	0	1	7
at Brown	25	2-5	.400	1-2	.500	0-0	---	6	4	2	0	0	5
at St. Bonaventure	23	1-6	.167	1-3	.333	2-2	1.000	1	4	2	0	2	5
IONA	17	1-6	.167	0-1	.000	5-6	.833	0	3	1	0	3	7
RIDER	24	3-4	.750	0-0	---	2-2	1.000	8	2	1	1	1	8
YOUNGSTOWN ST.	27	7-17	.412	1-5	.200	5-6	.833	7	1	3	0	0	20
at Iowa State	18	1-11	.091	0-3	.000	0-0	---	4	2	1	0	0	2
AMERICAN	27	4-10	.400	0-1	.000	0-0	---	4	2	4	0	0	8
BOSTON U.	29	5-16	.313	1-6	.167	2-4	.500	2	1	2	0	0	13
at Army	29	1-4	.250	0-2	.000	0-0	---	2	7	3	0	2	2
at Lafayette	22	1-6	.167	0-0	---	0-0	---	1	1	0	0	3	2
LEHIGH	16	1-6	.167	0-0	---	4-4	1.000	2	1	2	0	2	6
at Colgate	26	1-7	.143	0-2	.000	0-0	---	3	5	2	0	1	2
at Loyola (Md.)	31	5-8	.625	2-4	.500	1-2	.500	3	3	1	0	1	13
HOLY CROSS	30	2-6	.333	1-3	.333	4-6	.667	2	3	1	0	3	9
at Navy	17	3-7	.428	0-0	---	2-2	1.000	3	3	1	0	1	8
at Boston U.	31	2-6	.333	1-4	.250	0-0	---	2	2	5	0	0	5
LAFAYETTE	22	3-4	.750	2-2	1.000	0-0	---	1	5	0	0	1	8
at Lehigh	33	2-6	.333	1-1	1.000	6-6	1.000	3	4	2	0	2	11
COLGATE	20	0-7	.000	0-5	.000	0-0	---	0	5	0	0	2	0
LOYOLA (Md.)	25	7-7	1.000	1-1	1.000	0-0	---	3	1	1	0	2	15
at Holy Cross	32	4-8	.500	2-2	1.000	3-4	.750	0	3	1	0	2	13
NAVY	25	3-6	.500	1-2	.500	4-4	1.000	0	3	1	0	1	11
at American	23	0-7	.000	0-2	.000	3-4	.750	1	0	0	0	3	3
ARMY	28	3-6	.500	0-1	.000	0-0	---	1	5	1	0	5	6
LOYOLA (MD.)	23	5-9	.556	2-4	.500	2-2	1.000	1	2	2	0	1	14
HOLY CROSS	24	1-5	.200	0-2	.000	0-1	.000	1	3	0	0	1	2

**2018-19 SEASON HIGHS**

<b>Points</b>	20 (vs. YSU, 12/18/18)
<b>Rebounds</b>	8 (vs. Rider, 12/15/18)
<b>FG Made</b>	7 (2x, last vs. Loyola, 2/20/19)
<b>FG Attempted</b>	17 (vs. YSU, 12/18/18)
<b>3FG Made</b>	3 (vs. UMass, 11/23/18)
<b>3FG Attempted</b>	6 (vs. Boston U., 1/6/19)
<b>FT Made</b>	6 (at Lehigh, 2/13/19)
<b>FT Attempted</b>	6 (5x, last at Lehigh, 2/13/19)
<b>Assists</b>	8 (vs. Quinnipiac, 11/11/18)
<b>Blocks</b>	1 (vs. Rider, 12/15/18)
<b>Steals</b>	5 (2x, last vs. Army, 3/6/19)
<b>Minutes</b>	36 (at Syracuse, 11/18/18)

**CAREER HIGHS**

<b>Points</b>	25 (at Drexel, 11/18/17)
<b>Rebounds</b>	8 (vs. Rider, 12/15/18)
<b>FG Made</b>	9 (at Drexel, 11/18/17)
<b>FG Attempted</b>	17 (3x, last vs. YSU, 12/18/18)
<b>3FG Made</b>	3 (6x, last vs. UMass, 11/23/18)
<b>3FG Attempted</b>	8 (2x, last at St. Bona., 12/6/16)
<b>FT Made</b>	10 (2x, last at Iona, 12/3/17)
<b>FT Attempted</b>	15 (at Rider, 11/10/17)
<b>Assists</b>	8 (vs. Quinnipiac, 11/11/18)
<b>Blocks</b>	1 (5x, last vs. Rider, 12/15/18)
<b>Steals</b>	5 (2x, last vs. Army, 3/6/19)
<b>Minutes</b>	40 (2x, last vs. Bing., 11/11/16)

**YEAR-BY-YEAR STATISTICS**

Year	GP	GS	Min	Avg	FG	FGA	Pct	3FG	3FGA	Pct	FT	FTA	Pct	Reb	Avg	PF	FO	Ast	TO	Blk	Stl	Pts	Avg
2015-16	31	14	785	25.3	76	191	.398	31	82	.378	45	63	.714	55	1.8	60	0	70	77	1	27	228	7.4
2016-17	31	30	940	30.3	87	241	.361	30	93	.323	40	58	.690	75	2.4	56	0	56	88	2	22	244	7.9
2017-18	32	32	957	29.9	109	279	.391	21	77	.273	81	104	.779	90	2.8	47	1	80	80	1	36	320	10.0
2018-19	32	32	801	25.0	86	228	.377	21	68	.309	56	71	.789	71	2.2	58	1	95	56	1	53	249	7.8
<b>TOTAL</b>	<b>126</b>	<b>108</b>	<b>3483</b>	<b>27.6</b>	<b>358</b>	<b>939</b>	<b>.381</b>	<b>103</b>	<b>320</b>	<b>.322</b>	<b>222</b>	<b>296</b>	<b>.750</b>	<b>291</b>	<b>2.3</b>	<b>221</b>	<b>2</b>	<b>301</b>	<b>301</b>	<b>5</b>	<b>138</b>	<b>1041</b>	<b>8.3</b>





# #4 GIA HAYES

**JUNIOR // 5-8 // G // MAUMELLE, ARK. // eSTEM HIGH PUBLIC CHARTER**

### 2018-19 GAME-BY-GAME STATISTICS

Opponent	Min.	FG-A	Pct.	3FG-A	Pct.	FT-A	Pct.	Reb	A	TO	B	S	PTS
at Monmouth	8	2-3	.667	1-1	1.000	0-0	---	0	0	1	0	0	5
QUINNIPIAC	1	0-0	---	0-0	---	0-0	---	0	0	0	0	0	0
at Drexel	10	1-2	.500	0-0	---	1-2	.500	0	2	2	0	1	3
at Syracuse	---	---	---	---	---	---	---	---	---	---	---	---	---
vs. UMass	5	0-2	.000	0-0	---	0-0	---	0	0	0	0	0	0
vs. Fairfield	4	0-0	---	0-0	---	2-2	1.000	0	0	1	0	0	2
at Brown	---	---	---	---	---	---	---	---	---	---	---	---	---
at St. Bonaventure	6	2-2	1.000	1-1	1.000	0-0	---	0	0	1	0	0	5
IONA	13	1-4	.250	0-3	.000	1-1	1.000	0	1	0	0	0	3
RIDER	5	1-1	1.000	0-0	---	1-2	.500	1	0	0	0	0	3
YOUNGSTOWN ST.	---	---	---	---	---	---	---	---	---	---	---	---	---
at Iowa State	3	0-1	.000	0-1	.000	1-2	.500	0	0	0	0	0	1
AMERICAN	1	1-2	.500	1-1	1.000	0-0	---	0	0	0	0	0	3
BOSTON U.	1	0-1	.000	0-1	.000	0-0	---	0	0	0	0	0	0
at Army	2	0-0	---	0-0	---	0-0	---	0	0	0	0	0	0
at Lafayette	---	---	---	---	---	---	---	---	---	---	---	---	---
LEHIGH	2	0-0	---	0-0	---	0-0	---	0	0	0	0	0	0
at Colgate	3	0-0	---	0-0	---	0-0	---	0	0	0	0	0	0
at Loyola (Md.)	---	---	---	---	---	---	---	---	---	---	---	---	---
HOLY CROSS	---	---	---	---	---	---	---	---	---	---	---	---	---
at Navy	8	1-1	1.000	0-0	---	0-0	---	0	1	1	0	0	2
at Boston U.	---	---	---	---	---	---	---	---	---	---	---	---	---
LAFAYETTE	8	1-2	.500	0-0	---	0-0	---	2	1	0	0	0	2
at Lehigh	---	---	---	---	---	---	---	---	---	---	---	---	---
COLGATE	6	0-0	---	0-0	---	0-0	---	0	1	0	0	0	0
LOYOLA (Md.)	5	1-1	1.000	0-0	---	0-0	---	2	0	0	0	0	2
at Holy Cross	---	---	---	---	---	---	---	---	---	---	---	---	---
NAVY	7	1-1	1.000	0-0	---	2-3	.667	0	0	0	0	0	4
at American	---	---	---	---	---	---	---	---	---	---	---	---	---
ARMY	1	0-0	---	0-0	---	0-0	---	0	0	0	0	0	0
LOYOLA	4	0-0	---	0-0	---	0-0	---	0	0	1	0	0	0
HOLY CROSS	---	---	---	---	---	---	---	---	---	---	---	---	---

### CAREER

- 82 games played, including one start
- Two-time Patriot League Academic Honor Roll

### 2018-19 (JUNIOR)

- Played in 21 of 32 games
- Scored five points in a season-opening 70-32 win at Monmouth
- Scored five points in a 77-46 win at St. Bonaventure

### 2017-18 (SOPHOMORE)

- Played in 32 games, missing two with an injury, and averaged 3.2 points and 0.8 rebounds
- Scored a season-high 10 points on 4-of-5 shooting in a 76-57 win over Canisius
- Had career-highs in rebounds (4) and steals (3) in a 63-52 win over Akron

### 2016-17 (FRESHMAN)

- Played in 31 games, including one start.
- Averaged 2.9 points and 0.5 rebounds
- Scored seven points on 3-of-3 shooting in just five minutes in her postseason debut, a 75-72 win over Loyola in the quarterfinals
- Scored career-high 12 points while making first career start in a 69-64 win over Manhattan
- Scored nine points in just 10 minutes against No. 3 Maryland in the NCAA Tournament First Round
- Made collegiate debut and contributed an assist in a season-opening 67-57 win at Binghamton
- Scored first career points with two in a 67-36 win over NJIT in the home opener

### HIGH SCHOOL

- All-State in Arkansas
- Led team to state title
- Graduated as team's all-time leading scorer with more than 2,000 points.

### 2018-19 SEASON HIGHS

Points	5 (2x, last at St. Bona., 11/29/18)
Rebounds	2 (2x, last vs. Loyola, 2/20/19)
FG Made	2 (2x, last at St. Bona., 11/29/18)
FG Attempted	4 (vs. Iona, 12/2/18)
3FG Made	1 (2x, last vs. American, 1/3/19)
3FG Attempted	3 (vs. Iona, 12/2/18)
FT Made	2 (2x, last vs. Nacy, 2/27/19)
FT Attempted	3 (vs. Navy, 2/27/19)
Assists	2 (at Drexel, 11/15/18)
Blocks	---
Steals	1 (at Drexel, 11/15/18)
Minutes	13 (vs. Iona, 12/2/18)

### CAREER HIGHS

Points	12 (vs. Manhattan, 12/20/16)
Rebounds	4 (2x, last vs. Bing., 11/29/17)
FG Made	5 (vs. Manhattan, 12/20/16)
FG Attempted	12 (vs. Manhattan, 12/20/16)
3FG Made	2 (3x, last vs. Canisius, 11/26/17)
3FG Attempted	7 (vs. Manhattan, 12/20/16)
FT Made	3 (at Rider, 11/10/17)
FT Attempted	4 (at Rider, 11/10/17)
Assists	3 (vs. Akron, 11/12/17)
Blocks	1 (4x, last vs. Navy, 3/8/18)
Steals	3 (vs. Akron, 11/12/17)
Minutes	37 (vs. Manhattan, 12/20/16)

### YEAR-BY-YEAR STATISTICS

Year	GP	GS	Min	Avg	FG	FGA	Pct	3FG	3FGA	Pct	FT	FTA	Pct	Reb	Avg	PF	FO	Ast	TO	Blk	Stl	Pts	Avg
2016-17	31	1	344	11.1	35	92	.380	14	39	.359	7	13	.538	15	0.5	24	0	16	23	3	5	91	2.9
2017-18	30	0	305	10.2	37	96	.385	7	23	.304	16	32	.500	23	0.8	30	0	13	27	1	11	97	3.2
2018-19	21	0	104	5.0	12	23	.522	3	8	.375	8	12	.667	5	0.2	17	0	6	7	0	1	35	1.7
TOTAL	82	1	753	9.2	84	211	.398	24	70	.343	31	57	.544	43	0.5	71	0	35	57	4	17	223	2.7

**CAREER**

- 55 games played

**2018-19 (SOPHOMORE)**

- Played 31 of 32 games, missing one with illness
- At least one 3-pointer in 20 games and multiple 3s in seven games
- Perfect 4-for-4 from beyond the arc while scoring 12 points in a 90-62 win at Colgate
- Went 4-4 from the field and 3-3 from long range for 11 points in a 75-71 win over Holy Cross
- Scored career-high 14 points in a 77-46 win at St. Bonaventure
- Hit three 3-pointers and scored nine points in a 77-58 win over UMass
- Career-high four assists in an 86-61 loss at Iowa State

**2017-18 (FRESHMAN)**

- Played in 25 games, averaging 1.6 points and 0.6 rebounds
- Scored season-high 13 points while shooting 4-for-4 from the field, 3-for-3 from beyond the arc, and 2-for-2 from the line in an 83-53 win over Lafayette
- Scored nine points on 3-of-4 shooting from beyond the arc in a 64-59 win over Binghamton
- Made collegiate debut at home against St. Bonaventure
- Made postseason debut and scored two points in a 67-53 win over Holy Cross in the PL quarterfinals
- Scored first career points with a 3-pointer in a 66-60 win at Youngstown State

**HIGH SCHOOL**

- Northern Kentucky Player of the Year
- Finished career with 2,126 points and 317 3-pointers

# #23 ALLY JOHNSON

**SOPHOMORE // 5-10 // G // FORT MITCHELL, KY. // BEECHWOOD**

**2018-19 GAME-BY-GAME STATISTICS**

Opponent	Min.	FG-A	Pct.	3FG-A	Pct.	FT-A	Pct.	Reb	A	TO	B	S	PTS
at Monmouth	13	0-2	.000	0-1	.000	0-0	---	3	0	2	0	1	0
QUINNIPIAC	10	1-2	.500	1-2	.500	0-0	---	0	0	0	0	0	3
at Drexel	15	1-2	.500	1-1	1.000	0-0	---	0	0	2	0	0	3
at Syracuse	16	3-4	.750	2-3	.667	0-0	---	3	1	3	0	0	8
vs. UMass	19	3-5	.600	3-5	.600	0-0	---	1	1	0	0	1	9
vs. Fairfield	21	3-5	.600	1-3	.333	0-0	---	0	0	1	0	1	7
at Brown	19	1-4	.250	1-2	.500	4-4	1.000	1	3	0	0	1	7
at St. Bonaventure	20	5-9	.556	3-6	.500	1-2	.500	3	0	1	0	0	14
IONA	20	3-7	.429	2-5	.400	1-1	1.000	2	2	0	0	0	9
RIDER	18	3-10	.300	0-5	.000	0-0	---	1	0	0	0	0	6
YOUNGSTOWN ST.	18	1-4	.250	0-0	---	0-0	---	2	0	1	1	1	2
at Iowa State	19	0-5	.000	0-3	.000	2-2	1.000	2	4	1	0	0	2
AMERICAN	23	2-3	.667	1-2	.500	0-0	---	1	1	0	0	0	5
BOSTON U.	20	0-2	.000	0-1	.000	0-0	---	0	0	0	0	0	0
at Army	14	0-2	.000	0-1	.000	0-0	---	0	1	1	1	1	0
at Lafayette	5	1-2	.500	1-2	.500	0-0	---	0	0	1	0	0	3
LEHIGH	5	1-1	1.000	1-1	1.000	0-0	---	2	0	0	0	0	3
at Colgate	16	4-7	.571	4-4	1.000	0-0	---	1	2	1	0	0	12
at Loyola (Md.)	14	1-5	.200	1-4	.250	0-0	---	2	2	0	0	0	3
HOLY CROSS	17	4-4	1.000	3-3	1.000	0-0	---	1	1	0	1	1	11
at Navy	23	1-6	.167	0-3	.000	0-0	---	1	2	2	0	0	2
at Boston U.	15	2-4	.500	1-3	.333	0-0	---	1	2	0	0	0	5
LAFAYETTE	17	2-7	.286	1-4	.250	0-2	.000	0	3	2	0	1	5
at Lehigh	7	0-0	---	0-0	---	0-0	---	0	0	1	0	0	0
COLGATE	10	0-1	.000	0-0	---	0-0	---	0	0	1	0	0	0
LOYOLA (Md.)	8	1-2	.500	1-2	.500	0-0	---	0	0	1	0	0	3
at Holy Cross	16	1-3	.333	1-3	.333	0-0	---	0	1	1	0	0	3
NAVY	15	2-4	.500	2-3	.667	0-0	---	2	1	1	0	0	6
at American	20	1-4	.250	1-3	.333	0-2	.000	1	0	1	1	2	3
ARMY	7	0-1	.000	0-1	.000	0-0	---	0	1	0	0	0	0
LOYOLA	7	0-2	.000	0-2	.000	0-0	---	1	1	0	0	0	0
HOLY CROSS	---	---	---	---	---	---	---	---	---	---	---	---	---

**2018-19 SEASON HIGHS**

<b>Points</b>	14 (at St. Bonaventure, 11/29/18)
<b>Rebounds</b>	3 (3x, last at St. Bona., 11/29/18)
<b>FG Made</b>	5 (at St. Bonaventure, 11/29/18)
<b>FG Attempted</b>	10 (vs. Rider, 12/15/18)
<b>3FG Made</b>	4 (at Colgate, 1/19/19)
<b>3FG Attempted</b>	6 (at St. Bonaventure, 11/29/18)
<b>FT Made</b>	4 (at Brown, 11/25/18)
<b>FT Attempted</b>	4 (at Brown, 11/25/18)
<b>Assists</b>	4 (at Iowa State, 12/29/18)
<b>Blocks</b>	1 (4x, last at American, 3/2/19)
<b>Steals</b>	2 (at American, 3/2/19)
<b>Minutes</b>	23 (2x, last at Navy, 1/30/19)

**CAREER HIGHS**

<b>Points</b>	14 (at St. Bonaventure, 11/29/18)
<b>Rebounds</b>	3 (3x, last at St. Bona., 11/29/18)
<b>FG Made</b>	5 (at St. Bonaventure, 11/29/18)
<b>FG Attempted</b>	10 (vs. Rider, 12/15/18)
<b>3FG Made</b>	4 (at Colgate, 1/19/19)
<b>3FG Attempted</b>	6 (at St. Bonaventure, 11/29/18)
<b>FT Made</b>	4 (at Brown, 11/25/18)
<b>FT Attempted</b>	4 (at Brown, 11/25/18)
<b>Assists</b>	4 (at Iowa State, 12/29/18)
<b>Blocks</b>	1 (5x, last at American, 3/2/19)
<b>Steals</b>	2 (at American, 3/2/19)
<b>Minutes</b>	23 (2x, last at Navy, 1/30/19)

**YEAR-BY-YEAR STATISTICS**

Year	GP	GS	Min	Avg	FG	FGA	Pct	3FG	3FGA	Pct	FT	FTA	Pct	Reb	Avg	PF	FO	Ast	TO	Blk	Stl	Pts	Avg
2017-18	25	0	180	7.2	13	45	.289	9	33	.273	6	8	.750	15	0.6	9	0	10	15	1	2	41	1.6
2018-19	31	0	467	15.1	47	119	.395	32	78	.410	8	13	.615	31	1.0	29	0	29	24	4	10	134	4.3
<b>TOTAL</b>	<b>56</b>	<b>0</b>	<b>647</b>	<b>11.6</b>	<b>60</b>	<b>164</b>	<b>.366</b>	<b>41</b>	<b>111</b>	<b>.369</b>	<b>14</b>	<b>21</b>	<b>.667</b>	<b>46</b>	<b>0.8</b>	<b>38</b>	<b>0</b>	<b>39</b>	<b>39</b>	<b>5</b>	<b>12</b>	<b>175</b>	<b>3.1</b>



# #25 ABBY KAPP

SOPHOMORE // 6-0 // F // BARTO, PA. // BOYERTOWN

## 2018-19 GAME-BY-GAME STATISTICS

Opponent	Min.	FG-A	Pct.	3FG-A	Pct.	FT-A	Pct.	Reb	A	TO	B	S	PTS
at Monmouth	22	3-4	.750	3-3	1.000	0-0	---	2	3	2	0	2	9
QUINNIPIAC	28	3-8	.375	2-6	.333	0-0	---	3	1	1	0	3	8
at Drexel	22	1-5	.200	1-3	.333	1-2	.500	2	1	0	1	1	4
at Syracuse	23	4-9	.444	3-8	.375	0-0	---	3	1	7	1	1	11
vs. UMass	27	7-17	.412	5-12	.417	0-0	---	2	2	2	2	1	19
vs. Fairfield	24	5-9	.556	2-4	.500	0-0	---	2	1	1	1	1	12
at Brown	36	6-11	.545	5-8	.625	0-0	---	5	1	2	0	3	17
at St. Bonaventure	26	4-9	.444	4-6	.667	0-0	---	3	1	1	0	1	12
IONA	22	2-6	.333	2-6	.333	0-0	---	3	0	2	1	1	6
RIDER	22	4-7	.571	4-6	.667	4-4	1.000	3	0	1	1	3	16
YOUNGSTOWN ST.	28	2-7	.286	1-5	.200	2-3	.667	2	2	0	0	2	7
at Iowa State	17	1-7	.143	1-5	.200	0-0	---	3	1	1	0	1	3
AMERICAN	18	4-6	.667	4-5	.800	0-0	---	1	2	0	2	1	12
BOSTON U.	28	2-9	.222	0-6	.000	4-4	1.000	7	1	1	2	4	8
at Army	19	4-8	.500	3-7	.429	0-0	---	3	1	0	1	0	11
at Lafayette	14	0-3	.000	0-3	.000	0-0	---	2	0	1	1	0	0
LEHIGH	23	1-6	.167	0-4	.000	0-1	.000	2	1	2	0	2	2
at Colgate	21	5-10	.500	3-7	.429	0-0	---	4	1	0	1	1	13
at Loyola (Md.)	20	2-7	.286	2-5	.400	0-0	---	2	2	2	1	0	6
HOLY CROSS	21	2-5	.400	1-3	.333	0-0	---	1	0	1	0	3	5
at Navy	18	4-7	.571	2-5	.400	0-1	.000	5	3	1	1	1	10
at Boston U.	32	5-6	.833	3-4	.750	1-1	1.000	2	2	0	0	3	14
LAFAYETTE	23	2-9	.222	0-5	.000	0-0	---	6	1	0	1	1	4
at Lehigh	30	5-6	.833	4-5	.800	0-0	---	6	1	1	0	0	14
COLGATE	17	1-3	.333	1-3	.333	3-4	.750	6	3	1	3	1	6
LOYOLA (Md.)	21	5-10	.500	4-8	.500	0-0	---	3	2	0	1	0	14
at Holy Cross	20	0-5	.000	0-5	.000	0-0	---	2	1	1	0	0	0
NAVY	19	3-6	.500	3-5	.600	0-0	---	1	1	0	0	1	9
at American	26	6-7	.857	1-2	.500	2-2	1.000	2	0	2	1	1	15
ARMY	30	4-6	.667	2-3	.667	2-2	1.000	4	0	2	1	1	12
LOYOLA	21	4-7	.571	3-5	.600	0-0	---	4	1	2	0	2	11
HOLY CROSS	21	5-6	.833	2-3	.667	1-2	.500	2	2	2	0	2	13

### CAREER

- Patriot League All-Rookie Team (2018)
- One-time Patriot League Academic Honor Roll
- 64 games played, including 36 starts

### 2018-19 (SOPHOMORE)

- Played all 32 games, including 31 starts
- Has hit 71 3-pointers, the second most in a season in program history
- Shooting 43% (71-165) on 3-pointers
- At least one 3-pointer in 27 games and multiple 3-pointers in 21 games
- Shooting 69% (9-13) from the field and 63% on 3-pointers in two PL Tournament games
- Hit five 3-pointers and scored career-high 19 points, including 16 in the first half in a 77-58 win over UMass
- Scored 17 points and had three steals in a 91-78 win over Brown
- Made 4-of-5 3-pointers and scored 14 points in a 73-68 win at Lehigh
- Made 4-of-6 3-pointers and scored 16 points in an 80-59 win over Rider
- Made 4-of-5 3-pointers in a 71-56 win over American

### 2017-18 (FRESHMAN)

- Patriot League All-Rookie Team
- Played all 32 games, including starts in the first five, averaging 4.5 points and 2.8 rebounds
- One-time Patriot League Rookie of the Week
- Shot 35 percent (24-68) from beyond the arc
- Scored career-high 15 points while shooting 6-7 from the field and 3-4 from beyond the arc in an 83-53 win over Lafayette.
- Four games with double-digit points
- Made collegiate debut and made first career start in 76-71 win at Rider, scoring five points

### HIGH SCHOOL

- All-state in Pennsylvania
- Finished career with 1,671 points and 1,080 rebounds

### 2018-19 SEASON HIGHS

Points	19 (vs. UMass, 11/23/18)
Rebounds	7 (vs. Boston U., 1/6/19)
FG Made	7 (vs. UMass, 11/23/18)
FG Attempted	17 (vs. UMass, 11/23/18)
3FG Made	5 (2x, last at Brown, 11/25/18)
3FG Attempted	12 (vs. UMass, 11/23/18)
FT Made	4 (2x, last vs. Boston U., 1/6/19)
FT Attempted	4 (3x, last vs. Colgate, 2/16/19)
Assists	3 (3x, last vs. Colgate, 2/16/19)
Blocks	3 (vs. Colgate, 2/16/19)
Steals	4 (vs. Boston U., 1/6/19)
Minutes	36 (at Brown, 11/25/18)

### CAREER HIGHS

Points	19 (vs. UMass, 11/23/18)
Rebounds	7 (vs. Boston U., 1/6/19)
FG Made	7 (vs. UMass, 11/23/18)
FG Attempted	17 (vs. UMass, 11/23/18)
3FG Made	5 (vs. UMass, 11/23/18)
3FG Attempted	12 (vs. UMass, 11/23/18)
FT Made	4 (2x, last vs. Boston U., 1/6/19)
FT Attempted	4 (3x, last vs. Colgate, 2/16/19)
Assists	3 (3x, last vs. Colgate, 2/16/19)
Blocks	3 (vs. Colgate, 2/16/19)
Steals	4 (vs. Boston U., 1/6/19)
Minutes	36 (at Brown, 11/25/18)

### YEAR-BY-YEAR STATISTICS

Year	GP	GS	Min	Avg	FG	FGA	Pct	3FG	3FGA	Pct	FT	FTA	Pct	Reb	Avg	PF	FO	Ast	TO	Blk	Stl	Pts	Avg
2017-18	32	5	449	14.0	52	146	.356	24	68	.353	16	22	.727	90	2.8	48	2	30	45	10	17	144	4.5
2018-19	32	31	741	23.2	106	231	.459	71	165	.430	20	26	.769	98	3.1	59	2	39	39	23	44	303	9.5
TOTAL	64	36	1190	18.6	158	377	.419	95	233	.408	36	48	.750	188	2.9	107	4	69	84	33	61	447	7.0





### CAREER

- Two-time Patriot League Academic Honor Roll
- 63 games played, including 30 starts

### 2018-19 (JUNIOR)

- First Team All-Patriot League
- Averaging 14.5 points in PL Tournament
- Played in 31 of 32 games, including 30 starts, and missed one with an injury
- 24 games with double-digit points, including a career-high 29 while hitting seven 3-pointers in an 84-66 win over Army
- First career double-double with 11 points and 12 rebounds in an 81-43 win over Iona
- Also had double-doubles in wins over Army (15-12) and Navy (15-10).
- Scored 19 points on 7-of-9 shooting and added seven rebounds, four assists, and three steals in a 77-54 win over Fairfield
- Made first career start and finished with nine points and seven rebounds in a season-opening 70-32 win at Monmouth
- Career-high five assists three times

### 2017-18 (SOPHOMORE)

- Played all 32 games, averaging 5.8 points and 2.9 rebounds
- Shot 47 percent (73-155) from the field and 37 percent (22-59) from beyond the arc
- Eight games with double-digit points
- Scored career-high 20 points, including 15 in the second half, in a loss at Lehigh.
- Made collegiate debut in 76-71 win at Rider, totaling 12 points and five rebounds
- Made postseason debut and scored six points in a 67-53 win over Holy Cross in the PL quarterfinal

### 2016-17 (FRESHMAN)

- Missed season with an injury

### HIGH SCHOOL

- All-State in Pennsylvania.
- Scored 1,001 career points despite missing junior season with an injury

# #40 ELLIE MACK

JUNIOR // 6-3 // F // PAOLI, PA.// CONESTOGA

### 2018-19 GAME-BY-GAME STATISTICS

Opponent	Min.	FG-A	Pct.	3FG-A	Pct.	FT-A	Pct.	Reb	A	TO	B	S	PTS
at Monmouth	21	4-7	.571	1-2	.500	0-0	---	7	1	1	1	1	9
QUINNIPIAC	28	3-6	.500	2-2	1.000	3-4	.750	8	1	4	2	0	11
at Drexel	26	3-9	.333	0-4	.000	0-0	---	6	5	2	2	0	6
at Syracuse	28	4-9	.444	1-3	.333	2-2	1.000	5	2	2	2	0	11
vs. UMass	24	2-4	.500	0-0	---	0-0	---	8	4	2	2	1	4
vs. Fairfield	22	7-9	.778	2-2	1.000	3-4	.750	7	4	0	0	3	19
at Brown	25	6-14	.429	0-4	.000	0-0	---	9	4	5	2	1	12
at St. Bonaventure	26	4-11	.364	1-3	.333	3-4	.750	3	0	0	0	0	12
IONA	23	5-8	.625	1-3	.333	0-0	---	12	3	0	0	1	11
RIDER	30	3-6	.500	0-2	.000	1-2	.500	5	5	1	2	3	7
YOUNGSTOWN ST.	27	5-11	.455	1-3	.333	0-0	---	4	1	2	0	1	11
at Iowa State	29	5-11	.455	1-3	.333	2-3	.667	6	0	2	2	1	13
AMERICAN	31	5-10	.500	1-3	.333	3-4	.750	6	2	3	3	1	14
BOSTON U.	27	5-12	.417	1-3	.333	2-2	1.000	5	1	0	0	0	13
at Army	28	5-11	.455	3-4	.750	2-2	1.000	12	2	2	1	1	15
at Lafayette	---	---	---	---	---	---	---	---	---	---	---	---	---
LEHIGH	12	2-4	.500	1-1	1.000	1-3	.333	3	3	3	2	1	6
at Colgate	27	8-13	.615	1-3	.333	2-3	.667	9	0	3	0	1	19
at Loyola (Md.)	33	5-11	.455	2-4	.500	2-2	1.000	9	1	2	1	1	14
HOLY CROSS	24	6-12	.500	1-6	.167	2-2	1.000	7	2	1	1	0	15
at Navy	24	6-8	.750	2-2	1.000	3-3	1.000	3	4	2	0	1	17
at Boston U.	32	5-10	.500	1-3	.333	3-3	1.000	6	5	3	0	1	14
LAFAYETTE	27	4-9	.444	0-2	.000	1-1	1.000	5	2	1	0	3	9
at Lehigh	31	4-11	.364	0-4	.000	8-8	1.000	6	4	1	3	1	16
COLGATE	21	5-6	.833	1-2	.500	2-2	1.000	6	1	1	0	1	13
LOYOLA (Md.)	27	5-7	.714	0-0	---	2-2	1.000	4	2	1	3	2	12
at Holy Cross	34	4-9	.444	1-4	.250	0-0	---	9	0	4	1	2	9
NAVY	23	6-9	.667	2-2	1.000	1-2	.500	10	0	2	0	0	15
at American	37	3-9	.333	1-6	.167	6-8	.750	7	2	4	3	1	13
ARMY	37	9-20	.450	7-12	.583	4-4	1.000	8	4	2	1	0	29
LOYOLA	27	7-8	.875	3-4	.750	0-0	---	7	3	1	2	1	17
HOLY CROSS	32	4-9	.444	2-5	.400	2-2	1.000	4	1	1	3	3	12

### 2018-19 SEASON HIGHS

<b>Points</b>	29 (vs. Army, 3/6/19)
<b>Rebounds</b>	12 (2x, last at Army, 1/9/19)
<b>FG Made</b>	9 (vs. Army, 3/6/19)
<b>FG Attempted</b>	20 (vs. Army, 3/6/19)
<b>3FG Made</b>	7 (vs. Army, 3/6/19)
<b>3FG Attempted</b>	12 (vs. Army, 3/6/19)
<b>FT Made</b>	8 (at Lehigh, 2/13/19)
<b>FT Attempted</b>	8 (2x, last at American, 3/2/19)
<b>Assists</b>	5 (3x, last at Boston U., 2/2/19)
<b>Blocks</b>	3 (5x, last vs. HC, 3/14/19)
<b>Steals</b>	3 (4x, last vs. HC, 3/14/19)
<b>Minutes</b>	37 (2x, last vs. Army, 3/6/19)

### CAREER HIGHS

<b>Points</b>	29 (vs. Army, 3/6/19)
<b>Rebounds</b>	12 (2x, last at Army, 1/9/19)
<b>FG Made</b>	9 (vs. Army, 3/6/19)
<b>FG Attempted</b>	20 (vs. Army, 3/6/19)
<b>3FG Made</b>	7 (vs. Army, 3/6/19)
<b>3FG Attempted</b>	12 (vs. Army, 3/6/19)
<b>FT Made</b>	8 (at Lehigh, 2/13/19)
<b>FT Attempted</b>	8 (2x, last at American, 3/2/19)
<b>Assists</b>	5 (3x, last at Boston U., 2/2/19)
<b>Blocks</b>	3 (5x, last vs. HC, 3/14/19)
<b>Steals</b>	3 (4x, last vs. HC, 3/14/19)
<b>Minutes</b>	37 (2x, last vs. Army, 3/6/19)

### YEAR-BY-YEAR STATISTICS

Year	GP	GS	Min	Avg	FG	FGA	Pct	3FG	3FGA	Pct	FT	FTA	Pct	Reb	Avg	PF	FO	Ast	TO	Blk	Stl	Pts	Avg
2016-17	--	--	--	--	--	--	--	--	--	--	--	--	--	--	--	--	--	--	--	--	--	--	--
2017-18	32	0	441	13.8	73	155	.471	22	59	.373	18	26	.692	92	2.9	31	0	20	35	11	21	186	5.8
2018-19	31	30	845	27.3	149	293	.509	40	101	.396	60	72	.833	206	6.6	65	1	69	58	39	33	398	12.8
<b>TOTAL</b>	<b>63</b>	<b>30</b>	<b>1286</b>	<b>20.4</b>	<b>222</b>	<b>448</b>	<b>.496</b>	<b>62</b>	<b>160</b>	<b>.388</b>	<b>78</b>	<b>98</b>	<b>.796</b>	<b>298</b>	<b>4.7</b>	<b>96</b>	<b>1</b>	<b>89</b>	<b>93</b>	<b>50</b>	<b>54</b>	<b>584</b>	<b>9.3</b>



# #22 MAEGAN MIKKELSEN

SENIOR // 6-4 // F // WOODBRIDGE, VA. // WOODBRIDGE

## 2018-19 GAME-BY-GAME STATISTICS

Opponent	Min.	FG-A	Pct.	3FG-A	Pct.	FT-A	Pct.	Reb	A	TO	B	S	PTS
at Monmouth	8	1-2	.500	0-0	---	0-0	---	1	0	0	0	1	2
QUINNIPIAC	1	0-0	---	0-0	---	0-0	---	0	0	0	0	0	0
at Drexel	5	0-0	---	0-0	---	0-0	---	4	0	0	0	0	0
at Syracuse	---	---	---	---	---	---	---	---	---	---	---	---	---
vs. UMass	4	0-0	---	0-0	---	0-0	---	0	0	1	0	0	0
vs. Fairfield	9	0-2	.000	0-0	---	0-0	---	2	0	1	0	0	0
at Brown	1	0-0	---	0-0	---	2-2	1.000	0	0	0	0	0	2
at St. Bonaventure	10	1-2	.500	1-2	.500	0-0	---	1	0	2	0	0	3
IONA	8	0-1	.000	0-0	---	0-0	---	4	0	0	0	0	0
RIDER	7	0-0	---	0-0	---	0-0	---	0	0	0	1	0	0
YOUNGSTOWN ST.	4	0-0	---	0-0	---	0-0	---	2	0	0	0	0	0
at Iowa State	4	0-0	---	0-0	---	0-0	---	0	0	0	0	0	0
AMERICAN	3	0-0	---	0-0	---	0-0	---	0	0	0	0	1	0
BOSTON U.	3	0-0	---	0-0	---	0-0	---	0	1	0	0	0	0
at Army	2	0-0	---	0-0	---	0-0	---	0	0	0	0	0	0
at Lafayette	3	0-0	---	0-0	---	0-0	---	0	0	1	0	0	0
LEHIGH	3	0-0	---	0-0	---	0-0	---	0	0	0	0	0	0
at Colgate	3	0-0	---	0-0	---	0-0	---	0	0	0	0	0	0
at Loyola (Md.)	---	---	---	---	---	---	---	---	---	---	---	---	---
HOLY CROSS	---	---	---	---	---	---	---	---	---	---	---	---	---
at Navy	8	2-2	1.000	1-1	1.000	0-0	---	0	0	1	0	1	5
at Boston U.	1	0-0	---	0-0	---	0-0	---	0	0	0	0	0	0
LAFAYETTE	5	2-2	1.000	1-1	1.000	0-0	---	1	0	1	0	0	5
at Lehigh	---	---	---	---	---	---	---	---	---	---	---	---	---
COLGATE	11	1-3	.333	1-1	1.000	1-2	.500	2	0	2	0	0	4
LOYOLA (Md.)	4	0-0	---	0-0	---	0-0	---	0	1	1	0	0	0
at Holy Cross	---	---	---	---	---	---	---	---	---	---	---	---	---
NAVY	11	2-3	.667	1-2	.500	1-2	.500	0	1	1	0	2	6
at American	0+	0-0	---	0-0	---	0-0	---	0	0	0	0	0	0
ARMY	4	0-1	.000	0-0	---	0-0	---	0	1	0	0	1	0
LOYOLA	7	1-1	1.000	0-0	---	1-2	.500	1	3	0	0	0	3
HOLY CROSS	6	0-1	.000	0-1	.000	0-0	---	2	1	1	0	0	0

## 2018-19 SEASON HIGHS

Points	6 (vs. Navy, 2/27/19)
Rebounds	4 (2x, last vs. Iona, 12/2/18)
FG Made	2 (3x, last vs. Navy, 2/27/19)
FG Attempted	3 (2x, last vs. Navy, 2/27/19)
3FG Made	1 (5x, last vs. Navy, 2/27/19)
3FG Attempted	2 (2x, last vs. Navy, 2/27/19)
FT Made	2 (at Brown, 11/25/18)
FT Attempted	2 (4x, last vs. Loyola, 3/11/19)
Assists	3 (vs. Loyola, 3/11/19)
Blocks	1 (vs. Rider, 12/15/18)
Steals	2 (vs. Navy, 2/27/19)
Minutes	11 (2x, last vs. Navy, 2/27/19)

## CAREER HIGHS

Points	11 (at Iona, 12/3/17)
Rebounds	7 (vs. Saint Joseph's, 11/15/17)
FG Made	4 (2x, last vs. Colgate, 1/14/18)
FG Attempted	9 (at YSU, 11/24/17)
3FG Made	1 (10x, last vs. Navy, 2/27/19)
3FG Attempted	3 (at YSU, 11/24/17)
FT Made	4 (at Fordham, 12/17/17)
FT Attempted	4 (2x, last at Pitt, 12/20/17)
Assists	3 (2x, last vs. Loyola, 3/11/19)
Blocks	2 (vs. Army, 2/5/18)
Steals	2 (2x, last vs. Navy, 2/27/19)
Minutes	18 (2x, last at HC, 1/20/18)

## CAREER

- 85 games played, including one start
- Two-time Patriot League Academic Honor Roll

## 2018-19 (SENIOR)

- Team captain
- Played 27 of 32 games, including one start
- Scored season-high six points in a 90-48 win over Navy
- Scored five points in a 77-43 win at Navy
- Scored five points in a win over Lafayette
- Made first career start and scored four points in a 76-58 win over Colgate

## 2017-18 (JUNIOR)

- Played all 32 games, averaging 2.3 points and 2.0 rebounds
- Scored a career-high 11 points in a 60-53 win at Iona
- Pulled down career-high seven rebounds in a loss to Saint Joseph's

## 2016-17 (SOPHOMORE)

- Played in 19 games.
- Averaged 1.3 points and 0.7 rebounds

## 2015-16 (FRESHMAN)

- Appeared in seven games before suffering a season-ending injury
- Averaged 1.3 points and 1.9 rebounds
- Made collegiate debut at No. 3 Notre Dame
- Scored first career points with four while adding four rebounds and one block in a 76-46 win over Binghamton

## HIGH SCHOOL

- All-State in Virginia
- Averaged 14.5 points and 8.4 rebounds her senior season

## YEAR-BY-YEAR STATISTICS

Year	GP	GS	Min	Avg	FG	FGA	Pct	3FG	3FGA	Pct	FT	FTA	Pct	Reb	Avg	PF	FO	Ast	TO	Blk	Stl	Pts	Avg
2015-16	7	0	42	6.0	4	9	.444	1	2	.500	0	0	.000	13	1.9	2	0	4	5	1	0	9	1.3
2016-17	19	0	80	4.2	7	21	.333	2	6	.333	8	10	.800	14	0.7	12	0	1	11	2	2	24	1.3
2017-18	32	0	284	8.9	25	71	.352	3	20	.150	22	30	.733	65	2.0	43	1	17	28	10	8	75	2.3
2018-19	27	1	136	5.0	10	20	.500	5	8	.625	5	8	.625	20	0.7	22	0	8	12	1	6	30	1.1
TOTAL	85	1	542	6.4	46	121	.380	11	36	.306	35	48	.729	112	1.3	79	1	30	56	14	16	138	1.6

**2018-19 (FRESHMAN)**

- Played 26 of 32 games, missing five with an injury
- Five games with double-digit points
- Averaged 5.6 points in league play
- Scored career-high 13 points on 5-of-8 shooting in a 56-47 win at Lafayette
- Followed that with 11 points in a 71-53 win over Lehigh
- Scored 10 points in 10 minutes in a 90-62 win at Colgate
- Scored 10 points in a win over Lafayette and in a win over Colgate
- Made collegiate debut and scored six points while shooting 4-of-4 from the foul line in a season-opening 70-32 win at Monmouth

**HIGH SCHOOL**

- Voted Miss Pennsylvania Basketball
- School-record 2,040 career points
- First-team all-state in track while making the state finals in the high jump and 300-meter hurdles

# #11 TAYLOR O'BRIEN

**FRESHMAN // 5-9 // G // LAFAYETTE HILL, PA. // PLYMOUTH WHITEMARSH**

**2018-19 GAME-BY-GAME STATISTICS**

Opponent	Min.	FG-A	Pct.	3FG-A	Pct.	FT-A	Pct.	Reb	A	TO	B	S	PTS
at Monmouth	11	1-2	.500	0-0	---	4-4	1.000	3	0	2	0	0	6
QUINNIPIAC	2	0-0	---	0-0	---	0-0	---	0	0	0	0	0	0
at Drexel	11	3-6	.500	1-2	.500	0-0	---	2	0	1	0	0	7
at Syracuse	11	0-3	.000	0-2	.000	2-2	1.000	1	0	1	0	1	2
vs. UMass	---	---	---	---	---	---	---	---	---	---	---	---	---
vs. Fairfield	---	---	---	---	---	---	---	---	---	---	---	---	---
at Brown	---	---	---	---	---	---	---	---	---	---	---	---	---
at St. Bonaventure	---	---	---	---	---	---	---	---	---	---	---	---	---
IONA	---	---	---	---	---	---	---	---	---	---	---	---	---
RIDER	4	0-3	.000	0-0	---	0-0	---	1	1	1	0	1	0
YOUNGSTOWN ST.	---	---	---	---	---	---	---	---	---	---	---	---	---
at Iowa State	10	1-6	.167	1-3	.333	2-4	.500	2	0	0	0	0	5
AMERICAN	4	0-2	.000	0-1	.000	0-0	---	0	0	0	0	0	0
BOSTON U.	3	1-2	.500	0-0	---	0-0	---	1	0	0	0	0	2
at Army	6	1-4	.250	1-2	.500	0-0	---	0	0	2	0	0	3
at Lafayette	20	5-8	.625	2-3	.667	1-3	.333	2	1	2	1	0	13
LEHIGH	14	4-8	.500	2-4	.500	1-2	.500	1	0	1	0	1	11
at Colgate	10	3-6	.500	1-3	.333	3-3	1.000	1	0	1	0	1	10
at Loyola (Md.)	9	1-2	.500	0-1	.000	0-0	---	0	0	0	0	0	2
HOLY CROSS	5	1-4	.250	0-1	.000	0-1	.000	1	0	1	0	0	2
at Navy	13	2-3	.667	1-1	1.000	1-3	.333	2	0	3	0	0	6
at Boston U.	1	0-1	.000	0-1	.000	0-0	---	0	0	0	0	0	0
LAFAYETTE	13	2-4	.500	2-4	.500	4-4	1.000	0	0	1	0	0	10
at Lehigh	4	0-1	.000	0-0	---	0-0	---	0	0	0	0	0	0
COLGATE	13	4-6	.667	1-2	.500	1-1	1.000	2	0	0	1	0	10
LOYOLA (Md.)	14	3-6	.500	2-2	1.000	0-0	---	1	3	0	0	2	8
at Holy Cross	20	2-6	.333	0-1	.000	2-4	.500	4	2	0	1	1	6
NAVY	15	2-5	.400	1-1	1.000	2-2	1.000	3	1	4	0	0	7
at American	15	3-8	.375	1-3	.333	0-0	---	1	0	0	0	1	7
ARMY	6	2-3	.667	0-1	.000	0-0	---	2	0	1	0	1	4
LOYOLA	17	1-7	.143	0-4	.000	3-4	.750	1	3	2	1	0	5
HOLY CROSS	16	2-7	.286	0-2	.000	0-0	---	2	2	2	0	2	4

**2018-19 SEASON HIGHS**

<b>Points</b>	13 (at Lafayette, 1/12/19)
<b>Rebounds</b>	4 (at Holy Cross, 2/23/19)
<b>FG Made</b>	5 (at Lafayette, 1/12/19)
<b>FG Attempted</b>	8 (3x, last at American, 3/2/19)
<b>3FG Made</b>	2 (4x, last vs. Loyola, 2/20/19)
<b>3FG Attempted</b>	4 (3x, last vs. Loyola (3/11/19)
<b>FT Made</b>	4 (2x, last vs. Lafayette, 2/9/19)
<b>FT Attempted</b>	4 (5x, last vs. Loyola, 3/11/19)
<b>Assists</b>	3 (2x, last vs. Loyola, 3/11/19)
<b>Blocks</b>	1 (4x, last vs. Loyola, 3/11/19)
<b>Steals</b>	2 (2x, last vs. HC, 3/14/19)
<b>Minutes</b>	20 (2x, last at HC, 2/23/19)

**CAREER HIGHS**

<b>Points</b>	13 (at Lafayette, 1/12/19)
<b>Rebounds</b>	4 (at Holy Cross, 2/23/19)
<b>FG Made</b>	5 (at Lafayette, 1/12/19)
<b>FG Attempted</b>	8 (3x, last at American, 3/2/19)
<b>3FG Made</b>	2 (4x, last vs. Loyola, 2/20/19)
<b>3FG Attempted</b>	4 (3x, last vs. Loyola (3/11/19)
<b>FT Made</b>	4 (2x, last vs. Lafayette, 2/9/19)
<b>FT Attempted</b>	4 (5x, last vs. Loyola, 3/11/19)
<b>Assists</b>	3 (2x, last vs. Loyola, 3/11/19)
<b>Blocks</b>	1 (4x, last vs. Loyola, 3/11/19)
<b>Steals</b>	2 (2x, last vs. HC, 3/14/19)
<b>Minutes</b>	20 (2x, last at HC, 2/23/19)

**YEAR-BY-YEAR STATISTICS**

Year	GP	GS	Min	Avg	FG	FGA	Pct	3FG	3FGA	Pct	FT	FTA	Pct	Reb	Avg	PF	FO	Ast	TO	Blk	Stl	Pts	Avg
2018-19	26	0	267	10.3	44	113	.389	16	44	.364	26	37	.703	33	1.3	34	0	13	25	4	11	130	5.0
<b>TOTAL</b>	<b>26</b>	<b>0</b>	<b>267</b>	<b>10.3</b>	<b>44</b>	<b>113</b>	<b>.389</b>	<b>16</b>	<b>44</b>	<b>.364</b>	<b>26</b>	<b>37</b>	<b>.703</b>	<b>33</b>	<b>1.3</b>	<b>34</b>	<b>0</b>	<b>13</b>	<b>25</b>	<b>4</b>	<b>11</b>	<b>130</b>	<b>5.0</b>





# #50 KAITLYN SLAGUS

SENIOR // 6-2 // F // BELLE VERNON, PA. // BELLE VERNON

## 2018-19 GAME-BY-GAME STATISTICS

Opponent	Min.	FG-A	Pct.	3FG-A	Pct.	FT-A	Pct.	Reb	A	TO	B	S	PTS
at Monmouth	26	4-7	.571	2-4	.500	1-2	.500	10	2	1	1	3	11
QUINNIPIAC	33	4-10	.400	3-6	.500	4-4	1.000	14	0	1	1	0	15
at Drexel	30	2-6	.333	1-2	.500	2-2	.500	8	0	2	1	1	7
at Syracuse	27	4-5	.800	1-2	.500	0-0	---	7	0	3	1	2	9
vs. UMass	30	8-11	.727	2-4	.500	0-0	---	10	4	0	3	0	18
vs. Fairfield	23	3-9	.333	0-2	.000	3-4	.750	5	2	1	0	1	9
at Brown	30	8-13	.615	2-7	.286	12-14	.857	6	2	5	0	0	30
at St. Bonaventure	16	1-2	.500	0-0	---	1-1	1.000	4	2	1	1	2	3
IONA	21	8-10	.800	2-4	.500	2-4	.500	6	2	3	2	2	20
RIDER	25	4-7	.571	1-1	1.000	2-2	1.000	4	4	4	1	0	11
YOUNGSTOWN ST.	34	3-4	.750	1-1	1.000	0-0	---	10	1	2	1	2	7
at Iowa State	23	4-6	.667	0-1	.000	0-0	---	5	0	1	2	0	8
AMERICAN	30	4-6	.667	0-2	.000	1-2	.500	10	0	3	2	0	9
BOSTON U.	33	5-8	.625	1-4	.250	0-2	.000	7	3	2	3	0	11
at Army	28	8-15	.533	0-3	.000	0-0	---	8	0	2	1	1	16
at Lafayette	37	7-12	.583	4-6	.667	2-2	1.000	6	1	5	0	0	20
LEHIGH	31	7-10	.700	1-3	.333	3-3	1.000	13	0	2	2	1	18
at Colgate	27	4-7	.571	1-4	.250	3-3	1.000	9	4	4	2	3	12
at Loyola (Md.)	26	8-10	.800	0-0	---	1-1	1.000	7	1	2	2	1	17
HOLY CROSS	31	5-13	.385	1-5	.200	5-7	.714	5	1	0	3	0	15
at Navy	21	4-7	.571	3-4	.750	2-4	.500	6	0	2	1	2	13
at Boston U.	27	6-10	.600	1-2	.500	3-4	.750	7	0	2	1	1	16
LAFAYETTE	21	4-7	.571	0-1	.000	2-2	1.000	8	3	0	1	2	10
at Lehigh	35	5-6	.833	2-2	1.000	5-5	1.000	8	0	4	3	2	17
COLGATE	27	7-14	.500	2-5	.400	2-4	.500	8	2	2	4	1	18
LOYOLA (Md.)	24	5-7	.714	1-2	.500	0-0	---	6	7	2	1	0	11
at Holy Cross	34	3-7	.429	1-3	.333	2-2	1.000	6	1	1	2	0	9
NAVY	12	1-3	.333	0-2	.000	3-3	1.000	4	2	2	1	0	5
at American	35	3-7	.429	2-4	.500	3-4	.750	11	4	1	1	1	11
ARMY	17	2-3	.667	0-1	.000	2-2	1.000	4	0	1	0	0	6
LOYOLA	24	3-3	1.000	1-1	1.000	2-5	.400	6	1	5	1	0	9
HOLY CROSS	26	5-10	.500	1-5	.200	2-2	1.000	7	1	0	2	5	13

### CAREER

- Three-time All-PL (First in 2019, Second in 2017, 2018)
- 2016 Patriot League Rookie of the Year
- 7th in program history with 1,451 points
- 1st in program history with 938 rebounds
- 2nd in program history with 146 blocks
- 6th in program history with 129 3-pointers
- 10-time Patriot League Player of the Week
- 30 double-doubles
- Three-time PL Academic Honor Roll
- 130 games played, including 117 starts

### 2018-19 (SENIOR)

- Started all 32 games
- First Team All-Patriot League
- Team captain
- 3-time Patriot League Player of the Week
- Career-high 30 points in addition to six rebounds in a 91-78 win at Brown
- 20 points in an 81-43 win over Iona and in a 56-47 win at Lafayette
- Five double-doubles, all in Bucknell wins (Monmouth, Quinnipiac, UMass, Lehigh, American)
- 21 games with double-digit points, including 14 of 18 league games

### 2017-18 (JUNIOR)

- Started all 32 games, averaging 12.7 points, 9.0 rebounds, 1.2 assists, and 1.1 blocks
- Reached 1,000-point milestone while scoring a career-high 25 points in a win at Army
- 5th most rebounds (287) in program history
- Double-digit scoring in 23 games

### 2016-17 (SOPHOMORE)

- Started all 33 games
- finished second in PL in rebounding (8.8), fourth in blocks (1.5), 12th in scoring (12.2)

### 2015-16 (FRESHMAN)

- Patriot League Rookie of the Year
- One-time PL Player of the Week and five-time PL Rookie of the Week
- Played in all 33 games, including starts in 20, averaging 7.2 points and 3.8 rebounds
- Stepped up in conference play, averaging 10.9 points and 5.6 rebounds

### HIGH SCHOOL

- All-State in Pennsylvania.

## 2018-19 SEASON HIGHS

<b>Points</b>	30 (at Brown, 11/25/18)
<b>Rebounds</b>	14 (vs. Quinnipiac, 11/11/18)
<b>FG Made</b>	8 (5x, last at Loyola, 1/23/19)
<b>FG Attempted</b>	15 (at Army, 1/9/19)
<b>3FG Made</b>	4 (at Lafayette, 1/12/19)
<b>3FG Attempted</b>	7 (at Brown, 11/25/18)
<b>FT Made</b>	12 (at Brown, 11/25/18)
<b>FT Attempted</b>	14 (at Brown, 11/25/18)
<b>Assists</b>	7 (vs. Loyola, 2/20/19)
<b>Blocks</b>	4 (vs. Colgate, 2/16/19)
<b>Steals</b>	5 (vs. Holy Cross, 3/14/19)
<b>Minutes</b>	37 (at Lafayette, 1/12/19)

## CAREER HIGHS

<b>Points</b>	30 (at Brown, 11/25/18)
<b>Rebounds</b>	17 (vs. American, 2/24/18)
<b>FG Made</b>	9 (vs. Army, 1/2/16)
<b>FG Attempted</b>	20 (vs. Army, 1/2/16)
<b>3FG Made</b>	4 (3x, last at Lafayette, 1/12/19)
<b>3FG Attempted</b>	7 (3x, last at Brown, 11/25/18)
<b>FT Made</b>	12 (at Brown, 11/25/18)
<b>FT Attempted</b>	14 (at Brown, 11/25/18)
<b>Assists</b>	8 (vs. Manhattan, 12/20/16)
<b>Blocks</b>	5 (2x, last vs Manhat., 12/20/16)
<b>Steals</b>	5 (vs. Holy Cross, 3/14/19)
<b>Minutes</b>	41 (vs. American, 1/5/17)

## YEAR-BY-YEAR STATISTICS

Year	GP	GS	Min	Avg	FG	FGA	Pct	3FG	3FGA	Pct	FT	FTA	Pct	Reb	Avg	PF	FO	Ast	TO	Blk	Stl	Pts	Avg
2015-16	33	20	565	17.1	85	201	.423	21	73	.288	47	60	.783	126	3.8	59	0	19	31	17	18	238	7.2
2016-17	33	33	938	28.4	141	287	.491	46	129	.357	75	87	.862	290	8.8	69	2	66	71	48	27	403	12.2
2017-18	32	32	927	29.0	142	309	.460	26	107	.243	95	127	.748	287	9.0	69	1	37	81	34	25	405	12.7
2018-19	32	32	865	27.0	149	255	.584	37	93	.398	70	90	.778	235	7.3	78	0	50	66	47	33	405	12.7
<b>TOTAL</b>	<b>130</b>	<b>117</b>	<b>3295</b>	<b>25.3</b>	<b>517</b>	<b>1052</b>	<b>.491</b>	<b>130</b>	<b>402</b>	<b>.323</b>	<b>287</b>	<b>364</b>	<b>.788</b>	<b>938</b>	<b>7.2</b>	<b>275</b>	<b>3</b>	<b>172</b>	<b>249</b>	<b>146</b>	<b>103</b>	<b>1451</b>	<b>11.2</b>



### CAREER

- Two-time All-PL (First Team in 2018, Second Team in 2019)
- Patriot League All-Tournament Team (2018)
- 7th in school history with 122 3-pointers
- Three-time member of the Patriot League Academic Honor Roll.
- 121 games played, including 75 starts
- 1,104 career points

### 2018-19 (SENIOR)

- Started all 32 games
- Second Team All-Patriot League
- Team captain
- 22 games with double-digit points, including season-high 24 points in an 84-66 win over Army and 22 in a 73-68 win over Youngstown State
- Double-digit points in 13 of 18 PL games
- 10 straight games with double-digit points
- 14 games with at least three assists
- Finished with nine points, nine rebounds, and seven assists in a 75-57 win at Loyola
- Matched career high with six assists and had no turnovers in a 77-54 win over Fairfield and again with six assists and no turnovers in a 66-52 win at Army West Point

### 2017-18 (JUNIOR)

- Started all 32 games and led the team in scoring at 12.8 ppg
- Averaged 4.3 rebounds, 2.1 assists, and 1.2 steals
- Shot 83 percent (113-137) from the line
- Averaged 14.2 points, 4.3 rebounds and 2.1 assists in 18 league games
- Scored in double-digits in 19 games

### 2016-17 (SOPHOMORE)

- Played in 31 of 33 games, including seven starts, missing two with illness.
- Averaged 9.0 points, 3.9 rebounds
- Shot 45 percent (49-108) from beyond the arc and led the team with 49 3-pointers

### 2015-16 (FRESHMAN)

- Appeared in 26 games, including four starts, averaging 2.6 points and 1.3 rebounds.

### HIGH SCHOOL

- Three-time All-State in Iowa.
- State qualifier in five sports (basketball, tennis, volleyball, cross country, track and field).

# #20 KATE WALKER

SENIOR // 6-0 // G // RED OAK, IOWA // RED OAK COMMUNITY

### 2018-19 GAME-BY-GAME STATISTICS

Opponent	Min.	FG-A	Pct.	3FG-A	Pct.	FT-A	Pct.	Reb	A	TO	B	S	PTS
at Monmouth	26	4-12	.333	1-3	.333	3-4	.750	6	2	4	0	5	12
QUINNIPIAC	36	4-8	.500	1-2	.500	4-4	1.000	2	3	3	0	2	13
at Drexel	37	3-8	.375	0-3	.000	2-2	1.000	3	3	3	0	0	8
at Syracuse	29	1-4	.250	1-1	1.000	0-0	---	0	2	5	0	1	3
vs. UMass	24	2-5	.400	0-3	.000	0-0	---	5	2	3	0	1	4
vs. Fairfield	27	4-7	.571	1-2	.500	0-0	---	3	6	0	0	0	9
at Brown	24	3-5	.600	0-1	.000	3-4	.750	3	2	1	0	0	9
at St. Bonaventure	23	5-10	.500	0-4	.000	3-5	.600	5	1	1	1	0	13
IONA	22	4-10	.400	1-4	.250	5-6	.833	0	3	0	0	1	14
RIDER	30	3-10	.300	1-3	.333	6-6	1.000	3	2	2	0	0	13
YOUNGSTOWN ST.	31	9-14	.643	3-3	1.000	1-2	.500	1	3	2	0	1	22
at Iowa State	33	4-10	.400	1-3	.333	6-6	1.000	4	2	2	1	0	15
AMERICAN	30	3-8	.375	0-1	.000	3-5	.600	6	3	2	0	0	12
BOSTON U.	27	5-8	.625	2-2	1.000	1-3	.333	5	2	3	0	1	13
at Army	29	5-9	.556	1-3	.333	1-2	.500	2	6	0	0	2	12
at Lafayette	25	2-8	.250	1-3	.333	1-2	.500	1	1	0	0	2	6
LEHIGH	33	5-10	.500	0-2	.000	4-6	.667	1	3	3	0	1	14
at Colgate	29	2-3	.667	1-1	1.000	2-2	1.000	5	5	3	0	0	7
at Loyola (Md.)	33	5-11	.455	1-4	.250	0-0	---	9	7	1	0	1	9
HOLY CROSS	34	4-10	.400	1-2	.500	1-2	.500	7	5	0	0	1	10
at Navy	15	3-4	.750	0-1	.000	0-1	.000	0	0	0	0	0	6
at Boston U.	34	2-10	.200	1-3	.333	1-2	.500	6	2	4	0	2	6
LAFAYETTE	20	4-9	.444	2-4	.500	0-0	---	6	2	0	0	0	10
at Lehigh	34	2-11	.182	1-4	.250	6-10	.600	4	1	2	0	0	11
COLGATE	27	4-9	.444	1-4	.250	1-2	.500	6	3	2	0	1	10
LOYOLA (Md.)	27	5-10	.500	0-2	.000	0-0	---	3	3	2	1	3	10
at Holy Cross	22	5-7	.714	0-0	---	0-3	.000	4	2	2	0	2	10
NAVY	23	5-11	.455	1-5	.200	0-0	---	4	2	0	0	1	11
at American	18	5-8	.625	1-1	1.000	0-0	---	4	1	1	0	0	11
ARMY	36	9-13	.692	1-3	.333	5-5	1.000	2	6	2	0	0	24
LOYOLA	23	4-8	.500	0-3	.000	4-4	1.000	7	7	2	0	4	12
HOLY CROSS	31	4-8	.500	1-5	.200	3-3	1.000	9	2	3	0	1	12

### 2018-19 SEASON HIGHS

Points	24 (vs. Army, 3/6/19)
Rebounds	9 (2x, last vs. HC, 3/14/19)
FG Made	9 (2x, last vs. Army, 3/6/19)
FG Attempted	14 (vs. YSU, 12/18/18)
3FG Made	3 (vs. YSU, 12/18/18)
3FG Attempted	5 (2x, last vs. HC, 3/14/19)
FT Made	6 (3x, last at Lehigh, 2/13/19)
FT Attempted	10 (at Lehigh, 2/13/19)
Assists	7 (2x, last vs. Loyola, 3/11/19)
Blocks	1 (4x, last vs. Loyola, 2/20/19)
Steals	5 (at Monmouth, 11/6/18)
Minutes	36 (2x, last vs. Army, 3/6/19)

### CAREER HIGHS

Points	25 (2x, last vs. Navy, 3/8/18)
Rebounds	9 (6x, last vs. HC, 3/14/19)
FG Made	9 (2x, last vs. Army, 3/6/19)
FG Attempted	18 (at Boston U., 1/21/17)
3FG Made	5 (2x, last at Lafayette, 2/3/18)
3FG Attempted	10 (at Boston U., 1/21/17)
FT Made	9 (2x, last vs. Boston U., 1/27/18)
FT Attempted	12 (vs. Boston U., 1/27/18)
Assists	7 (2x, last vs. Loyola, 3/11/19)
Blocks	2 (2x, last vs. Navy, 1/24/18)
Steals	5 (at Monmouth, 11/6/18)
Minutes	39 (at American, 12/29/17)

### YEAR-BY-YEAR STATISTICS

Year	GP	GS	Min	Avg	FG	FGA	Pct	3FG	3FGA	Pct	FT	FTA	Pct	Reb	Avg	PF	FO	Ast	TO	Blk	Stl	Pts	Avg
2015-16	26	4	310	11.9	20	63	.317	8	35	.229	20	29	.690	34	1.3	23	0	16	14	1	9	68	2.6
2016-17	31	7	830	26.8	98	209	.469	49	108	.454	33	39	.846	121	3.9	65	0	50	45	4	28	278	9.0
2017-18	32	32	994	31.1	129	314	.411	39	119	.328	113	137	.825	137	4.3	64	0	68	106	8	39	410	12.8
2018-19	32	32	884	27.6	128	278	.460	26	85	.306	66	91	.725	126	3.9	60	2	94	58	3	33	348	10.9
<b>TOTAL</b>	<b>121</b>	<b>75</b>	<b>3018</b>	<b>24.9</b>	<b>375</b>	<b>864</b>	<b>.434</b>	<b>122</b>	<b>347</b>	<b>.352</b>	<b>232</b>	<b>296</b>	<b>.784</b>	<b>418</b>	<b>3.5</b>	<b>212</b>	<b>2</b>	<b>228</b>	<b>223</b>	<b>16</b>	<b>109</b>	<b>1104</b>	<b>9.1</b>



# #12 MARLY WALLS

FRESHMAN // 5-8 // G // BARDSTOWN, KY. // NELSON COUNTY

## 2018-19 GAME-BY-GAME STATISTICS

Opponent	Min.	FG-A	Pct.	3FG-A	Pct.	FT-A	Pct.	Reb	A	TO	B	S	PTS
at Monmouth	10	2-3	.667	0-1	.000	0-0	---	2	1	4	0	0	4
QUINNIPIAC	16	2-5	.400	0-0	---	6-6	1.000	5	1	3	0	1	10
at Drexel	10	0-3	.000	0-1	.000	0-0	---	1	0	1	0	0	0
at Syracuse	4	1-2	.500	0-1	.000	0-0	---	0	0	0	0	0	2
vs. UMass	14	1-4	.250	1-2	.500	0-0	---	0	2	2	0	0	3
vs. Fairfield	15	2-3	.667	0-0	---	2-4	.500	2	0	0	0	0	6
at Brown	12	0-1	.000	0-0	---	2-2	1.000	3	1	1	0	0	2
at St. Bonaventure	16	0-4	.000	0-2	.000	2-5	.400	3	2	1	0	1	2
IONA	15	2-3	.667	0-1	.000	0-0	---	2	4	2	0	0	4
RIDER	12	2-3	.667	1-1	1.000	7-7	1.000	4	0	2	0	1	12
YOUNGSTOWN ST.	17	1-3	.333	0-0	---	0-0	---	4	3	0	0	1	2
at Iowa State	18	3-10	.300	0-2	.000	4-4	1.000	0	0	3	0	3	10
AMERICAN	13	1-4	.250	0-0	---	3-4	.750	4	1	2	0	2	5
BOSTON U.	10	0-1	.000	0-0	---	0-0	---	1	0	1	0	0	0
at Army	9	0-0	---	0-0	---	0-0	---	0	1	0	0	0	0
at Lafayette	18	1-4	.250	0-0	---	3-4	.750	6	1	2	0	2	5
LEHIGH	22	1-4	.250	0-1	.000	0-0	---	1	6	1	0	2	2
at Colgate	12	1-4	.250	0-1	.000	0-0	---	2	1	1	0	1	2
at Loyola (Md.)	9	2-4	.500	0-1	.000	0-0	---	2	0	3	0	0	4
HOLY CROSS	10	0-1	.000	0-0	---	1-2	.500	1	1	1	0	1	1
at Navy	18	1-4	.250	0-0	---	0-0	---	5	1	1	0	2	2
at Boston U.	9	0-2	.000	0-1	.000	2-2	1.000	0	0	1	0	0	2
LAFAYETTE	11	1-4	.250	0-1	.000	1-1	1.000	3	0	0	0	0	3
at Lehigh	8	1-2	.500	0-0	---	0-0	---	1	1	1	0	0	2
COLGATE	14	1-3	.333	1-2	.500	2-4	.500	4	1	0	0	1	5
LOYOLA (Md.)	10	0-1	.000	0-0	---	2-2	1.000	1	1	1	0	1	2
at Holy Cross	7	0-2	.000	0-0	---	4-7	.571	0	0	2	0	4	4
NAVY	10	1-3	.333	1-2	.500	0-0	---	1	1	0	0	1	3
at American	17	1-2	.500	0-0	---	0-0	---	1	3	4	0	2	2
ARMY	7	0-1	.000	0-0	---	0-0	---	1	0	1	0	1	0
LOYOLA	13	1-2	.500	1-2	.500	2-2	1.000	0	1	1	0	0	5
HOLY CROSS	16	1-8	.125	0-0	---	0-0	---	2	1	0	0	2	2

## 2018-19 SEASON HIGHS

Points	12 (vs. Rider, 12/15/18)
Rebounds	6 (at Lafayette, 1/12/19)
FG Made	3 (at Iowa State, 12/29/18)
FG Attempted	10 (at Iowa State, 12/29/18)
3FG Made	1 (5x, last vs. Loyola, 3/11/19)
3FG Attempted	2 (5x, last vs. Loyola, 3/11/19)
FT Made	7 (vs. Rider, 12/15/18)
FT Attempted	7 (vs. Rider, 12/15/18)
Assists	6 (vs. Lehigh, 1/16/19)
Blocks	--
Steals	3 (at Iowa State, 12/29/18)
Minutes	22 (vs. Lehigh, 1/16/19)

## CAREER HIGHS

Points	12 (vs. Rider, 12/15/18)
Rebounds	6 (at Lafayette, 1/12/19)
FG Made	3 (at Iowa State, 12/29/18)
FG Attempted	10 (at Iowa State, 12/29/18)
3FG Made	1 (5x, last vs. Loyola, 3/11/19)
3FG Attempted	2 (5x, last vs. Loyola, 3/11/19)
FT Made	7 (vs. Rider, 12/15/18)
FT Attempted	7 (vs. Rider, 12/15/18)
Assists	6 (vs. Lehigh, 1/16/19)
Blocks	--
Steals	3 (at Iowa State, 12/29/18)
Minutes	22 (vs. Lehigh, 1/16/19)

## 2018-19 (FRESHMAN)

- Played all 32 games
- Tallied career-high six assists with one turnover in a 71-53 win at Lehigh
- Went 7-of-7 from the line and scored a career-high 12 points in an 80-59 win over Rider
- Scored 10 points while shooting 6-6 from the line and had five rebounds in a 75-58 win over Quinnipiac
- Scored all 10 of her points in the third quarter in an 86-61 loss at Iowa State
- Pulled down career-high six rebounds in a 56-47 win at Lafayette
- Had career-high four steals in a loss at Holy Cross
- Made collegiate debut and finished with four points and two rebounds in a season-opening 70-32 win at Monmouth

## HIGH SCHOOL

- All-State in Kentucky
- Scored over 2,000 career points
- Kentucky Athlete of the Year in track, making state finals in hurdles, high jump, and triple jump

## YEAR-BY-YEAR STATISTICS

Year	GP	GS	Min	Avg	FG	FGA	Pct	3FG	3FGA	Pct	FT	FTA	Pct	Reb	Avg	PF	FO	Ast	TO	Blk	Stl	Pts	Avg
2018-19	32	0	402	12.6	30	100	.300	5	22	.227	43	56	.768	62	1.9	46	0	35	42	0	29	108	3.4
TOTAL	32	0	402	12.6	30	100	.300	5	22	.227	43	56	.768	62	1.9	46	0	35	42	0	29	108	3.4



GAME 1 -- BUCKNELL 70, MONMOUTH 32



Official Basketball Box Score -- Game Totals -- Final Statistics  
**Bucknell vs Monmouth**  
11/06/18 6:00 pm at West Long Branch, N.J. (OceanFirst Bank)



Bucknell 70 • 1-0														
#	Player		Total	3-Ptr	FT-FTA	Rebounds	PF	TP	A	TO	Bk	Stl	Min	
			FG-FG	FG-FG		Off Def Tot								
40	Mack, Ellie	f	4-7	1-2	0-0	0 7 7	1	9	1	1	1	1	23	
50	Slagus, Kaitlyn	f	4-7	2-4	1-2	4 6 10	0	11	2	1	1	3	26	
02	English, Kyi	g	3-4	0-1	0-0	0 1 1	2	6	1	2	0	0	20	
20	Walker, Kate	g	4-12	1-3	3-4	3 3 6	3	12	2	4	0	5	26	
25	Kapp, Abby	g	3-4	3-3	0-0	1 1 2	2	9	3	2	0	2	23	
03	Brugler, Tessa		1-2	0-0	2-2	0 2 2	2	4	2	0	1	0	11	
04	Hayes, Gia		2-3	1-1	0-0	0 0 0	0	5	0	1	0	0	9	
11	O'Brien, Taylor		1-2	0-0	4-4	0 3 3	1	6	0	2	0	0	11	
12	Walls, Marly		2-3	0-1	0-0	1 2 2	4	1	4	0	0	0	10	
13	Dumiak, Rachel		0-1	0-1	0-0	0 0 0	0	0	1	0	0	0	6	
22	Mikkelsen, Maegan		1-2	0-0	0-0	1 0 1	0	2	0	0	0	0	10	
23	Johnson, Ally		0-2	0-1	0-0	1 2 3	2	0	0	2	0	1	13	
24	Ceppi, Autumn		1-3	0-0	0-0	0 1 1	1	2	2	1	0	2	11	
Team						2 3 5			1					
Totals			26-52	8-17	10-12	13 30 43	16	70	15	21	3	15	199	
1st - FG %: 6-13 46.2% 2nd: 6-12 50.0% 3rd: 9-11 81.8% 4th: 5-16 31.3% Game: 26-52 50.0% Deadball Rebounds 1														
3FG %: 1-2 50.0% 4-6 66.7% 1-1 100.0% 1-5 20.0% 8-17 47.1% 10-12 83.3%														
FT %: 1-2 50.0% 7-8 87.5% 2-2 100.0% 0-0 0.0%														

Monmouth 32 • 0-1														
		Total			3-Ptr		Rebounds							
#	Player		FG-FGA	FG-FGA	FT-FTA	Off	Def	Tot	PF	TP	A	TO	Bk	Stl
25	Lucy Thomas	f	1-6	0-0	2-5	1	2	3	2	4	0	1	0	22
24	Erica Balman	c	0-4	0-0	0-0	2	1	3	2	0	0	1	2	0
02	Alexa Wallace	g	1-5	0-0	0-0	1	1	2	0	2	0	5	0	1
15	Emani Clough	g	2-7	1-3	0-0	1	0	1	1	5	0	2	0	1
20	McKinzie Barker	g	0-4	0-0	2-2	1	2	3	1	2	1	2	0	2
01	Adriana Zelaya	g	1-4	0-3	0-0	0	2	2	0	2	1	0	1	0
03	Rosa Graham	g	3-9	0-2	0-0	0	1	1	2	6	0	4	0	5
04	Sierra Green	g	0-4	0-2	2-2	0	1	1	0	2	0	1	0	0
14	Carol Arfienigo	g	1-1	0-0	0-0	0	0	0	2	2	0	0	0	2
22	Alexa Middleton	g	2-8	0-0	0-0	3	1	4	1	4	2	3	0	1
23	Allure Simmons	g	1-4	0-0	0-0	0	0	0	1	2	0	0	0	0
32	Taylor Nason	g	0-1	0-0	1-2	3	0	3	2	1	0	3	0	0
Team						4	3	7						
Totals			12-57	1-11	7-11	16	14	30	14	32	5	21	3	10
1st - FG %: 2-14 14.3%		2nd: 5-14 35.7%	3rd: 3-17 17.6%	4th: 2-12 16.7%	Game: 12-57 21.1%					Deadball Rebounds 3				
3FG %: 0-5 0.0%		0-2 0.0%	0-2 0.0%	1-4 25.0%	7-11 63.6%									
FT %: 1-2 50.0%		1-1 100.0%	4-4 100.0%	1-4 25.0%										

Officials: Technical fouls: Bucknell-None. Monmouth-None. Attendance: 815

2018-19 Women's Basketball. Round: 0. Bucknell vs Monmouth. Played at .


Score by periods	1st	2nd	3rd	4th	Total
Bucknell	15	23	21	11	70
Monmouth	6	11	10	5	32

In Points Off 2nd Fast  
Paint BUCKNE T/O Chance Break Bench  
MONMO 16 14 7 6 19


Score tied - 0 times.  
Lead changed - 0 times.

Last FG - BUCKNELL 4th-00:52, MONMOUTH 4th-01:57.  
Largest lead - BUCKNELL by 38 4th-05:39, MONMOUTH None.  
BUCKNELL led for 39:36. MONMOUTH led for 00:00. Game was tied for 00:24.

GAME 2 -- BUCKNELL 75, QUINNIPIAC 32



Official Basketball Box Score -- Game Totals -- Final Statistics  
**Quinnipiac vs Bucknell**  
11/11/18 4:00 pm at



Quinnipiac 58 • 1-1															
		Total			3-Ptr		Rebounds								
#	Player	FG-FGA	FG-FGA	FT-FTA	Off	Def	Tot	PF	TP	A	TO	Bk	Stl	Min	
04	Paula Strautmane	f	3-10	2-4	0-0	3	2	5	5	8	3	3	1	2	30
21	Jen Fay	f	4-16	0-6	3-3	0	3	3	5	11	4	1	0	1	31
25	Aryn McClure	f	6-13	0-0	4-6	3	6	9	2	16	3	3	0	4	32
02	Taylor Herd	g	4-8	2-6	1-2	1	8	9	0	11	0	2	0	0	28
11	Edel Thornton	g	1-4	0-1	0-0	0	2	2	3	2	1	2	0	0	25
10	Jaden Ward	g	0-5	0-2	0-0	0	1	1	1	0	0	1	1	0	8
20	Paige Warfel	g	0-0	0-0	0-0	1	1	2	2	0	0	0	1	0	6
22	Mackenzie DeWees	g	1-1	1-1	1-2	0	1	1	2	4	0	0	0	0	9
23	Brittany Martin	g	1-3	0-0	0-0	0	0	0	3	2	2	0	0	0	20
24	Amani Free	g	0-0	0-0	0-0	0	0	0	1	0	0	0	0	0	2
33	Chiara Bacchini	g	2-4	0-1	0-0	0	0	0	0	4	0	0	0	0	10
Team					1	0	1								
Totals			22-64	5-21	9-13	9	24	33	24	58	13	13	2	7	201
1st - FG %: 8-14 57.1% 2nd: 7-18 38.9% 3rd: 1-13 7.7% 4th: 6-19 31.6% Game: 22-64 34.4% Deadball Rebounds 4															
3FG %: 4-6 66.7% 1-6 16.7% 0-3 0.0% 5-21 23.8% 1-3 33.3%															
FT %: 1-2 50.0% 1-1 100.0% 4-5 80.0% 3-5 60.0%															

Bucknell 75 - 2-0															
		Total			3-Ptr	Rebounds									
#	Player	FG-FGA	FG-FGA	FT-FTA	Off	Def	Tot	PF	TP	A	TO	Bk	Stl	Min	
40	Mack, Ellie	f	3-6	2-2	3-4	2	6	8	2	11	1	4	2	0	28
50	Slagus, Kaitlyn	f	4-10	3-6	4-4	3	11	14	1	15	0	1	1	0	34
02	English, Kyi	g	4-10	0-1	4-6	0	4	4	3	12	8	3	0	4	25
20	Walker, Kate	g	4-8	1-2	4-4	0	2	2	1	13	3	3	0	2	37
25	Kapp, Abby	g	3-8	2-6	0-0	0	3	3	5	8	1	1	0	3	29
03	Brugler, Tessa		0-0	0-0	1-2	0	0	0	1	1	0	0	0	0	3
04	Hayes, Gia		0-0	0-0	0-0	0	0	0	0	0	0	0	0	0	1
11	O'Brien, Taylor		0-0	0-0	0-0	0	0	0	1	0	0	0	0	0	2
12	Walls, Marly		2-5	0-0	6-6	1	4	5	1	10	1	3	0	1	16
13	Dumiak, Rachel		0-0	0-0	0-0	0	0	0	0	0	0	0	0	0	0+
22	Mikkelsen, Maegan		0-0	0-0	0-0	0	0	0	0	0	0	0	0	0	0+
23	Johnson, Ally		1-2	1-2	0-0	0	0	0	0	3	0	0	0	0	10
24	Ceppi, Autumn		1-2	0-1	0-0	0	1	1	3	2	0	0	1	0	16
Team					1	2	3			1					
Totals			22-51	9-20	22-26	7	33	40	18	75	14	16	4	10	201
1st - FG %: 8-17 47.1% 2nd: 5-12 41.7% 3rd: 8-15 53.3% 4th: 1-7 14.3% Game: 22-51 43.1% Deadball Rebounds 2															
3FG %: 3-6 50.0% 1-5 20.0% 4-5 80.0% 1-4 25.0% 9-20 45.0%															
FT %: 2-2 100.0% 6-6 100.0% 5-8 62.5% 9-10 90.0%															

Officials: Technical fouls: Quinnipiac-None. Bucknell-None. Attendance: 1215

2018-19 Women's Basketball. Round: 0. Bucknell vs Quinnipiac. Played at .


Score by periods	1st	2nd	3rd	4th	Total
Quinnipiac	21	16	6	15	58
Bucknell	21	17	25	12	75

In Points Off 2nd Fast  
Paint BUCKNE T/O Chance Break Bench  
BUCKNE 24 16 4 11 16


Score tied - 5 times.  
Lead changed - 5 times.

Last FG - QU 4th-00:53, BUCKNELL 4th-09:16.  
Largest lead - QU by 7 2nd-04:49, BUCKNELL by 23 4th-09:16.  
QU led for 14:53. BUCKNELL led for 22:38. Game was tied for 02:29.

GAME 3 -- DREXEL 64, BUCKNELL 42



Official Basketball Box Score -- Game Totals -- Final Statistics  
**Bucknell vs Drexel**  
11/15/18 7:00 pm at



Bucknell 42 • 2-1															
#	Player		Total	3-Ptr	Rebounds				PF	TP	A	TO	Bk	Stl	Min
			FG-FGA	FG-FGA	FT-FTA	Off	Def	Tot							
40	Mack, Ellie	f	3-9	0-4	0-0	1	5	6	4	6	5	2	1	0	26
50	Slagus, Kaitlyn	f	2-6	1-2	2-2	2	6	8	1	7	0	2	1	1	30
02	English, Kyi	g	1-3	0-0	0-0	0	0	0	5	2	0	5	0	1	22
20	Walker, Kate	g	3-8	0-3	2-2	1	2	3	4	8	3	3	0	0	27
25	Kapp, Abby	g	1-5	1-3	1-2	0	2	2	3	4	1	0	1	1	22
03	Brugler, Tessa	g	1-4	0-2	0-0	0	2	2	3	2	0	1	0	0	17
04	Hayes, Gia	g	1-2	0-0	1-2	0	0	0	1	3	2	2	0	1	10
11	O'Brien, Taylor	g	3-6	1-2	0-0	0	2	2	1	7	0	1	0	0	11
12	Walls, Marly	g	0-3	0-1	0-0	0	1	1	0	0	0	1	0	0	10
13	Dumiak, Rachel	g	0-0	0-0	0-0	0	0	0	0	0	0	0	0	0	4
22	Mikkelsen, Maegan	g	0-0	0-0	0-0	1	3	4	0	0	0	0	0	0	5
23	Johnson, Ally	g	1-2	1-1	0-0	0	0	0	2	3	0	2	0	0	15
Team						5	3	8							
Totals			16-48	4-18	6-8	10	26	36	24	42	11	19	4	4	199
1st - FG %: 6-13 46.2%      2nd: 1-9 11.1%      3rd: 3-15 20.0%      4th: 6-11 54.5%      Game: 16-48 33.3%      Deadball Rebound: 4-18 22.2%      6-8 75.0%															

Bucknell Women's Basketball Game Notes - 34

GAME 5 -- BUCKNELL 77, UMASS 54



Official Basketball Box Score -- Game Totals -- Final Statistics  
Massachusetts vs Bucknell  
11/23/18 6:16 PM at Pizzitola Sports Center, Providence, RI



Massachusetts 58 • 3-2

#	Player	Total		3-Ptr		Rebounds			PF	TP	A TO Blk Stl				Min
		FG-FGA	FG-FGA	FT-FTA	FT-FTA	Off	Def	Tot			A	TO	Blk	Stl	
14	SOYSAL, Anil	f	3-6	0-0	0-2	3	3	6	0	6	0	1	0	0	25
20	LEIDEL, Hailey	f	2-9	0-3	0-1	1	6	7	3	4	1	3	0	1	34
22	HAMPTON-BEY, Bre	g	5-11	0-0	3-4	1	0	1	2	13	2	3	0	0	25
11	GEORGE, Jessica	g	2-6	0-0	2-2	0	4	4	1	8	1	0	0	0	30
35	McCOY, ASIA	g	1-4	0-0	0-0	2	2	4	1	2	0	1	0	0	21
02	RIVERA, Genesis		1-1	1-1	0-0	0	5	5	1	3	0	3	0	0	13
05	PHILOXY, Destiney		5-9	0-1	1-1	0	1	1	11	2	2	3	0	1	22
13	McCORMICK, Paige		1-3	1-2	2-2	0	2	2	0	5	0	1	0	1	13
21	NELSON, Jessica		1-5	0-0	0-0	1	0	1	3	2	0	0	0	1	12
23	PERRY, Vashnie		2-5	0-0	0-0	1	0	1	1	4	0	1	0	0	5
Team						3	1	4							
Totals			23-59	4-9	8-12	12	24	36	13	58	6	16	1	4	200
1st FG %: 5-17 29.4%			2nd: 8-15 53.3%	3rd: 3-10 30.0%	4th: 7-17 41.2%	Game: 23-59 39.0%		Deadball		Rebounds		1			
3FG %: 1-2 50.0%			2-4 50.0%	0-1 0.0%	1-2 50.0%	4-9 44.4%									
FT %: 0-0 0.0%			4-4 100.0%	3-4 75.0%	1-4 25.0%	8-12 66.7%									

Bucknell 77 • 3-2

#	Player	Total		3-Ptr		Rebounds			PF	TP	A TO Blk Stl				Min
		FG-FGA	FG-FGA	FT-FTA	FT-FTA	Off	Def	Tot			A	TO	Blk	Stl	
40	Mack, Ellie	f	2-4	0-0	0-0	3	5	8	2	4	4	2	2	1	24
50	Slagous, Kaitlyn	f	8-11	2-4	0-0	2	8	10	1	18	4	0	3	0	30
02	English, Kyi	g	5-8	3-4	1-2	1	2	3	1	14	7	0	0	3	27
20	Walker, Kate	g	2-5	0-3	0-0	0	5	5	2	4	2	3	0	1	24
25	Kapp, Abby	g	7-17	5-12	0-0	0	2	2	2	19	2	2	2	1	27
03	Brugler, Tessa		2-3	0-0	0-0	0	0	0	1	4	0	0	0	1	9
04	Hayes, Gia		0-2	0-0	0-0	0	0	0	1	0	0	0	0	0	5
12	Walls, Marly		1-4	1-2	0-0	0	0	0	0	3	2	2	0	0	14
13	Dumiak, Rachel		0-0	0-0	0-0	0	0	0	0	0	0	0	0	0	4
22	Mikkelsen, Maegan		0-0	0-0	0-0	0	0	0	2	0	0	1	0	0	4
23	Johnson, Ally		3-5	3-5	0-0	0	1	1	2	9	1	0	0	1	19
24	Ceppi, Autumn		1-3	0-0	0-2	1	3	4	1	2	2	1	1	1	13
Team						1	1	2							
Totals			31-62	14-30	1-4	8	27	35	15	77	24	11	8	9	200
1st FG %: 11-15 73.3%			2nd: 7-15 46.7%	3rd: 5-17 29.4%	4th: 8-15 53.3%	Game: 31-62 50.0%		Deadball		Rebounds		2			
3FG %: 6-8 75.0%			3-7 42.9%	1-8 12.5%	4-7 57.1%	14-30 46.7%									
FT %: 0-0 0.0%			1-2 50.0%	0-2 0.0%	0-0 0.0%	1-4 25.0%									

Officials: Mark McLenney, Brandon Enterline, Kristi Mosley  
Technical fouls: Massachusetts-None. Bucknell-None.  
Attendance: 436  
Brown University Turkey Tip-Off Presented by Elite Physical Therapy Game 2

Score by periods	1st	2nd	3rd	4th	Total
Massachusetts	11	22	9	16	58
Bucknell	28	18	11	20	77

Last FG - UMASS 4th-00:52, BUCKNELL 4th-02:23.  
Largest lead - UMASS None, BUCKNELL by 26 4th-02:23.  
UMASS led for 00:00, BUCKNELL led for 39:16. Game was tied for 00:44.

Score tied - 0 times.  
Lead changed - 0 times.

GAME 6 -- BUCKNELL 77, FAIRFIELD 54



Official Basketball Box Score -- Game Totals -- Final Statistics  
Bucknell vs Fairfield  
11/24/18 4:13 PM at Pizzitola Sports Center, Providence, RI



Bucknell 77 • 4-2

#	Player	Total		3-Ptr		Rebounds			PF	TP	A TO Blk Stl				Min
		FG-FGA	FG-FGA	FT-FTA	FT-FTA	Off	Def	Tot			A	TO	Blk	Stl	
40	Mack, Ellie	f	7-9	2-2	3-4	1	6	7	0	19	4	0	0	3	22
50	Slagous, Kaitlyn	f	3-9	0-2	3-4	3	2	5	4	9	2	1	0	1	23
02	English, Kyi	g	2-2	0-0	3-4	0	0	0	0	7	0	1	0	1	24
20	Walker, Kate	g	4-7	1-2	0-0	0	3	3	2	9	6	0	0	0	27
25	Kapp, Abby	g	5-9	2-4	0-0	0	2	2	2	12	1	1	1	1	24
03	Brugler, Tessa		1-2	0-0	0-0	0	1	1	3	2	0	2	1	0	7
04	Hayes, Gia		0-0	0-0	2-2	0	0	0	1	2	0	1	0	0	4
12	Walls, Marly		2-3	0-0	2-4	0	2	2	1	6	0	0	0	0	15
13	Dumiak, Rachel		0-0	0-0	0-0	0	0	0	0	0	0	0	0	0	7
22	Mikkelsen, Maegan		0-2	0-0	0-0	2	0	2	2	0	0	1	0	0	9
23	Johnson, Ally		3-5	1-3	0-0	0	0	0	1	7	0	1	0	1	21
24	Ceppi, Autumn		2-5	0-0	0-2	2	1	3	3	4	1	2	1	2	17
Team						2	4	6							
Totals			29-53	6-13	13-20	10	21	31	19	77	14	10	3	9	200
1st FG %: 9-16 56.3%			2nd: 7-10 70.0%	3rd: 7-17 41.2%	4th: 6-10 60.0%	Game: 29-53 54.7%		Deadball		Rebounds		3			
3FG %: 3-6 50.0%			2-4 50.0%	1-2 50.0%	0-1 0.0%	6-13 46.2%									
FT %: 3-4 75.0%			1-3 33.3%	5-6 83.3%	4-7 57.1%	13-20 65.0%									

Fairfield 54 • 2-3

#	Player	Total		3-Ptr		Rebounds			PF	TP	A TO Blk Stl				Min
		FG-FGA	FG-FGA	FT-FTA	FT-FTA	Off	Def	Tot			A	TO	Blk	Stl	
13	Diouf, Khadiatou	f	7-10	0-0	2-3	4	2	6	1	16	1	3	0	0	25
15	Armstrong, Katie	f	5-16	2-6	4-6	1	0	1	2	16	0	1	0	1	30
14	Foley, Casey	g	1-4	1-3	0-0	1	3	4	3	3	2	3	0	1	27
20	Landy, Kendra	g	2-3	0-0	2-2	0	1	1	1	6	6	2	0	1	34
30	Lewis, Sam	g	0-6	0-3	0-0	1	4	5	1	0	0	1	0	0	22
02	Kramer, Sam		3-6	1-2	0-0	1	1	2	3	7	1	4	0	1	23
12	Nibbelink, Eden		0-0	0-0	0-0	0	0	0	1	0	0	1	0	0	3
22	Hakes, Rachel		1-3	0-2	0-0	0	3	3	1	2	0	1	0	0	11
40	Bauer, Molly		0-0	0-0	1-2	0	0	0	0	1	0	1	0	1	4
41	Hernangomez, Andrea		1-3	0-0	1-2	1	3	4	0	3	0	0	1	0	21
Team						4	1	5							
Totals			20-51	4-16	10-15	13	18	31	13	54	10	18	2	4	200
1st FG %: 7-16 43.8%			2nd: 6-12 50.0%	3rd: 5-12 41.7%	4th: 2-11 18.2%	Game: 20-51 39.2%		Deadball		Rebounds		2			
3FG %: 1-4 25.0%			1-3 33.3%	2-7 28.6%	0-2 0.0%	4-16 25.0%									
FT %: 0-0 0.0%			2-4 50.0%	2-3 66.7%	6-8 75.0%	10-15 66.7%									

Officials: Kevin Ruland, Scott Berkins, Hillary Harwell  
Technical fouls: Bucknell-None. Fairfield-None.  
Attendance: 344  
Brown University Turkey Tip-Off Presented by Elite Physical Therapy Game 4

Score by periods	1st	2nd	3rd	4th	Total
Bucknell	24	17	20	16	77
Fairfield	15	15	14	10	54

Last FG - BUCKNELL 4th-02:27, FFD 4th-00:50.  
Largest lead - BUCKNELL by 27 4th-02:27, FFD by 2 1st-09:29.  
BUCKNELL led for 36:35, FFD led for 01:28. Game was tied for 01:57.

Score tied - 3 times.  
Lead changed - 3 times.

GAME 7 -- BUCKNELL 91, BROWN 78



Official Basketball Box Score -- Game Totals -- Final Statistics  
Bucknell vs Brown  
11/25/18 1:05 PM at Pizzitola Sports Center, Providence, RI



Bucknell 91 • 5-2

#	Player		Total		3-Ptr		Rebounds			PF	TP	A TO Blk Stl				Min	
			FG-FGA	FG-FGA	FT-FTA	Off	Def	Tot	A			TO	Blk	Stl			
40	Mack, Ellie	f	6-14	0-4	0-0	3	6	9	4	12	4	5	2	1	25		
50	Slagous, Kaitlyn	f	8-13	2-7	12-14	2	4	6	3	30	2	5	0	0	30		
02	English, Kyi	g	2-5	1-2	0-0	3	3	6	1	5	4	2	0	0	25		
20	Walker, Kate	g	3-5	0-1	3-4	1	2	3	5	9	2	1	0	0	25		
25	Kapp, Abby	g	6-11	5-8	0-0	0	5	5	0	17	1	2	0	3	36		
03	Brugler, Tessa		0-0	0-0	0-0	0	0	0	1	0	1	0	0	0	7		
12	Walls, Marly		0-1	0-0	2-2	0	3	3	0	2	1	1	0	0	12		
13	Dumiak, Rachel		0-0	0-0	0-0	0	0	0	0	0	0	0	0	0	1		
22	Mikkelsen, Maegan		0-0	0-0	2-2	0	0	0	0	2	0	0	0	0	1		
23	Johnson, Ally		1-4	1-2	4-4	0	1	2	7	3	0	0	0	1	19		
24	Ceppli, Autumn		3-4	0-0	1-3	2	2	4	2	7	1	4	0	1	19		
	Team					2	1	3									
Totals			29-57	9-24	24-29	13	27	40	18	91	19	20	2	6	200		
1st - FG %:			9-16	56.3%	2nd:	4-14	28.6%	3rd:	8-14	57.1%	4th:	8-13	61.5%	Game:	29-57	50.5%	Deadball
3rd %:			3-8	37.5%		5-6	83.3%		2-5	40.0%		13-14	92.9%		24-29	77.5%	Rebounds
FT %:			6-9	66.7%		5-6	83.3%								29-29	82.8%	

GAME 9 -- BUCKNELL 81, IONA 43



Official Basketball Box Score -- Game Totals -- Final Statistics  
Iona vs Bucknell  
12/02/18 2:00 pm at



Iona 43 • 1-6

#	Player	Total		3-Ptr		Rebounds			PF	TP	A TO Blk Stl				Min							
		FG-FGA	FG-FGA	FT-FTA	Off	Def	Total	A			TO	Blk	Stl									
33	Tori Lesko	f	1-6	0-1	0-0	2	4	6	4	2	4	6	0	1	27							
44	Jodi-Marie Ramil	f	2-5	0-0	0-0	0	2	2	3	4	0	1	0	0	15							
05	Shyan Mwai	g	2-5	2-4	0-2	0	4	4	0	6	2	3	0	0	28							
14	Morgan Rachu	g	5-17	3-11	1-2	2	3	5	3	14	0	2	0	2	36							
22	Juana Camilion	g	2-12	1-4	0-0	1	3	4	2	5	4	4	0	0	40							
03	Monica Barefield	g	3-8	1-4	0-0	0	4	4	4	7	2	2	0	0	21							
21	Gabrielle Joseph	g	0-0	0-0	0-0	0	0	0	4	0	0	2	0	0	8							
24	Shayla Middlebrooks	g	2-5	1-2	0-0	1	5	6	0	5	1	1	0	1	25							
Team						3	2	5														
Totals			17-58	8-26	1-4	9	27	36	20	43	13	21	0	4	200							
1st - FG %:		4-13	30.8%	2nd: 5-14	35.7%	3rd: 4-16	25.0%	4th: 4-15	26.7%	Game: 17-58	29.3%	Deadball				Rebounds	1					
3FG %:		2-6	33.3%	2-7	28.6%	3-8	37.5%	1-5	20.0%	1-4	25.0%											
FT %:		0-0	0.0%	0-0	0.0%	1-2	50.0%	0-2	0.0%													

Bucknell 81 • 7-2

#	Player		Total		3-Ptr		Rebounds			PF	TP	A TO Blk Stl				Min						
			FG-FGA	FG-FGA	FT-FTA	Off	Def	Tot	A			TO	Blk	Stl								
40	Mack, Ellie	f	5-8	1-3	0-0	1	11	12	0	11	3	0	0	1	23							
50	Slagus, Kaitlyn	f	8-10	2-4	2-4	1	5	6	1	20	2	3	2	2	21							
02	English, Kyi	g	1-6	0-1	5-6	0	0	0	1	7	3	1	0	3	17							
20	Walker, Kate	g	4-10	1-4	5-6	0	0	0	0	14	3	0	0	1	22							
25	Kapp, Abby	g	2-6	2-6	0-0	0	3	3	0	6	0	2	1	1	22							
03	Brugler, Tessa	g	1-1	0-0	0-0	0	5	5	4	2	2	2	1	1	13							
04	Hayes, Gia	g	1-4	0-3	1-1	0	0	0	0	3	1	0	0	0	13							
12	Walls, Marly	g	2-3	0-1	0-0	0	2	2	0	4	4	2	0	0	15							
13	Dumiak, Rachel	g	1-2	1-1	0-0	0	0	0	0	1	3	0	0	0	11							
22	Mikkelsen, Maegan	g	0-1	0-0	0-0	1	3	4	2	0	0	0	0	0	8							
23	Johnson, Ally	g	3-7	2-5	1-1	1	1	2	3	9	2	0	0	0	20							
24	Ceppi, Autumn	g	1-4	0-1	0-0	1	1	2	3	2	0	0	0	0	15							
Team						3	2	5														
Totals			29	62	9	29	14	18	8	33	41	15	81	20	10	4	10	200				
1st - FG %:		8-16	50.0%	2nd: 7-17	41.2%	3rd: 9-15	60.0%	4th: 5-14	35.7%	Game: 29-62	46.8%	Deadball				Rebounds	2,1					
3FG %:		3-8	37.5%	1-9	11.1%	4-6	66.7%	1-6	16.7%	9-29	31.0%											
FT %:		4-5	80.0%	6-8	75.0%	4-6	66.7%	0-0	0.0%	14-18	77.8%											

Officials: Kara Hunter, Corey Pothier, Michael Henderson  
Technical fouls: Iona-None, Bucknell-None.  
Attendance: 659  
2018-19 Women's Basketball. Round: 0. Bucknell vs Iona. Played at .

Score by periods	1st	2nd	3rd	4th	Total
Iona	10	12	12	9	43
Bucknell	23	21	26	11	81

Last FG - IONA 4th-01:35, BUCKNELL 4th-00:37.  
Largest lead - IONA None, BUCKNELL by 39 4th-09:39.  
IONA led for 00:00. BUCKNELL led for 39:28. Game was tied for 00:32.

	In	Off	2nd	Fast	Bench
Points	Paint	T/O	Chance	Break	
IONA	16	8	6	0	12
BUCKNE	38	26	4	9	23

Score tied - 0 times.  
Lead changed - 0 times.

GAME 11 -- BUCKNELL 73, YOUNGSTOWN STATE 68



Official Basketball Box Score -- Game Totals -- Final Statistics  
Youngstown St. vs Bucknell  
12/18/18 11:00 am at Lewisburg, Pa. (Sojka Pavilion)



Youngstown St. 68 • 7-3

#	Player		Total		3-Ptr		Rebounds			PF	TP	A TO Blk Stl				Min						
			FG	FGA	FG	FGA	FT	FTA	Off			Def	Total	A	TO		Blk	Stl				
01	Amara Chikwe	f	1-1	1-1	0-0	4	2	6	3	3	1	0	0	0	31							
23	Sarah Cash	f	5-7	0-0	8-10	1	3	4	2	18	2	2	0	0	28							
02	Alison Smolinski	g	0-7	0-5	3-4	0	0	0	4	3	1	4	0	2	23							
12	Chelsea Olson	g	5-16	4-10	1-2	0	10	10	3	15	2	6	1	2	35							
34	McKenah Peters	g	3-9	1-5	2-4	2	4	6	5	9	1	3	0	0	28							
04	Deleah Gibson	g	0-0	0-0	0-0	0	0	0	0	0	0	0	0	0	0+							
14	Melinda Trimmer	g	3-8	0-2	0-0	1	1	2	2	6	9	0	0	2	33							
15	Mary Dunn	g	4-8	2-2	4-7	1	4	5	0	14	0	1	0	0	19							
44	Madison Mallory	g	0-0	0-0	0-0	0	0	0	1	0	0	0	0	0	3							
Team						1	3	4														
Totals			21-56	8-25	18-27	10	27	37	20	68	16	16	1	6	200							
1st - FG %:		3-14	21.4%	2nd: 6-13	46.2%	3rd: 4-12	33.3%	4th: 8-17	47.1%	Game: 21-56	37.5%	Deadball				Rebounds	7,1					
3FG %:		0-4	0.0%	4-8	50.0%	2-5	40.0%	2-8	25.0%	8-25	32.0%											
FT %:		6-8	75.0%	0-0	0.0%	3-6	50.0%	9-13	69.2%	18-27	66.7%											

Bucknell 73 • 9-2

#	Player	Total		3-Ptr		Rebounds			PF	TP	A TO Blk Stl			Min								
		FG	FGA	FG	FGA	FT	FTA	Off Def Tot			A	TO	Blk		Stl							
40	Mack, Ellie	f	5-11	1-3	0-0	1	3	4	2	11	1	2	0	1	27							
50	Slagus, Kaitlyn	f	3-4	1-1	0-0	3	7	10	2	7	1	2	1	2	34							
02	English, Kyi	g	7-17	1-5	5-6	3	4	7	3	20	1	3	0	0	27							
20	Walker, Kate	g	9-14	3-3	1-2	0	1	1	2	22	3	2	0	1	31							
25	Kapp, Abby	g	2-7	1-5	2-3	0	2	2	4	7	2	0	0	2	28							
03	Brugler, Tessa		0-0	0-0	1-2	0	0	0	1	1	1	1	0	2	3							
12	Walls, Marly		1-3	0-0	0-0	1	3	4	2	2	3	0	0	1	17							
13	Dumiak, Rachel		0-1	0-1	0-0	0	0	0	0	0	0	0	0	0	3							
22	Mikkelsen, Maegan		0-0	0-0	0-0	0	2	2	0	0	0	0	0	0	4							
20	Johnson, Ally		1-4	0-0	0-0	0	2	2	2	2	0	1	1	1	18							
24	Ceppi, Autumn		0-2	0-1	1-2	0	0	0	5	1	0	1	0	0	8							
Team						2	3	5														
Totals			28-63	7-19	10-15	10-27	23	73	12	13	2	10	200									
1st - FG %:		9-14	64.3%	2nd: 5-13	38.5%	3rd: 10-20	50.0%	4th: 4-16	25.0%	Game: 28-63	44.4%	Deadball				Rebounds	2					
3FG %:		1-4	25.0%	2-5	40.0%	2-5	40.0%	5-8	62.5%	7-19	36.8%											
FT %:		3-3	100.0%	2-4	50.0%	0-0	0.0%			10-15	66.7%											

Officials: Bridget Borelli, Jeffrey Smith, Timothy Greene  
Technical fouls: Youngstown St.-None, Bucknell-None.  
Attendance: 1990  
2018-19 Women's Basketball. Round: 0. Bucknell vs Youngstown St.. Played at .

Score by periods	1st	2nd	3rd	4th	Total
Youngstown St.	12	16	13	27	68
Bucknell	22	14	22	15	73

Last FG - YSU 4th-00:03, BUCKNELL 4th-02:21.  
Largest lead - YSU None, BUCKNELL by 19 3rd-00:45.  
YSU led for 00:00. BUCKNELL led for 39:33. Game was tied for 00:27.

	In	Off	2nd	Fast	Bench
Points	Paint	T/O	Chance	Break	
YSU	22	11	9	6	20
BUCKNE	34	14	11	5	6

Score tied - 0 times.  
Lead changed - 0 times.

GAME 10 -- BUCKNELL 80, RIDER 59



Official Basketball Box Score -- Game Totals -- Final Statistics  
Rider vs Bucknell  
12/15/18 2:00 pm at Lewisburg, Pa. (Sojka Pavilion)



Rider 59 • 4-6

#	Player		Total		3-Ptr		Rebounds			PF	TP	A TO Blk Stl				Min
			FG	FGA	FG	FGA	FT	FTA	Off			Def	Tot	A	TO	
11	Daija Moses	f	0-1	0-0	2-2		1	1	2	3	2	1	2	1	0	18
13	Lea Favre	f	7-14	0-0	3-4		3	0	3	2	17	1	0	1	1	37
04	Stella Johnson	g	4-17	0-4	1-3		1	3	4	9	1	4	0	2	3	30
21	Lexi Posset	g	2-8	0-4	2-2		0	1	1	5	6	2	0	0	1	27
31	Amari Johnson	g	5-12	1-2	1-1		0	8	8	3	12	1	7	0	2	30
02	Mia Farmer		3-6	2-4	0-0		0	0	0	2	8	0	2	0	0	23
03	Amanda Mobley		0-2	0-0	1-2		0	1	1	0	1	0	1	0	1	10
23	Teresa Wolak		0-0	0-0	2-2		0	0	0	0	2	0	0	0	0	2
32	Aubre Johnson		0-4	0-0	0-0		5	1	6	4	0	0	1	0	0	15
42	Tracey Goodman		1-1	0-0	0-0		1	2	3	0	2	1	0	1	0	8
Team							5	3	8							
Totals			22-65	3-14	12-16		16	20	36	23	59	7	17	3	7	200
1st - FG %: 6-12 50.0%    2nd: 6-21 28.6%    3rd: 8-16 50.0%    4th: 2-16 12.5%    Game: 22-65 33.8%    Deadball Rebounds 4.1																
3FG %: 1-1 100.0%    1-6 16.7%    0-3 0.0%    1-4 25.0%    3-14 21.4%																
FT %: 3-4 75.0%    0-0 0.0%    3-6 50.0%    1-7 85.7%    12-16 75.0%																

GAME 13 -- BUCKNELL 71, AMERICAN 56



Official Basketball Box Score -- Game Totals -- Final Statistics  
American vs Bucknell  
01/03/19 6:00 pm at Lewisburg, Pa. (Sojka Pavilion)



American 56 • 4-8

#	Player	Total		3-Ptr		Rebounds			PF	TP	A TO Blk Stl				Min
		FG-FGA	FG-FGA	FT-FTA	FT-FTA	Off	Def	Tot			A	TO	Blk	Stl	
44	Cecily Carl	r	4-11	0-3	8-8	0	4	4	2	16	1	3	2	1	36
03	Kaitlyn Lewis	g	2-9	1-2	0-0	1	0	1	2	5	5	2	0	0	34
10	Jade Edwards	g	2-5	0-0	0-0	1	4	5	2	4	1	2	2	1	23
12	Indeya Sanders	g	5-7	0-1	1-3	0	1	1	4	11	1	2	0	2	29
23	Elina Koskimies	g	5-14	2-8	0-0	2	2	4	4	12	1	0	0	1	32
02	Morgan Bartner		0-2	0-2	1-2	0	0	0	0	1	0	1	0	1	12
04	Emily Fisher		3-8	0-1	1-4	2	10	12	2	7	2	2	0	0	30
14	Taylor Brown		0-0	0-0	0-0	0	0	0	2	0	0	0	0	0	2
21	Maddie Doring		0-0	0-0	0-0	0	0	0	0	0	0	0	0	0	2
Team						3	0	3			1				
Totals			21-56	3-17	11-17	9	21	30	18	56	11	13	4	6	200
1st - FG %: 5-18 27.8% 2nd: 6-14 42.9% 3rd: 5-12 41.7% 4th: 5-12 41.7% Game: 21-56 37.5% Deadball Rebounds 3															
3FG %: 1-6 16.7% FT %: 0-0 0.0% 2nd: 6-14 42.9% 3rd: 5-12 41.7% 4th: 5-12 41.7% Game: 21-56 37.5% Deadball Rebounds 3															

Bucknell 71 • 10-3

#	Player	Total		3-Ptr		Rebounds			PF	TP	A TO Blk Stl				Min
		FG-FGA	FG-FGA	FT-FTA	FT-FTA	Off	Def	Tot			A	TO	Blk	Stl	
40	Mack, Ellie	f	5-10	1-3	3-4	1	5	6	2	14	2	3	3	1	31
50	Slagus, Kaitlyn	f	4-6	0-2	1-2	3	7	10	4	9	0	3	2	0	30
02	English, Kyi	g	4-10	0-1	0-0	0	4	4	2	8	2	4	0	0	27
20	Walker, Kate	g	3-8	0-1	3-5	1	5	6	0	9	3	2	0	0	30
25	Kapp, Abby	g	4-6	4-5	0-0	0	1	1	4	12	2	0	2	1	18
03	Brugler, Tessa		0-1	0-0	0-0	2	0	2	2	0	1	0	0	0	1
04	Hayes, Gia		1-2	1-1	0-0	0	0	0	0	3	0	0	0	0	1
11	O'Brien, Taylor		0-2	0-1	0-0	0	0	0	2	0	0	0	0	0	4
12	Walls, Marly		1-4	0-0	3-4	0	4	4	2	5	1	2	0	2	13
13	Dumiak, Rachel		0-0	0-0	0-0	0	0	0	0	0	0	0	0	0	3
22	Mikkelsen, Maegan		0-0	0-0	0-0	0	0	0	0	0	0	0	0	1	3
23	Johnson, Ally		2-3	1-2	0-0	0	1	1	1	5	1	0	0	0	23
24	Cepi, Autumn		1-2	1-2	3-4	1	1	2	3	6	1	1	1	0	16
Team						1	1	2							
Totals			25-54	8-18	13-19	9	29	38	22	71	13	15	8	5	200
1st - FG %: 10-15 66.7% 2nd: 4-10 40.0% 3rd: 4-13 30.8% 4th: 7-16 43.8% Game: 25-54 46.3% Deadball Rebounds 5															
3FG %: 4-7 57.1% FT %: 1-1 100.0% 2nd: 4-10 40.0% 3rd: 4-13 30.8% 4th: 7-16 43.8% Game: 25-54 46.3% Deadball Rebounds 5															

Officials: Kevin Farlow, Kenneth Kelly, Shawne Goode  
Technical fouls: American-None. Bucknell-None.  
Attendance: 836

Score by periods	1st	2nd	3rd	4th	Total
American	11	14	11	20	56
Bucknell	25	13	17	16	71

Points	In	Off	2nd	Fast	Bench
AMERICAN	28	6	8	2	8
BUCKNELL	32	21	5	0	19

Last FG - AMERICAN 4th-00:31, BUCKNELL 4th-00:41.  
Largest lead - AMERICAN by 2 1st-09:47, BUCKNELL by 20 4th-04:06.  
AMERICAN led for 01:58. BUCKNELL led for 37:27. Game was tied for 00:13.

Score tied - 1 time.  
Lead changed - 3 times.

GAME 14 -- BOSTON U. 70, BUCKNELL 62



Official Basketball Box Score -- Game Totals -- Final Statistics  
Boston U. vs Bucknell  
01/06/19 2:00 pm at Lewisburg, Pa. (Sojka Pavilion)



Boston U. 70 • 6-6 (2-0 PL)

#	Player	Total		3-Ptr		Rebounds			PF	TP	A TO Blk Stl				Min
		FG-FGA	FG-FGA	FT-FTA	FT-FTA	Off	Def	Tot			A	TO	Blk	Stl	
03	Naiyah Thompson	f	1-4	0-0	3-4	5	7	12	4	5	3	1	2	1	35
20	Nia Irving	f	5-12	0-0	2-3	4	4	8	4	12	2	4	0	0	37
02	Katie Nelson	g	4-11	2-6	4-4	1	4	5	3	14	3	1	1	1	39
04	Payton Hauck	g	6-14	2-3	6-6	2	4	6	2	20	0	2	1	1	38
10	Lauren Spearman	g	7-13	5-9	0-0	0	0	0	3	19	3	2	0	1	29
21	Ashley Sieper		0-1	0-0	0-0	0	1	1	0	0	1	0	1	0	8
23	Tenisha Pressley		0-0	0-0	0-0	0	0	0	0	0	0	0	0	0	2
30	Vanessa Edgehill		0-4	0-3	0-0	0	2	2	0	0	2	1	0	1	12
Team						2	3	5							
Totals			23-59	9-21	15-17	14	25	39	16	70	14	11	5	5	200
1st - FG %: 6-13 46.2% 2nd: 6-16 37.5% 3rd: 7-14 50.0% 4th: 4-16 25.0% Game: 23-59 39.0% Deadball Rebounds 1,2															
3FG %: 2-3 66.7% FT %: 1-2 50.0% 2nd: 6-16 37.5% 3rd: 7-14 50.0% 4th: 4-16 25.0% Game: 23-59 39.0% Deadball Rebounds 1,2															

Bucknell 62 • 10-4 (1-1 PL)

#	Player	Total		3-Ptr		Rebounds			PF	TP	A TO Blk Stl				Min
		FG-FGA	FG-FGA	FT-FTA	FT-FTA	Off	Def	Tot			A	TO	Blk	Stl	
40	Mack, Ellie	f	5-12	1-3	2-2	3	2	5	4	13	1	0	0	0	27
50	Slagus, Kaitlyn	f	5-8	1-4	0-2	2	5	7	3	11	3	2	3	0	33
02	English, Kyi	g	5-16	1-6	2-4	0	2	2	2	13	1	2	0	0	29
20	Walker, Kate	g	5-8	2-2	1-3	3	2	5	3	13	2	3	0	1	27
25	Kapp, Abby	g	2-9	0-6	4-4	2	5	7	2	8	1	1	2	4	28
03	Brugler, Tessa		0-1	0-0	0-0	0	0	0	0	2	0	0	0	2	3
04	Hayes, Gia		0-1	0-1	0-0	0	0	0	0	1	0	0	0	0	1
11	O'Brien, Taylor		1-2	0-0	0-0	0	1	1	0	2	0	0	0	0	3
12	Walls, Marly		0-1	0-0	0-0	0	1	1	0	1	0	0	1	0	10
13	Dumiak, Rachel		0-0	0-0	0-0	0	0	0	0	1	0	0	0	0	2
22	Mikkelsen, Maegan		0-0	0-0	0-0	0	0	0	0	0	0	0	0	0	3
23	Johnson, Ally		0-2	0-1	0-0	0	0	0	0	1	0	0	0	0	20
24	Cepi, Autumn		1-1	0-0	0-0	0	2	2	1	2	1	0	0	0	14
Team						2	2	4							
Totals			24-61	5-23	9-15	12	22	34	21	62	10	9	5	7	200
1st - FG %: 6-18 33.3% 2nd: 4-13 30.8% 3rd: 6-18 33.3% 4th: 8-12 66.7% Game: 24-61 39.3% Deadball Rebounds 4,1															
3FG %: 1-5 20.0% FT %: 3-3 100.0% 2nd: 4-13 30.8% 3rd: 6-18 33.3% 4th: 8-12 66.7% Game: 24-61 39.3% Deadball Rebounds 4,1															

Officials: Kevin George, Robert McDow, Randy Campbell  
Technical fouls: Boston U.-None. Bucknell-None.  
Attendance: 1452

Score by periods	1st	2nd	3rd	4th	Total
Boston U.	15	16	26	13	70
Bucknell	16	10	16	20	62

Points	In	Off	2nd	Fast	Bench
BUCKNELL	24	9	11	0	0
BOSTON	36	10	18	2	4

Last FG - BU 4th-02:39, BUCKNELL 4th-04:18.  
Largest lead - BU by 17 3rd-01:18, BUCKNELL by 3 2nd-05:39.  
BU led for 29:53. BUCKNELL led for 03:14. Game was tied for 06:53.

Score tied - 6 times.  
Lead changed - 7 times.

GAME 15 -- BUCKNELL 66, ARMY WEST POINT 52



Official Basketball Box Score -- Game Totals -- Final Statistics  
Bucknell vs Army  
01/09/18 7:05 p.m. at West Point, NY



Bucknell 66 • 11-4, 2-1 PL

#	Player		Total		3-Ptr		Rebounds			PF	TP	A TO Blk Stl				Min
			FG-FGA	FG-FGA	FT-FTA	Off	Def	Tot	A			TO	Blk	Stl		
40	Mack, Ellie	f	5-11	3-4	2-2	1	11	12	2	15	2	2	1	1	28	
50	Slagus, Kaitlyn	f	8-15	0-3	0-0	4	4	8	3	16	0	2	1	1	28	
02	English, Kyi	g	1-4	0-2	0-0	0	2	2	1	2	7	3	0	2	29	
20	Walker, Kate	g	5-9	1-3	1-2	0	2	2	3	12	6	0	0	2	29	
25	Kapp, Abby	g	4-8	3-7	0-0	0	3	3	3	11	1	0	1	0	19	
03	Brugler, Tessa		0-1	0-0	0-0	1	1	2	0	0	0	1	0	0	4	
04	Hayes, Gia		0-0	0-0	0-0	0	0	0	0	0	0	0	0	0	2	
11	O'Brien, Taylor		1-4	1-2	0-0	0	0	0	2	3	0	2	0	0	6	
12	Walls, Marly		0-0	0-0	0-0	0	0	0	1	0	1	0	0	0	9	
13	Dumiak, Rachel		0-0	0-0	0-0	0	1	1	1	0	0	0	1	0	11	
22	Mikkelsen, Maegan		0-0	0-0	0-0	0	0	0	0	0	0	0	0	0	2	
23	Johnson, Ally		0-2	0-1	0-0	0	0	0	0	0	1	1	1	1	14	
24	Ceppi, Autumn		2-5	1-1	2-2	0	1	1	3	7	1	0	0	1	19	
	Team					2	2	4								
	Totals		26-59	9-23	5-6	8	27	35	19	66	19	11	5	8	200	



GAME 17 -- BUCKNELL 71, LEHIGH 53



Official Basketball Box Score -- Game Totals -- Final Statistics  
Lehigh vs Bucknell  
01/16/19 6:00 pm at Lewisburg, Pa. (Sojka Pavilion)



Lehigh 53 • 11-5 (3-2 PL)

#	Player	Total		3-Ptr		Rebounds			PF	TP	A TO Blk Stl				Min
		FG-FGA	FT-FTA	FG-FGA	FT-FTA	Off	Def	Tot			A	TO	Blk	Stl	
12	Gena Grundhoffer	r	1-7	0-0	4-4	1	4	5	2	6	2	0	0	0	30
30	Cameryn Benz	r	4-13	0-3	0-1	1	7	8	1	8	0	3	0	1	21
15	Camryn Buhr	g	3-7	1-1	2-2	2	2	4	2	9	2	1	0	1	28
22	Hannah Hedstrom	g	3-6	1-2	0-0	2	4	6	3	6	3	2	1	2	27
33	Halle Pascoe	g	1-6	1-4	0-0	0	3	3	3	6	1	2	1	3	28
03	Clair Steele		2-4	0-2	3-6	0	0	0	1	7	1	2	0	0	12
10	Megan Walker		2-7	0-0	3-3	1	0	1	1	7	0	1	0	2	16
11	Emily Johnson		0-0	0-0	0-0	0	0	0	0	0	0	0	0	0	2
13	Meagan Eripret		1-1	0-0	1-2	0	2	2	2	3	0	0	0	0	8
14	Paige Galiani		0-2	0-2	0-0	0	0	0	0	0	0	0	1	0	5
25	Emma Grothaus		0-2	0-0	0-0	1	0	1	2	0	0	1	0	1	7
44	Mary Clougherty		1-5	0-3	2-2	0	0	0	1	4	1	3	0	0	16
Team						4	1	5			1	3	0	0	
Totals			18-60	2-16	15-20	12	23	35	18	53	10	17	3	0	200
1st - FG %:		0-14	0.0%	2nd: 7-16	43.8%	3rd: 5-17	29.4%	4th: 6-13	46.2%	Game: 2-16	12.5%	Deadball			
3FG %:		0-3	0.0%	0-2	0.0%	1-7	14.3%	1-4	25.0%	5-16	31.3%	Rebounds			
FT %:		3-4	75.0%	4-5	80.0%	4-6	66.7%	4-5	80.0%	15-20	75.0%	4			

Bucknell 71 • 13-4 (4-1 PL)

#	Player	Total		3-Ptr		Rebounds			PF	TP	A TO Blk Stl				Min
		FG-FGA	FT-FTA	FG-FGA	FT-FTA	Off	Def	Tot			A	TO	Blk	Stl	
40	Mack, Ellie	r	2-4	1-1	1-3	0	3	3	5	6	3	3	2	1	12
50	Slagus, Kaitlyn	r	7-10	1-3	3-3	3	10	13	4	18	0	2	2	1	31
02	English, Kyi	g	1-6	0-0	4-4	0	2	2	2	6	1	2	0	2	16
20	Walker, Kate	g	5-10	0-2	4-6	0	1	1	3	14	3	3	0	1	33
25	Kapp, Abby	g	1-6	0-4	0-1	0	2	2	1	2	1	2	0	2	23
03	Brugler, Tessa		3-3	0-0	0-0	1	0	1	3	6	1	0	0	1	10
04	Hayes, Gia		0-0	0-0	0-0	0	0	0	2	0	0	0	0	0	2
11	O'Brien, Taylor		4-8	2-4	1-2	0	1	1	0	11	0	1	0	1	14
12	Walls, Marly		1-4	0-1	0-0	0	1	1	1	2	6	1	0	2	22
13	Dumiak, Rachel		0-0	0-0	0-0	0	1	1	0	0	0	0	0	0	5
22	Mikkelsen, Maegan		0-0	0-0	0-0	0	0	0	0	0	0	0	0	0	3
23	Johnson, Ally		1-1	1-1	0-0	1	1	2	2	3	0	0	0	0	5
24	Ceppl, Autumn		1-1	0-0	1-2	1	4	5	2	3	2	4	0	1	24
Team						1	4	5							
Totals			26-53	5-16	14-21	7	30	37	25	71	17	18	4	12	200
1st - FG %:		5-13	38.5%	2nd: 8-16	50.0%	3rd: 7-10	70.0%	4th: 6-14	42.9%	Game: 26-53	49.1%	Deadball			
3FG %:		2-7	28.6%	0-3	0.0%	1-4	25.0%	1-4	25.0%	5-16	31.3%	Rebounds			
FT %:		2-5	40.0%	5-7	71.4%	3-3	100.0%	4-6	66.7%	14-21	66.7%	4,1			

Officials: Cara Seggie,Hillary Hanwell,Dirk Link  
Technical fouls: Lehigh-None. Bucknell-None.  
Attendance: 1033

Score by periods	1st	2nd	3rd	4th	Total
Lehigh	3	18	15	17	53
Bucknell	14	21	19	17	71

Last FG - LEHIGH 4th-00:59, BUCKNELL 4th-00:40.  
Largest lead - LEHIGH None, BUCKNELL by 21 4th-07:53.  
LEHIGH led for 00:00. BUCKNELL led for 39:38. Game was tied for 00:22.

Points In Off 2nd Fast  
LEHIGH Paint T/O Chance Break Bench  
BUCKNE 26 18 11 0 21  
40 12 11 13 25

Score tied - 0 times.  
Lead changed - 0 times.

GAME 18 -- BUCKNELL 90, COLGATE 62



Official Basketball Box Score -- Game Totals -- Final Statistics  
Bucknell vs Colgate  
01/19/19 2:00 pm at Hamilton, N.Y. (Cotterell Court)



Bucknell 90 • 14-4

#	Player	Total		3-Ptr		Rebounds			PF	TP	A TO Blk Stl				Min
		FG-FGA	FT-FTA	FG-FGA	FT-FTA	Off	Def	Tot			A	TO	Blk	Stl	
40	Mack, Ellie	r	8-13	1-3	2-3	3	6	9	2	19	0	3	0	1	27
50	Slagus, Kaitlyn	r	4-7	1-4	3-3	2	7	9	3	12	4	4	2	3	27
02	English, Kyi	g	1-7	0-2	0-0	1	2	3	3	2	5	2	0	1	26
20	Walker, Kate	g	2-3	1-1	2-2	1	4	5	1	7	5	3	0	0	29
25	Kapp, Abby	g	5-10	3-7	0-0	2	4	6	0	13	1	0	1	1	21
03	Brugler, Tessa		0-1	0-0	1-2	1	3	4	1	1	0	0	0	0	7
04	Hayes, Gia		0-0	0-0	0-0	0	0	0	0	0	0	0	0	0	3
11	O'Brien, Taylor		3-6	1-3	3-3	1	0	1	2	10	0	1	0	1	10
12	Walls, Marly		1-4	0-1	0-0	0	2	2	2	2	1	1	0	1	12
13	Dumiak, Rachel		0-0	0-0	0-0	1	0	1	0	0	0	1	0	0	4
22	Mikkelsen, Maegan		0-0	0-0	0-0	0	0	0	0	0	0	0	0	0	3
23	Johnson, Ally		4-7	4-4	0-0	1	1	2	1	13	2	1	0	0	16
24	Ceppl, Autumn		2-5	0-0	8-11	0	2	2	4	1	12	3	1	1	15
Team						0	3	3							
Totals			30-63	11-25	19-24	14	32	46	18	90	21	17	4	9	200
1st - FG %:		9-17	52.9%	2nd: 7-17	41.2%	3rd: 9-16	56.3%	4th: 5-13	38.5%	Game: 30-63	47.6%	Deadball			
3FG %:		3-6	50.0%	3-8	37.5%	4-6	66.7%	1-5	20.0%	11-25	44.0%	Rebounds			
FT %:		1-1	100.0%	2-2	100.0%	7-9	77.8%	9-12	75.0%	19-24	79.2%	4			

Colgate 62 • 7-9

#	Player	Total		3-Ptr		Rebounds			PF	TP	A TO Blk Stl				Min
		FG-FGA	FT-FTA	FG-FGA	FT-FTA	Off	Def	Tot			A	TO	Blk	Stl	
00	Myiah Chandler	r	5-7	1-1	1-2	1	2	3	2	12	1	1	0	0	25
03	Nia Ahart	g	1-5	1-2	0-0	1	0	1	1	3	0	1	0	0	19
13	Keelah Dixon	g	6-13	2-5	1-1	0	2	2	2	15	0	5	0	1	19
14	Rachel Thompson	g	3-14	0-1	0-0	1	2	3	1	6	2	2	0	0	24
21	Ava Williams	g	1-3	0-0	2-4	1	1	2	1	4	0	0	0	0	21
02	Tegan Graham		1-2	1-2	2-2	0	1	1	1	5	3	0	0	0	19
04	Mackenzie Carroll		0-1	0-1	0-0	0	0	0	0	0	0	1	0	0	4
05	Chelsey Koren		1-1	0-0	2-3	0	0	0	2	4	1	3	0	0	15
15	Haley Greer		1-5	0-2	0-0	0	5	5	2	2	4	1	0	1	21
22	Abby Shubiger		2-6	0-0	1-1	1	2	3	2	5	0	1	1	0	14
30	Katlyn Ghavidel		0-2	0-2	0-0	0	0	0	0	0	0	0	0	0	4
31	Alexa Naessens		0-0	0-0	0-0	0	0	0	0	2	0	1	0	0	4
40	Summer King		3-6	0-1	0-0	2	3	5	4	6	0	1	0	1	11
Team						3	3	6							
Totals			24-65	5-17	9-13	10	20	30	21	62	11	16	2	2	200
1st - FG %:		5-22	22.7%	2nd: 7-14	50.0%	3rd: 8-16	50.0%	4th: 4-13	30.8%	Game: 24-65	36.9%	Deadball			
3FG %:		0-1	0.0%	2-3	66.7%	3-6	50.0%	1-1	100.0%	9-13	69.2%	Rebounds			
FT %:		1-1	100.0%												

Officials: Kevin George,Bridget Borelli,Carmen Portorreal  
Technical fouls: Bucknell-None. Colgate-None.  
Attendance: 263

Score by periods	1st	2nd	3rd	4th	Total
Bucknell	22	19	29	20	90
Colgate	11	17	23	11	62

Last FG - BUCKNELL 4th-03:16, COLGATE 4th-00:55.  
Largest lead - BUCKNELL by 31 4th-01:43, COLGATE None.  
BUCKNELL led for 38:30. COLGATE led for 00:00. Game was tied for 01:30.

Points In Off 2nd Fast  
BUCKNE Paint T/O Chance Break Bench  
COLGAT 32 19 8 11 22

Score tied - 0 times.  
Lead changed - 0 times.

GAME 19 -- BUCKNELL 75, LOYOLA (MD.) 57



Official Basketball Box Score -- Game Totals -- Final Statistics  
Bucknell vs Loyola  
01/23/19 6:00 pm at Baltimore, Md. - Reitz Arena



Bucknell 75 • 15-4, 6-1

#	Player	Total				Rebounds			PF	TP	A	TO	Blk	Stl	Min		
		FG-FGA	FG-FGA	FT-FTA	Off Def Tot												
40	Mack, Ellie	f	5-11	2-4	2-2	3	6	9	2	14	1	2	1	1	33		
50	Slagus, Kaitlyn	r	8-10	0-0	1-1	1	3	4	7	3	17	1	2	2	26		
02	English, Kyi	g	5-8	2-4	1-2	1	2	3	2	13	3	1	0	1	31		
20	Walker, Kate	g	4-11	1-4	0-0	2	7	9	1	9	7	1	0	1	33		
25	Kapp, Abby	g	2-7	2-5	0-0	1	1	2	0	6	2	2	1	0	20		
03	Brugler, Tessa		0-0	0-0	0-0	0	0	0	0	0	1	0	0	1	4		
11	O'Brien, Taylor		1-2	0-1	0-0	0	0	0	0	2	0	0	0	0	9		
12	Walls, Marly		2-4	0-1	0-0	1	1	2	4	4	0	3	0	0	9		
13	Dumiak, Rachel		0-1	0-1	0-0	0	0	0	0	0	0	0	0	0	5		
23	Johnson, Ally		1-5	1-4	0-0	1	1	2	0	3	2	0	0	0	14		
24	Ceppi, Autumn		3-3	1-1	0-0	1	1	2	3	7	0	2	0	3	16		
Team						0	3	3									
Totals			31-62	9-25	4-5	13	26	39	15	75	17	13	4	8	260		
1st - FG %:		10-18	55.0%	2nd:	8-16	50.0%	3rd:	7-15	46.2%	4th:	6-13	46.2%	Game:		31-62	50.0%	Dea
FT %:		0-0	0.0%	2nd:	1-6	16.7%	3rd:	2-4	50.0%	4th:	2-7	28.6%	Game:		9-23	39.0%	
3Pt %:		0-0	0.0%	2nd:	2-3	66.7%	3rd:	12	100.0%	4th:	0	0.0%	Game:		45	80.0%	

GAME 21 -- BUCKNELL 77, NAVY 43



Official Basketball Box Score -- Game Totals -- Final Statistics  
Bucknell vs NAVY  
01/30/19 7:05 PM at Alumni Hall, Annapolis, Md.



Bucknell 77 • 17-4, 8-1 PL

#	Player	Total		3-Ptr		Rebounds			PF	TP	A TO Blk Stl				Min
		FG-FGA	FT-FTA	FG-FGA	FT-FTA	Off	Def	Tot			A	TO	Blk	Stl	
40	Mack, Ellie	f	6-8	2-2	3-3	1	2	3	1	17	4	2	0	1	24
50	Slagus, Kaitlyn	f	4-7	3-4	2-4	0	6	6	1	13	0	2	1	2	21
02	English, Kyi	g	3-7	0-0	2-2	0	3	3	1	8	3	1	0	1	17
20	Walker, Kate	g	3-4	0-1	0-1	0	0	0	2	6	0	0	0	0	15
25	Kapp, Abby	g	4-7	2-5	0-1	0	5	5	0	10	3	1	1	1	18
03	Brugler, Tessa		0-1	0-0	0-0	0	1	1	1	0	1	1	0	0	9
04	Hayes, Gia		1-1	0-0	0-0	0	0	0	1	2	1	1	0	0	8
11	O'Brien, Taylor		2-3	1-1	1-3	0	2	2	2	6	0	3	0	0	13
12	Walls, Marly		1-4	0-0	0-0	1	4	5	1	2	1	1	0	2	18
13	Dumiak, Rachel		0-1	0-0	0-0	0	1	1	1	0	1	1	0	2	9
22	Mikkelsen, Maegan		2-2	1-1	0-0	0	0	0	2	5	0	1	0	1	8
23	Johnson, Ally		1-6	0-3	0-0	0	1	1	0	2	2	2	0	0	23
24	Ceppi, Autumn		1-2	0-0	4-4	1	2	3	2	6	2	0	0	0	17
	Team					0	6	6							
	Totals		28-53	9-17	12-18	3	33	36	15	77	18	16	2	10	200
1st - FG %: 10-17 58.8% 2nd: 6-15 40.0% 3rd: 6-12 50.0% 4th: 6-9 66.7% Game: 28-53 52.8% Deadball Rebounds 2															
3FG %: 2-4 50.0% 3-5 60.0% 3-6 50.0% 1-2 50.0% 9-17 52.9% 3-8 37.5%															
FT %: 5-8 62.5% 1-1 100.0% 2-5 40.0% 4-4 100.0% 12-18 66.7%															

NAVY 43 • 8-11, 3-6 PL

#	Player	Total		3-Ptr		Rebounds			PF	TP	A TO Blk Stl				Min
		FG-FGA	FT-FTA	FG-FGA	FT-FTA	Off	Def	Tot			A	TO	Blk	Stl	
10	Jaunich, Laurel	f	2-6	0-0	4-6	3	2	5	2	8	2	1	0	0	26
21	Bishop, Jasmine	f	1-6	0-0	1-2	1	2	3	2	3	0	3	1	1	25
01	Green, Kolbi	g	3-9	3-8	2-2	0	0	0	2	11	0	5	0	1	21
02	Coleman, Jennifer	g	5-17	2-6	0-0	5	9	14	1	12	1	2	0	1	30
15	Roach, Bianca	g	1-12	0-4	5-6	0	6	6	4	7	3	2	0	3	35
00	Taylor, Morgan		0-3	0-1	0-0	0	2	2	0	7	1	2	0	2	10
13	Hannibal, Cayla		0-3	0-2	0-0	0	3	3	1	0	2	1	0	1	15
12	Swanda, Sierra		1-2	0-0	0-3	1	2	3	1	2	0	0	1	0	17
13	Gatzounas, Sophie		0-4	0-0	0-0	4	0	4	1	0	0	1	0	0	12
22	Duffy, Cailin		0-0	0-0	0-0	0	0	0	1	0	0	1	0	0	6
55	Ulasewicz, Mary Kate		0-0	0-0	0-0	1	0	1	0	0	0	1	0	0	3
	Team					2	1	3			2				
	Totals		13-61	5-21	12-19	17	26	43	17	43	9	21	1	9	200
1st - FG %: 6-18 33.3% 2nd: 3-14 21.4% 3rd: 2-13 15.4% 4th: 2-16 12.5% Game: 13-61 21.3% Deadball Rebounds 5															
3FG %: 2-7 28.6% 1-5 20.0% 1-3 33.3% 4-8 50.0% 9-21 42.9% 10-12 83.3%															
FT %: 4-4 100.0% 3-4 75.0% 4-8 50.0% 12-19 63.2%															

Officials: Nic Cappel, Starr Jefferson, Kevin Ruland  
Technical fouls: Bucknell-None. NAVY-None.  
Attendance: 1072

Score by periods	1st	2nd	3rd	4th	Total
Bucknell	27	16	17	17	77
NAVY	18	8	9	43	

Last FG - BUCKNELL 4th-00:44, NAVY 4th-05:57.  
Largest lead - BUCKNELL by 34 4th-03:58, NAVY None.  
BUCKNELL led for 38:28. NAVY led for 00:00. Game was tied for 01:32.

GAME 23 -- BUCKNELL 75, LAFAYETTE 43



Official Basketball Box Score -- Game Totals -- Final Statistics  
Lafayette vs Bucknell  
02/09/19 2:30 pm at Lewisburg, Pa. (Sojka Pavilion)



Lafayette 43 • 7-14 (2-9 PL)

#	Player	Total		3-Ptr		Rebounds			PF	TP	A TO Blk Stl				Min
		FG-FGA	FT-FTA	FG-FGA	FT-FTA	Off	Def	Tot			A	TO	Blk	Stl	
25	Kucowski, Natalie	f	3-15	1-1	2-3	5	6	11	3	9	2	2	2	1	35
05	Freeland, Drew	g	1-6	0-3	0-0	4	2	6	3	2	0	2	0	0	24
15	Johnson, Nicole	g	2-4	1-2	0-1	0	1	1	1	5	1	5	0	0	23
21	Martino, Olivia	g	3-8	2-4	0-0	1	1	2	0	8	3	2	0	0	27
30	Wilson, Makaila	g	1-4	0-0	0-0	0	2	2	2	2	0	2	1	0	20
01	Havas, Jiselle		3-4	3-4	0-0	0	3	3	1	9	4	1	0	0	19
10	Margolis, Becca		0-1	0-1	0-0	0	0	0	0	0	0	0	0	0	2
11	Cantwell, Alex		2-7	1-2	0-2	0	8	8	0	5	2	3	0	1	30
12	Ganpo, Naomi		1-3	0-0	1-2	1	0	1	4	3	0	4	0	0	9
31	Sabino, Sydney		0-1	0-1	0-0	0	1	1	1	0	0	0	0	0	11
	Team					0	1	1							
	Totals		16-53	8-18	3-8	11	25	36	15	43	12	21	3	2	200
1st - FG %: 1-10 10.0% 2nd: 5-14 35.7% 3rd: 6-14 42.9% 4th: 4-15 26.7% Game: 16-53 30.2% Deadball Rebounds 3,1															
3FG %: 0-1 0.0% 3-7 42.9% 3-4 75.0% 2-6 33.3% 8-18 44.4%															
FT %: 2-6 33.3% 0-0 0.0% 1-2 50.0% 0-0 0.0% 3-8 37.5%															

Bucknell 75 • 19-4 (10-1 PL)

#	Player	Total		3-Ptr		Rebounds			PF	TP	A TO Blk Stl				Min
		FG-FGA	FT-FTA	FG-FGA	FT-FTA	Off	Def	Tot			A	TO	Blk	Stl	
40	Mack, Ellie	f	4-9	0-2	1-1	0	5	5	2	9	2	1	0	3	27
50	Slagus, Kaitlyn	f	4-7	0-1	2-2	2	6	8	3	10	3	0	1	2	21
02	English, Kyi	g	3-4	2-2	0-0	0	1	1	1	8	5	0	0	1	22
20	Walker, Kate	g	4-9	2-4	0-0	0	6	6	0	10	2	0	0	0	20
25	Kapp, Abby	g	2-9	0-5	0-0	2	4	6	0	4	1	0	1	1	23
03	Brugler, Tessa		1-2	0-1	2-2	1	1	2	0	4	0	0	2	0	8
04	Hayes, Gia		1-2	0-0	0-0	0	2	2	1	2	1	0	0	0	8
11	O'Brien, Taylor		2-4	2-4	4-4	0	0	0	2	10	0	1	0	0	13
12	Walls, Marly		1-4	0-1	1-1	1	2	3	1	3	0	0	0	0	11
13	Dumiak, Rachel		1-1	1-1	0-0	0	0	0	2	3	0	2	0	1	12
22	Mikkelsen, Maegan		2-2	1-1	0-0	0	1	1	2	5	0	1	0	0	5
23	Johnson, Ally		2-7	1-4	0-2	0	0	0	1	5	3	2	0	1	17
24	Ceppi, Autumn		1-4	0-1	0-0	2	0	2	2	2	1	1	1	0	13
	Team					2	0	2							
	Totals		28-64	9-27	10-12	10	28	38	17	75	18	8	5	9	200
1st - FG %: 8-13 61.5% 2nd: 7-18 38.9% 3rd: 6-19 31.6% 4th: 7-14 50.0% Game: 28-64 43.8% Deadball Rebounds 2															
3FG %: 2-5 40.0% 4-11 36.4% 0-5 0.0% 3-6 50.0% 9-27 33.3%															
FT %: 2-4 50.0% 3-3 100.0% 1-1 100.0% 4-4 100.0% 10-12 83.3%															

Officials: Hillary Harwell, Bridget Borelli, Elizabeth Kuzmeski  
Technical fouls: Lafayette-None. Bucknell-None.  
Attendance: 1282

Score by periods	1st	2nd	3rd	4th	Total
Lafayette	4	13	16	10	43
Bucknell	20	21	13	21	75

Last FG - LAFAYETTE 4th-03:34, BUCKNELL 4th-01:08.  
Largest lead - LAFAYETTE by 2 1st-09:30, BUCKNELL by 32 4th-01:08.  
LAFAYETTE led for 00:27. BUCKNELL led for 38:39. Game was tied for 00:54.

GAME 22 -- BUCKNELL 62, BOSTON UNIVERSITY 58



Official Basketball Box Score -- Game Totals -- Final Statistics  
Bucknell vs Boston U.  
2/2/19 2 p.m. at Boston, Mass (Case Gym "The Roof")





Bucknell 62 • 18-4, 9-1 PL

#	Player		Total		3-Ptr		Rebounds			PF	TP	A TO Blk Stl				Min
			FG-FGA	FT-FTA	FG-FGA	FT-FTA	Off	Def	Tot			A	TO	Blk	Stl	
40	Mack, Ellie	f	5-10	1-3	3-3	2	4	6	2	14	5	3	0	1	32	
50	Slagus, Kaitlyn	f	6-10	1-2	3-4	5	2	7	4	16	0	2	1	1	27	
02	English, Kyi	g	2-6	1-4	0-0	1	1	2	3	5	2	5	0	0	31	
20	Walker, Kate	g	2-10	1-3	1-2	2	4	6	3	6	2	4	0	2	34	
25	Kapp, Abby	g	5-6	3-4	1-1	0	2	2	0	14	2	0	0	3	32	
03	Brugler, Tessa		0-0	0-0	0-0	0	0	0	0	0	1	0	0	0	6	
11	O'Brien, Taylor		0-1	0-1	0-0	0	0	0	0	0	0	0	0	0	1	
12	Walls, Marly		0-2	0-1	2-2	0	0	0	2	2	0	1	0	0	9	
21	Mikkelsen, Maegan		0-0	0-0	0-0	0	0	0	0	0	0	0	0	0	1	
22	Johnson, Ally		2-4	1-3	0-0	0	1	1	2	5	2	0	0	0	15	
24	Ceppi, Autumn		0-2	0-0	0-0	0	0	0	4	0	2	0	0	0	12	
	Team					2	1	3								
Totals			22-51	8-21	10-12	12	25	37	20	62	14	11	1	7	200	
1st	FG %	7-17	41.2%	2nd	6-9	66.7%	3rd	5-15	33.3%	4th	4-10	40.0%	Game	22-51	43.1%	
3P%		2-4	50.0%		1-4	25.0%		1-3	33.3%		1-3	33.3%		8-21	38.1%	
FT %	1-1	100.0%		1-1	100.0%		2-3	66.7%		1-2	50.0%		10-12	83.3%	1	



Bucknell Women's Basketball Game Notes - 40

GAME 29 -- BUCKNELL 65, AMERICAN 64

Official Basketball Box Score -- Game Totals -- Final Statistics

Bucknell vs American

03/02/19 2:00 PM at Washington, D.C. (Bender Arena)

Bucknell 65 • 24-5, 15-2 PL

## Player		Total		3-Ptr		FT-FTA		Rebounds			PF	TP	A	T	Blk	Stl	Min
		FG-FGA	FG-FGA	FG-FGA	FT-FTA	Off	Def	Tot									
40	Mack, Ellie	f	3-9	1-6	6-8	1	6	7	2	13	2	4	3	1	37		
50	Slagaus, Kaitlyn	f	3-7	2-4	3-4	4	7	11	2	11	4	1	1	1	35		
02	English, Kyi	g	0-7	0-2	3-4	0	1	1	0	3	0	0	0	3	23		
20	Walker, Kate	g	5-8	1-1	0-0	3	1	4	5	11	1	1	0	0	18		
25	Kapp, Abby	g	6-7	1-2	2-2	0	2	2	3	15	0	2	1	1	26		
11	O'Brien, Taylor		3-8	1-3	0-0	0	1	1	2	7	0	0	0	1	15		
12	Walls, Marly		1-2	0-0	0-0	0	1	1	2	2	3	4	0	2	17		
22	Mikkelsen, Maegan		0-0	0-0	0-0	0	0	0	0	0	0	0	0	0	0+		
23	Johnson, Ally		1-4	1-3	0-2	1	0	1	1	3	0	1	1	2	20		
24	Ceppi, Autumn		0-1	0-0	0-0	0	0	0	2	0	0	1	0	0	9		
Team						1	2	3									
Totals			22-53	7-21	14-20	10	21	31	19	65	10	15	6	11	200		
1st - FG %:		7-20	35.0%	2nd: 7-13	53.8%	3rd: 5-12	41.7%	4th: 3-8	37.5%	Game: 22-53		41.5%	Deadball				
3FG %:		2-8	25.0%	1-4	25.0%	3-6	50.0%	0-3	0.0%	7-21		33.3%	Rebounds				
FT %:		2-2	100.0%	2-2	100.0%	4-6	66.7%	6-10	60.0%	14-20		70.0%	4				

American 64 • 19-9, 15-2 PL															
#	Player	Total		3-Ptr		Rebounds			PF	TP	A	T	Blk	Stl	Min
		FG-FGA	FG-FGA	FT-FTA	Off	Def	Total								
44	Carl, Cecily	f	5-8	4-4	0-0	0	4	4	5	14	2	2	1	1	32
03	Lewis, Kaitlyn	g	1-6	0-3	1-2	1	0	1	2	3	2	0	0	0	21
10	Edwards, Jade	g	3-7	1-3	2-3	0	6	6	3	9	0	4	1	2	22
22	Marenyi, Katie	g	4-10	1-3	0-0	3	2	5	1	9	2	2	0	1	30
23	Koskimies, Elina	g	3-6	1-3	0-0	1	2	3	2	7	1	4	0	1	36
02	Bartner, Morgan		1-1	0-0	0-0	0	0	0	0	2	0	0	0	0	1
04	Fisher, Emily		2-4	0-1	1-2	0	2	2	4	5	4	1	0	0	17
11	Cleveland, TaeKenya		0-1	0-1	0-0	0	0	0	0	0	0	0	0	0	3
12	Sanders, Indeya		5-8	0-0	5-8	1	5	6	2	15	4	1	1	2	31
14	Brown, Taylor		0-0	0-0	0-0	0	1	1	1	0	0	1	0	0	7
Team						3	1	4							
Totals			24-51	7-18	9-15	9	23	32	20	64	16	18	3	7	200
1st - FG %: 9-14 64.3%      2nd: 5-9 55.6%      3rd: 4-11 36.4%      4th: 6-17 35.3%      Game: 24-51 47.1%      Deadball															
3FG %: 2-3 66.7%      1-4 25.0%      3-6 50.0%      1-5 20.0%      7-18 38.9%															
FT %: 1-1 100.0%      2-6 33.3%      6-8 75.0%      0-0 0.0%      9-15 60.0%      Rebounds															
3															
Officials: Chad Titus, Lorraine Ellison, Reginald Fowler															
Technical fouls: Bucknell-None. American-None.															
Attendance: 770															
Fouled out: Walker (BU): 2:55, 4th; Carl (AU): 0:35, 4th															
Score by periods						Points									
1st 2nd 3rd 4th Total						In Points T/O Off Chance Break						Fast Bench			
Bucknell 18 18 17 12 65						BUCKNE 20 22 12 0						12 22			
American 21 13 17 13 64						AU 32 15 10 2						10 22			
Last FG - BUCKNELL 4th-00:51, AU 4th-00:02.															
Largest lead - BUCKNELL by 5 3rd-04:35, AU by 7 2nd-07:27.															
BUCKNELL led for 18:33. AU led for 15:12. Game was tied for 06:14.															
Score tied - 9 times.															
Lead changed - 11 times.															

GAME 30 -- BUCKNELL 84, ARMY WEST POINT 66

Official Basketball Box Score -- Game Totals -- Final Statistics  
Army West Point vs Bucknell  
03/06/19 6:00 pm at

Army West Point 66 • 11-18

#	Player		Total			3-Ptr			Rebounds			PF	TP	A	T	Blk	Stl	Min
			FG-FGA	FG-FGA	FT-FTA	FG-FGA	FG-FGA	FT-FTA	Off	Def	Tot							
15	Kate Murray	f	3-5	1-2	1-1	1	3	4	3	8	0	2	0	0	21			
41	Madison Hovren	f	8-15	0-0	5-6	4	9	13	2	21	1	4	1	0	39			
02	Morgann Yancey	g	1-4	1-4	0-0	0	1	1	2	3	2	0	0	0	13			
03	Jess Lewis	g	4-9	4-8	0-0	0	1	1	2	12	6	4	0	0	33			
10	Sarah Bohn	g	2-7	2-6	0-0	1	0	1	1	6	5	5	1	1	38			
23	Taylor Sullivan		1-2	0-0	0-1	0	3	3	1	2	1	0	1	0	14			
24	Natalie Stralkus		4-8	3-6	2-2	0	2	2	3	13	2	1	0	0	28			
25	Jessica Rawls		0-2	0-0	1-2	1	1	2	1	1	0	1	0	0	6			
31	Alisa Fallon		0-0	0-0	0-0	0	0	0	1	0	0	2	1	0	8			
Team						0	0	0										
Totals			23-52	11-26	9-12	7	20	27	16	66	17	21	4	1	200			

1st - FG %:	4-13 30.8%	2nd: 8-14 57.1%	3rd: 4-14 28.6%	4th: 7-11 63.6%	Game: 23-52 44.2%	Deadball
3FG %:	1-4 25.0%	6-11 54.5%	2-6 33.3%	2-5 40.0%	11-26 42.3%	Rebound
FT %:	1-2 50.0%	0-1 0.0%	3-3 100.0%	4-6 66.7%	9-12 75.0%	2

Bucknell 84 • 25-5

#	Player		Total			3-Ptr			Rebounds			PF	TP	A	T	Blk	Stl	Min
			FG-FGA	FG-FGA	FT-FTA	FG-FGA	FG-FGA	FT-FTA	Off	Def	Tot							
40	Mack, Ellie	f	9-20	7-12	4-4	2	6	8	2	29	4	2	1	0	37			
50	Slagus, Kaitlyn	f	2-3	0-1	2-2	1	3	4	2	6	0	1	0	0	17			
02	English, Kyi	g	3-6	0-1	0-0	0	1	1	1	6	5	1	0	5	28			
20	Walker, Kate	g	9-13	1-3	5-5	0	2	2	24	6	2	0	0	0	36			
05	Kapp, Abby	g	4-6	2-3	2-2	1	3	4	3	12	0	2	1	1	30			
23	Brugler, Tessa		0-0	0-0	0-0	0	1	1	0	0	1	0	0	5	5			
04	Hayes, Gia		0-0	0-0	0-0	0	0	0	1	0	0	0	0	0	1			
11	O'Brien, Taylor		2-3	0-1	0-0	0	1	2	3	4	0	1	0	1	6			
12	Walls, Marly		0-1	0-0	0-0	0	1	1	1	0	0	1	0	1	7			
13	Dumiak, Rachel		1-1	1-1	0-0	0	1	1	0	3	0	0	0	0	8			
22	Mikkelsen, Maegan		0-1	0-0	0-0	0	0	0	1	0	1	0	0	1	4			
23	Johnson, Ally		0-1	0-1	0-0	0	0	0	0	0	1	0	0	0	7			
24	Ceppl, Autumn		0-2	0-2	0-0	0	1	1	3	0	1	0	1	0	14			
Team						0	2	2										
Totals			30-57	11-25	13-13	5	22	27	19	84	18	12	3	9	200			

1st - FG %:	6-14 42.9%	2nd: 8-15 53.3%	3rd: 7-13 53.8%	4th: 9-15 60.0%	Game: 30-57 52.6%	Deadball
3FG %:	3-8 37.5%	3-7 42.9%	1-4 25.0%	4-6 66.7%	11-25 44.0%	Rebound
FT %:	5-5 100.0%	0-0 0.0%	8-8 100.0%	0-0 0.0%	13-13 100.0%	2,1

Officials: Robert McDow, Starr Jefferson, Warren Harding  
Technical fouls: Army West Point-None. Bucknell-None.

Attendance: 705

2018-19 Women's Basketball. Round: 0. Army West Point vs Bucknell. Played at .

Score by periods	1st	2nd	3rd	4th	Total
Army West Point	11	22	13	20	66
Bucknell	20	19	23	22	84

Points	In	Off	2nd	Fast	Bench
ARM	20	8	8	2	16
BUCKNE	36	19	6	0	7

Last FG - ARMY 4th-00:28, BUCKNELL 4th-00:41.


Largest lead - ARMY None, BUCKNELL by 23 4th-05:53.

ARM led for 00:00. BUCKNELL led for 38:53. Game was tied for 01:07.

Score tied - 1 time.

Lead changed - 0 times.


GAME 31 (PL QF) -- BUCKNELL 88, LOYOLA (MD.) 63



Official Basketball Box Score -- Game Totals -- Final Statistics

Loyola Maryland vs Bucknell

03/11/19 6:00 pm at



Loyola Maryland 63 • 7-24

#	Player		Total			3-Ptr			Rebounds			PF	TP	A	T	Blk	Stl	Min			
			FG	FGA	%	FG	FGA	%	FT	FTA	%								Off	Def	Tot
04	Taleah Dixon	f	7	17	41.2	1	2	50.0	11	11	100.0	0	1	1	3	26	1	2	0	1	34
23	Delaney Connolly	f	6	14	42.9	2	6	33.3	6	7	85.7	0	2	2	2	20	1	1	0	1	30
10	Stephanie Karcz	g	3	4	75.0	0	1	0.0	0	1	0.0	1	4	5	4	6	5	2	0	5	33
11	Bri Betz-White	g	0	4	0.0	0	3	0.0	0	0	0.0	0	1	1	4	0	4	3	0	3	35
23	Hannah Niles	g	2	6	33.3	0	4	0.0	2	2	100.0	1	3	4	0	6	1	3	0	0	30
12	Molly Taylor	1	1	2	50.0	1	2	50.0	0	0	0.0	0	0	0	0	3	0	2	0	1	20
22	Alex Barazzotti	0	1	1	100.0	0	1	0.0	0	0	0.0	0	0	0	0	0	0	0	0	0	1
55	Courtney Vannoy	1	1	2	50.0	0	0	0.0	0	0	0.0	1	2	3	3	2	0	1	0	0	17
Team																					
Totals			20	50	40.0	4	19	21.1	19	20	95.0	4	14	18	16	63	12	14	0	11	200

1st - FG %:

6-10 60.0%

2nd: 2-12 16.7%

3rd: 3-12 25.0%

4th: 9-16 56.3%

Game: 20-50 40.0%

Deadball

3FG %:

1-3 33.3%

0-6 0.0%

0-3 0.0%

3-7 42.9%

4-19 21.1%

Rebounds

FT %:

1-1 100.0%

7-7 100.0%

9-9 100.0%

2-3 66.7%

19-20 95.0%

1,1

Bucknell 88 • 6-25

#	Player		Total			3-Ptr			Rebounds			PF	TP	A	T	Blk	Stl	Min			
			FG	FGA	%	FG	FGA	%	FT	FTA	%								Off	Def	Tot
40	Mack, Ellie	f	7	8	87.5	3	4	75.0	0	0	0.0	3	4	7	0	17	3	1	2	1	27
50	Slagus, Kaitlyn	f	3	3	100.0	1	1	100.0	2	5	40.0	2	4	6	1	9	1	5	1	0	24
02	English, Kyi	g	5	9	55.6	2	4	50.0	2	2	100.0	0	1	1	4	14	2	2	0	1	23
20	Walker, Kate	g	4	8	50.0	0	3	0.0	4	4	100.0	4	3	7	1	12	7	2	0	4	23
25	Kapp, Abby	g	4	7	57.1	3	5	60.0	0	1	0.0	1	3	4	2	11	1	2	0	2	21
03	Brugler, Tessa	1	1	2	50.0	0	0	0.0	0	2	0.0	2	2	1	2	0	0	0	0	7	
04	Hayes, Gia	0	0	0	0.0	0	0	0.0	0	0	0.0	0	0	0	0	0	1	0	0	4	
11	O'Brien, Taylor	1	0	7	0.0	0	4	0.0	0	1	0.0	1	1	1	5	3	2	1	0	17	
12	Walls, Marly	1	1	2	50.0	1	2	50.0	0	0	0.0	0	0	2	5	1	1	0	0	13	
13	Dumiak, Rachel	2	2	2	100.0	0	0	0.0	0	1	0.0	1	1	0	6	0	0	0	0	11	
22	Mikkelsen, Maegan	1	1	1	100.0	0	0	0.0	1	2	50.0	1	1	2	3	3	0	0	0	7	
23	Johnson, Ally	0	2	2	100.0	0	0	0.0	0	1	0.0	1	1	0	0	1	0	0	0	7	
24	Ceppi, Autumn	2	4	0	0.0	0	0	0.0	1	3	33.3	4	3	4	1	0	0	0	0	16	
Team																					
Totals			31	55	56.4	12	27	44.4	14	21	66.7	7	18	23	16	4	8	20	11	200	

1st - FG %:

7-19 36.8%

2nd: 9-13 69.2%

3rd: 7-11 63.6%

4th: 8-12 66.7%

Game: 31-55 56.4%

Deadball

3FG %:

2-10 20.0%

5-7 71.4%

3-5 60.0%

2-5 40.0%

12-27 44.4%

Rebounds

FT %:

5-7 71.4%

2-2 100.0%

4-5 80.0%

5-8 62.5%

14-21 66.7%

3

GAME 32 (PL SF) -- BUCKNELL 66, HOLY CROSS 61

Official Basketball Box Score -- Game Totals -- Final Statistics

Holy Cross vs Bucknell  
03/14/19 6:00 pm at

Holy Cross 31 • 18-13

## Player		Total FG-FGA	3-Ptr FG-FGA	FT-FTA	Rebounds Off Def Tot			PF	TP	A	TO	Blk	Stl	Min	
25	Lauren Manis	f 2-14	0-2	2-4	5	9	14	3	6	3	5	0	0	31	
10	Megan Swords	f 1-4	0-0	2-2	3	2	5	1	4	0	1	0	0	17	
03	Avery LaBarbera	g 0-6	0-3	0-0	4	1	5	2	0	0	2	0	0	24	
04	Jenay Faulkner	g 2-10	0-3	0-2	0	1	1	1	4	2	0	2	4	31	
12	Madalyn Smith	g 1-5	0-2	0-0	0	2	2	3	2	2	6	0	0	33	
02	Oluchi Ezemma	g 3-5	0-0	0-0	1	2	3	3	6	0	4	0	1	23	
14	Kathryn Pedit	0-0	0-0	0-0	0	0	0	0	0	0	0	0	0	2	
20	Madison Demski	1-4	1-3	0-0	0	0	0	2	3	0	1	0	0	16	
22	Nicole Morris	2-4	1-2	0-0	0	1	1	0	5	1	3	0	1	18	
55	Miranda Nixon	0-1	0-0	1-2	0	1	1	2	1	0	0	0	0	5	
Team		3 7 10													
Totals		12-53	2-15	5-10	16	26	42	17	31	8	24	0	6	200	
1st - FG %:		2-18	11.1%	2nd: 4-12	33.3%	3rd: 4-15	26.7%	4th: 2-8	25.0%	Game: 12-53	22.6%	Deadball		Rebounds 3	
3FG %:		0-5	0.0%	0-3	0.0%	1-4	25.0%	1-3	33.3%	2-15	13.3%				
FT %:		0-0	0.0%	0-0	0.0%	3-6	50.0%	2-4	50.0%	5-10	50.0%				

Bucknell 66 • 27-5

## Player		Total FG-FGA	3-Ptr FG-FGA	FT-FTA	Rebounds Off Def Tot			PF	TP	A	TO	Blk	Stl	Min	
40	Mack, Ellie	f 4-9	2-5	2-2	1	3	4	2	12	1	1	3	3	32	
35	Slagous, Katlyn	f 5-10	1-5	2-2	0	7	7	1	13	1	0	2	5	26	
02	English, Kyi	g 1-5	0-2	0-1	0	1	1	2	2	3	0	0	1	24	
20	Walker, Kate	g 4-8	1-5	3-3	2	7	9	2	12	2	3	0	1	31	
25	Kapp, Abby	g 5-6	2-3	1-2	1	1	2	2	13	2	2	0	2	21	
03	Brugler, Tessa	g 3-4	0-0	0-0	1	0	1	1	6	0	0	0	1	5	
11	O'Brien, Taylor	2-7	0-2	0-0	1	1	2	1	4	2	2	0	2	16	
12	Walls, Marly	1-8	0-0	0-0	0	2	2	1	2	1	0	0	2	16	
13	Dumiak, Rachel	0-1	0-1	0-0	1	2	3	0	0	1	0	0	1	12	
22	Mikkelsen, Maegan	0-1	0-1	0-0	1	1	2	1	0	1	1	0	0	6	
04	Ceppi, Autumn	1-2	0-1	0-0	0	1	1	0	2	2	1	0	0	11	
Team		2 1 3													
Totals		26-61	6-25	8-10	10	27	37	13	66	16	10	5	18	200	
1st - FG %:		5-16	31.3%	2nd: 6-15	40.0%	3rd: 6-12	50.0%	4th: 3-18	50.0%	Game: 26-61	42.6%	Deadball		Rebounds 1	
3FG %:		1-9	11.1%	1-5	20.0%	3-6	50.0%	1-5	20.0%	6-25	24.0%				
FT %:		0-2	0.0%	3-3	100.0%	4-4	100.0%	0-1	0.0%	8-10	80.0%				

Officials: Natasha Camy, Timothy Greene, Geraldine Smith

Technical fouls: Holy Cross-None, Bucknell-None.

Attendance: 855

2018-19 Women's Basketball. Round: 0. Bucknell vs Holy Cross. Played at .

Score by periods	1st	2nd	3rd	4th	Total
Holy Cross	4	8	12	7	31
Bucknell	12	16	19	6	66

	In Paint	Off T/O	2nd Chance	Fast Break	Bench
HOLY CROSS	20	7	6	15	15
BUCKNE	36	24	10	6	14

Last FG - HOLYCR 4th-06:39, BUCKNELL 4th-01:00.

Largest lead - HOLYCR None, BUCKNELL by 36 4th-01:00.

HOLYCR led for 00:00, BUCKNELL led for 38:25. Game was tied for 01:35.

Score tied - 2 times.

Lead changed - 0 times.





**2018-19 Bucknell Women's Basketball**  
**Bucknell Season Schedule/Results & Leaders (as of Mar 15, 2019)**  
**All games**

<b>RECORD:</b>	<b>OVERALL</b>	<b>HOME</b>	<b>AWAY</b>	<b>NEUTRAL</b>
ALL GAMES	27-5	14-1	11-4	2-0
CONFERENCE	16-2	8-1	8-1	0-0
NON-CONFERENCE	11-3	6-0	3-3	2-0

<b>Date</b>	<b>Opponent</b>		<b>Score</b>	<b>Att.</b>	<b>High Points</b>	<b>High Rebounds</b>
11/06/18	at Monmouth	W	70-32	815	(12)Walker, Kate	(10)Slagus, Kaitlyn
11/11/18	QUINNIPIAC	W	75-58	1215	(15)Slagus, Kaitlyn	(14)Slagus, Kaitlyn
11/15/18	at Drexel		42-64	L 359	(8)Walker, Kate	(8)Slagus, Kaitlyn
11/18/18	at Syracuse		56-70	L 1409	(11)Mack, Ellie	(7)Slagus, Kaitlyn
					(11)Kapp, Abby	
11/23/18	vs Massachusetts	W	77-58	436	(19)Kapp, Abby	(10)Slagus, Kaitlyn
11/24/18	vs Fairfield	W	77-54	344	(19)Mack, Ellie	(7)Mack, Ellie
11/25/18	^at Brown	W	91-78	927	(30)Slagus, Kaitlyn	(9)Mack, Ellie
11/29/18	at St. Bonaventure	W	77-46	486	(14)Johnson, Ally	(5)Brugler, Tessa
						(5)Walker, Kate
12/02/18	IONA	W	81-43	659	(20)Slagus, Kaitlyn	(12)Mack, Ellie
12/15/18	RIDER	W	80-59	825	(16)Kapp, Abby	(8)English, Kyi
12/18/18	YOUNGSTOWN ST.	W	73-68	1990	(22)Walker, Kate	(10)Slagus, Kaitlyn
12/29/18	at Iowa State		61-86	L 10261	(15)Walker, Kate	(6)Mack, Ellie
01/03/19	*AMERICAN	W	71-56	836	(14)Mack, Ellie	(10)Slagus, Kaitlyn
01/06/19	*BOSTON U.		62-70	L 1452	(13)Walker, Kate	(7)Slagus, Kaitlyn
					(13)English, Kyi	(7)Kapp, Abby
					(13)Mack, Ellie	
01/09/19	*at Army	W	66-52	522	(16)Slagus, Kaitlyn	(12)Mack, Ellie
01/12/19	*at Lafayette	W	56-47	584	(20)Slagus, Kaitlyn	(7)Brugler, Tessa
01/16/19	*LEHIGH	W	71-53	1033	(18)Slagus, Kaitlyn	(13)Slagus, Kaitlyn
01/19/19	*at Colgate	W	90-62	263	(19)Mack, Ellie	(9)Mack, Ellie
						(9)Slagus, Kaitlyn
01/23/19	*at Loyola	W	75-57	273	(17)Slagus, Kaitlyn	(9)Walker, Kate
						(9)Mack, Ellie
01/26/19	*HOLY CROSS	W	75-71	1321	(16)Slagus, Kaitlyn	(7)Mack, Ellie
						(7)Walker, Kate
01/30/19	*at NAVY	W	77-43	1072	(17)Mack, Ellie	(6)Slagus, Kaitlyn
2/2/19	*at Boston U.	W	62-58	538	(16)Slagus, Kaitlyn	(7)Slagus, Kaitlyn
02/09/19	*LAFAYETTE	W	75-43	1282	(10)Slagus, Kaitlyn	(8)Slagus, Kaitlyn
					(10)O'Brien, Taylor	
					(10)Walker, Kate	
2/13/19	*at Lehigh	W	73-68	616	(17)Slagus, Kaitlyn	(8)Slagus, Kaitlyn
02/16/19	*COLGATE	W	76-58	850	(18)Slagus, Kaitlyn	(8)Slagus, Kaitlyn
02/20/19	*LOYOLA MARYLAND	W	87-55	836	(15)English, Kyi	(6)Slagus, Kaitlyn
2/23/19	*at Holy Cross		60-61	L 1005	(13)English, Kyi	(9)Mack, Ellie
02/27/19	*NAVY	W	90-48	616	(15)Mack, Ellie	(10)Mack, Ellie
03/02/19	*at American	W	65-64	770	(15)Kapp, Abby	(11)Slagus, Kaitlyn
03/06/19	*ARMY WEST POINT	W	84-66	705	(29)Mack, Ellie	(8)Mack, Ellie
03/11/19	LOYOLA MARYLAND	W	88-63	846	(17)Mack, Ellie	(7)Mack, Ellie
						(7)Walker, Kate
03/14/19	HOLY CROSS	W	66-31	855	(13)Slagus, Kaitlyn	(9)Walker, Kate
					(13)Kapp, Abby	

\* = Conference game

<b>Attendance Summary</b>	<b>Games</b>	<b>Attend</b>	<b>Avg/Game</b>
Home	15	15321	1021
Away	15	19900	1327
Neutral	2	780	390
Total	32	36001	1125



**2018-19 Bucknell Women's Basketball**  
**Bucknell Team Game-by-Game (as of Mar 15, 2019)**  
**All games**

**TEAM STATISTICS**

Opponent	Date	Score		Total		3-Pointers		Free throws		Rebounds				pf	a	t/o	blk	stl	pts	av
				fg-fga	pct	3fg-fga	pct	ft-fa	pct	off	def	tot	avg							
at Monmouth	11/06/18	70-32	W	26-52	.500	8-17	.471	10-12	.833	13	30	43	43.0	16	15	21	3	15	70	70.0
QUINNIPIAC	11/11/18	75-58	W	22-51	.431	9-20	.450	22-26	.846	7	33	40	41.5	18	14	16	4	10	75	72.8
at Drexel	11/15/18	42-64	L	16-48	.333	4-18	.222	6-8	.750	10	26	36	39.7	24	11	19	4	4	42	62.3
at Syracuse	11/18/18	56-70	L	20-50	.400	9-26	.346	7-8	.875	10	20	30	37.2	19	12	31	5	11	56	60.0
vs Massachusetts	11/23/18	77-58	W	31-62	.500	14-30	.467	1-4	.250	8	27	35	36.8	15	24	11	8	9	77	64.3
vs Fairfield	11/24/18	77-54	W	29-53	.547	6-13	.462	13-20	.650	10	21	31	35.8	19	14	10	3	9	77	66.2
at Brown	11/25/18	91-78	W	29-57	.509	9-24	.375	24-29	.828	13	27	40	36.4	18	19	20	2	6	91	69.2
at St. Bonaventure	11/29/18	77-46	W	25-61	.410	11-30	.367	16-23	.696	14	20	34	36.1	17	14	13	2	9	77	70.0
IONA	12/02/18	81-43	W	29-62	.468	9-29	.310	14-18	.778	8	33	41	36.7	15	20	10	4	10	81	71.3
RIDER	12/15/18	80-59	W	25-53	.472	7-18	.389	23-25	.920	7	27	34	36.4	19	15	15	8	11	80	72.0
YOUNGSTOWN ST.	12/18/18	73-68	W	28-63	.444	7-19	.368	10-15	.667	10	27	37	36.5	23	12	13	2	10	73	72.0
at Iowa State	12/29/18	61-86	L	20-70	.286	4-24	.167	17-21	.810	13	23	36	36.4	22	10	14	5	5	61	71.0
AMERICAN	01/03/19	71-56	W	25-54	.463	8-18	.444	13-19	.684	9	29	38	36.5	22	13	15	8	5	71	71.0
BOSTON U.	01/06/19	62-70	L	24-61	.393	5-23	.217	9-15	.600	12	22	34	36.4	21	10	9	5	7	62	70.0
at Army	01/09/19	66-52	W	26-59	.441	9-23	.391	5-6	.833	8	27	35	36.3	19	19	11	5	8	66	70.0
at Lafayette	01/12/19	56-47	W	20-50	.400	8-19	.421	8-13	.615	8	22	30	35.9	17	8	18	2	10	56	69.0
LEHIGH	01/16/19	71-53	W	26-53	.491	5-16	.313	14-21	.667	7	30	37	35.9	25	17	18	4	12	71	69.0
at Colgate	01/19/19	90-62	W	30-63	.476	11-25	.440	19-24	.792	14	32	46	36.5	18	21	17	4	9	90	70.0
at Loyola	01/23/19	75-57	W	31-62	.500	9-25	.360	4-5	.800	13	26	39	36.6	15	17	13	4	8	75	71.0
HOLY CROSS	01/26/19	75-71	W	27-60	.450	8-25	.320	13-20	.650	6	23	29	36.2	20	14	7	5	10	75	71.0
at NAVY	01/30/19	77-43	W	28-53	.528	9-17	.529	12-18	.667	3	33	36	36.2	15	18	16	2	10	77	71.0
at Boston U.	2/2/19	62-58	W	22-51	.431	8-21	.381	10-12	.833	12	15	27	35.8	20	14	17	1	7	62	71.0
LAFAYETTE	02/09/19	75-43	W	28-64	.438	9-27	.333	10-12	.833	10	28	38	35.9	17	18	8	5	9	75	71.0
at Lehigh	2/13/19	73-68	W	20-48	.417	8-17	.471	25-29	.862	6	27	33	35.8	20	14	18	6	7	73	71.0
COLGATE	02/16/19	76-58	W	25-56	.446	9-26	.346	17-25	.680	10	30	40	36.0	16	18	14	10	7	76	71.0
LOYOLA MARYLAND	02/20/19	87-55	W	36-57	.632	11-20	.550	4-6	.667	10	21	31	35.8	18	23	12	6	12	87	72.0
at Holy Cross	2/23/19	60-61	L	22-51	.431	5-18	.278	11-20	.550	7	22	29	35.5	21	10	15	4	11	60	71.0
NAVY	02/27/19	90-48	W	31-57	.544	13-25	.520	15-21	.714	9	31	40	35.7	16	20	18	2	7	90	72.0
at American	03/02/19	65-64	W	22-53	.415	7-21	.333	14-20	.700	10	21	31	35.5	19	10	15	6	11	65	72.0
ARMY WEST POINT	03/06/19	84-66	W	30-57	.526	11-25	.440	13-13	1.000	5	22	27	35.2	19	18	12	3	9	84	72.0
LOYOLA MARYLAND	03/11/19	88-63	W	31-55	.564	12-27	.444	14-21	.667	13	26	39	35.4	17	23	16	4	8	88	73.0
HOLY CROSS	03/14/19	66-31	W	26-61	.426	6-25	.240	8-10	.800	10	27	37	35.4	13	16	10	5	18	66	72.0
Bucknell		2329		830-1807	.459	268-711	.377	401-539	.744	305	828	1133	35.4	593	501	472	141	294	2329	72.8
Opponents		1842		657-1802	.365	170-569	.299	358-502	.713	365	715	1080	33.8	554	363	555	70	206	1842	57.3

Games played: 32  
Points/game: 72.8  
FG Pct: 45.9  
3FG Pct: 37.7  
FT Pct: 74.4

Rebounds/game: 35.4  
Assists/game: 15.7  
Turnovers/game: 14.8  
Assist/turnover ratio: 1.1  
Steals/game: 9.2  
Blocks/game: 4.4



**2018-19 Bucknell Women's Basketball**  
**Bucknell Combined Team Statistics (as of Mar 15, 2019)**  
**All games -- 1st half only**

<b>RECORD:</b>	<b>OVERALL</b>	<b>HOME</b>	<b>AWAY</b>	<b>NEUTRAL</b>
ALL GAMES	27-5	14-1	11-4	2-0
CONFERENCE	16-2	8-1	8-1	0-0
NON-CONFERENCE	11-3	6-0	3-3	2-0

##	Player	gp-gs	min	avg	Total		3-Point		F-Throw		Rebounds				pf	dq	a	to	blk	stl	pts	avg
					fg-fga	fg%	3fg-fga	3fg%	ft-fga	ft%	off	def	tot	avg								
40	Mack, Ellie	31-30	451	14.5	83-162	.512	27-63	.429	29-32	.906	30	88	118	3.8	26	0	37	30	18	18	222	7.2
20	Walker, Kate	32-32	486	15.2	71-152	.467	12-45	.267	34-44	.773	14	48	62	1.9	29	0	53	36	1	22	188	5.9
50	Slagus, Kaitlyn	32-32	446	13.9	69-132	.523	17-52	.327	29-36	.806	35	83	118	3.7	34	0	24	38	23	18	184	5.8
25	Kapp, Abby	32-31	393	12.3	64-135	.474	43-100	.430	6-10	.600	6	51	57	1.8	25	0	23	20	10	26	177	5.5
02	English, Kyi	32-32	420	13.1	40-115	.348	13-37	.351	27-32	.844	8	33	41	1.3	25	0	45	30	0	28	120	3.8
23	Johnson, Ally	31-0	232	7.5	25-62	.403	18-42	.429	1-4	.250	3	6	9	0.3	18	0	15	13	1	3	69	2.2
24	Ceppi, Autumn	31-1	234	7.5	20-47	.426	2-9	.222	13-17	.765	11	18	29	0.9	38	0	22	19	7	10	55	1.8
11	O'Brien, Taylor	26-0	114	4.4	15-48	.313	4-17	.235	11-14	.786	2	15	17	0.7	12	0	3	13	2	2	45	1.7
12	Walls, Marly	32-0	208	6.5	18-50	.360	3-11	.273	9-16	.563	3	22	25	0.8	19	0	20	23	0	11	48	1.5
03	Brugler, Tessa	31-0	100	3.2	9-13	.692	0-1	.000	6-11	.545	8	14	22	0.7	13	0	6	10	4	5	24	0.8
22	Mikkelsen, Maegan	27-1	36	1.3	2-3	.667	1-1	1.000	3-4	.750	2	3	5	0.2	4	0	2	2	0	3	8	0.3
04	Hayes, Gia	21-0	20	1.0	1-5	.200	0-2	.000	2-3	.667	0	2	2	0.1	1	0	0	2	0	0	4	0.2
13	Dumiak, Rachel	29-1	58	2.0	2-6	.333	0-3	.000	0-0	.000	1	3	4	0.1	3	0	0	3	2	3	4	0.1
Team											21	34	55				9					
Total.....		32	3198		419-930	.451	140-383	.366	170-223	.762	144	420	564	17.6	247	0	250	248	68	149	1148	35.9
Opponents.....		32	3201		342-911	.375	84-272	.309	107-152	.704	158	379	537	16.8	244	-	193	307	36	101	875	27.3

<b>TEAM STATISTICS</b>	<b>BUCKNELL</b>	<b>OPP</b>	<b>Date</b>	<b>Opponent</b>	<b>Score</b>	<b>Att.</b>
SCORING	1148	875	11/06/18	at Monmouth	w 70-32	815
Points per game	35.9	27.3	11/11/18	QUINNIPIAC	w 75-58	1215
Scoring margin	+8.5	-	11/15/18	at Drexel	L 42-64	359
FIELD GOALS-ATT	419-930	342-911	11/18/18	at Syracuse	L 56-70	1409
Field goal pct	.451	.375	11/23/18	vs Massachusetts	w 77-58	436
3 POINT FG-ATT	140-383	84-272	11/24/18	vs Fairfield	w 77-54	344
3-point FG pct	.366	.309	11/25/18	at Brown	w 91-78	927
3-pt FG made per game	4.4	2.6	11/29/18	at St. Bonaventure	w 77-46	486
FREE THROWS-ATT	170-223	107-152	12/02/18	IONA	w 81-43	659
Free throw pct	.762	.704	12/15/18	RIDER	w 80-59	825
F-Throws made per game	5.3	3.3	12/18/18	YOUNGSTOWN ST.	w 73-68	1990
REBOUNDS	564	537	12/29/18	at Iowa State	L 61-86	10261
Rebounds per game	17.6	16.8	* 01/03/19	AMERICAN	w 71-56	836
Rebounding margin	+0.8	-	* 01/06/19	BOSTON U.	L 62-70	1452
ASSISTS	250	193	* 01/09/19	at Army	w 66-52	522
Assists per game	7.8	6.0	* 01/12/19	at Lafayette	w 56-47	584
TURNOVERS	248	307	* 01/16/19	LEHIGH	w 71-53	1033
Turnovers per game	7.8	9.6	* 01/19/19	at Colgate	w 90-62	263
Turnover margin	+1.8	-	* 01/23/19	at Loyola	w 75-57	273
Assist/turnover ratio	1.0	0.6	* 01/26/19	HOLY CROSS	w 75-71	1321
STEALS	149	101	* 01/30/19	at NAVY	w 77-43	1072
Steals per game	4.7	3.2	* 2/2/19	at Boston U.	w 62-58	538
BLOCKS	68	36	* 02/09/19	LAFAYETTE	w 75-43	1282
Blocks per game	2.1	1.1	* 2/13/19	at Lehigh	w 73-68	616
ATTENDANCE	15321	20680	* 02/16/19	COLGATE	w 76-58	850
Home games-Avg/Game	15-1021	15-1327	* 02/20/19	LOYOLA MARYLAND	w 87-55	836
Neutral site-Avg/Game	-	2-390	* 2/23/19	at Holy Cross	L 60-61	1005
			* 02/27/19	NAVY	w 90-48	616
			* 03/02/19	at American	w 65-64	770
			* 03/06/19	ARMY WEST POINT	w 84-66	705
			03/11/19	LOYOLA MARYLAND	w 88-63	846
			03/14/19	HOLY CROSS	w 66-31	855
<b>Score by Periods</b>	<b>1st</b>	<b>2nd</b>	<b>3rd</b>	<b>4th</b>	<b>Totals</b>	
Bucknell	604	544	623	558	2329	
Opponents	422	453	488	479	1842	

\* = Conference game







**2018-19 Bucknell Women's Basketball**  
**Bucknell Combined Team Statistics (as of Mar 09, 2019)**  
**Conference games only**

<b>RECORD:</b>	<b>OVERALL</b>	<b>HOME</b>	<b>AWAY</b>	<b>NEUTRAL</b>
ALL GAMES	16-2	8-1	8-1	0-0
CONFERENCE	16-2	8-1	8-1	0-0
NON-CONFERENCE	0-0	0-0	0-0	0-0

##	Player	gp-gs	min	avg	Total		3-Point		F-Throw		Rebounds				pf	dq	a	to	blk	stl	pts	avg
					fg-fga	fg%	3fg-fga	3fg%	ft-fa	ft%	off	def	tot	avg								
40	Mack, Ellie	17-16	475	27.9	87-171	.509	25-61	.410	44-51	.863	31	84	115	6.8	38	1	35	35	19	17	243	14.3
50	Slagus, Kaitlyn	18-18	496	27.6	88-152	.579	20-53	.377	39-50	.780	40	93	133	7.4	49	0	29	37	30	15	235	13.1
20	Walker, Kate	18-18	496	27.6	74-159	.465	15-45	.333	26-45	.578	19	56	75	4.2	34	1	54	27	1	17	189	10.5
25	Kapp, Abby	18-17	400	22.2	55-119	.462	33-85	.388	12-15	.800	8	51	59	3.3	26	0	22	15	16	20	155	8.6
02	English, Kyi	18-18	466	25.9	47-127	.370	12-38	.316	29-36	.806	3	30	33	1.8	30	0	54	27	0	31	135	7.5
11	O'Brien, Taylor	18-0	185	10.3	36-79	.456	14-31	.452	15-23	.652	4	17	21	1.2	28	0	7	16	3	7	101	5.6
24	Ceppi, Autumn	18-1	275	15.3	23-47	.489	4-10	.400	21-27	.778	11	29	40	2.2	44	0	26	30	6	9	71	3.9
23	Johnson, Ally	18-0	252	14.0	23-58	.397	18-40	.450	0-4	.000	5	7	12	0.7	13	0	17	13	3	5	64	3.6
12	Walls, Marly	18-0	214	11.9	12-46	.261	2-9	.222	18-26	.692	4	30	34	1.9	30	0	19	22	0	20	44	2.4
03	Brugler, Tessa	17-0	120	7.1	9-18	.500	0-2	.000	8-13	.615	13	15	28	1.6	17	0	7	7	3	6	26	1.5
22	Mikkelsen, Maegan	14-1	61	4.4	7-11	.636	4-5	.800	2-4	.500	1	2	3	0.2	11	0	4	7	0	5	20	1.4
13	Dumiak, Rachel	16-1	116	7.3	7-14	.500	5-10	.500	0-2	.000	2	7	9	0.6	7	0	5	7	1	7	19	1.2
04	Hayes, Gia	11-0	44	4.0	5-8	.625	1-2	.500	2-3	.667	1	3	4	0.4	11	0	3	1	0	0	13	1.2
Team											17	37	54					9				
Total.....		18	3600		473-1009	.469	153-391	.391	216-299	.722	159	461	620	34.4	338	2	282	253	82	159	1315	73.1
Opponents.....		18	3600		365-1012	.361	104-325	.320	198-279	.710	210	394	604	33.6	309	-	210	308	48	97	1032	57.3

<b>TEAM STATISTICS</b>	<b>BUCKNELL</b>	<b>OPP</b>	<b>Date</b>	<b>Opponent</b>	<b>Score</b>	<b>Att.</b>
SCORING	1315	1032	* 01/03/19	AMERICAN	w 71-56	836
Points per game	73.1	57.3	* 01/06/19	BOSTON U.	L 62-70	1452
Scoring margin	+15.7	-	* 01/09/19	at Army	w 66-52	522
FIELD GOALS-ATT	473-1009	365-1012	* 01/12/19	at Lafayette	w 56-47	584
Field goal pct	.469	.361	* 01/16/19	LEHIGH	w 71-53	1033
3 POINT FG-ATT	153-391	104-325	* 01/19/19	at Colgate	w 90-62	263
3-point FG pct	.391	.320	* 01/23/19	at Loyola	w 75-57	273
3-pt FG made per game	8.5	5.8	* 01/26/19	HOLY CROSS	w 75-71	1321
FREE THROWS-ATT	216-299	198-279	* 01/30/19	at NAVY	w 77-43	1072
Free throw pct	.722	.710	* 2/2/19	at Boston U.	w 62-58	538
F-Throws made per game	12.0	11.0	* 02/09/19	LAFAYETTE	w 75-43	1282
REBOUNDS	620	604	* 2/13/19	at Lehigh	w 73-68	616
Rebounds per game	34.4	33.6	* 02/16/19	COLGATE	w 76-58	850
Rebounding margin	+0.9	-	* 02/20/19	LOYOLA MARYLAND	w 87-55	836
ASSISTS	282	210	* 2/23/19	at Holy Cross	L 60-61	1005
Assists per game	15.7	11.7	* 02/27/19	NAVY	w 90-48	616
TURNOVERS	253	308	* 03/02/19	at American	w 65-64	770
Turnovers per game	14.1	17.1	* 03/06/19	ARMY WEST POINT	w 84-66	705
Turnover margin	+3.1	-				
Assist/turnover ratio	1.1	0.7				
STEALS	159	97				
Steals per game	8.8	5.4				
BLOCKS	82	48				
Blocks per game	4.6	2.7				
ATTENDANCE	8931	5643				
Home games-Avg/Game	9-992	9-627				
Neutral site-Avg/Game	-	0-0				

\* = Conference game

<b>Score by Periods</b>	<b>1st</b>	<b>2nd</b>	<b>3rd</b>	<b>4th</b>	<b>Totals</b>
Bucknell	346	313	334	322	1315
Opponents	234	232	290	276	1032



**2018-19 Bucknell Women's Basketball  
Bucknell Combined Team Statistics (as of Mar 15, 2019)  
2019 PL Tournament**

<b>RECORD:</b>	<b>OVERALL</b>	<b>HOME</b>	<b>AWAY</b>	<b>NEUTRAL</b>
ALL GAMES	2-0	2-0	0-0	0-0
CONFERENCE	0-0	0-0	0-0	0-0
NON-CONFERENCE	2-0	2-0	0-0	0-0

#	Player	gp-gs	min	avg	Total		3-Point		F-Throw		Rebounds				pf	dq	a	to	blk	stl	pts	avg
					fg-fga	fg%	3fg-fga	3fg%	ft-fa	ft%	off	def	tot	avg								
40	Mack, Ellie	2-2	59	29.5	11-17	.647	5-9	.556	2-2	1.000	4	7	11	5.5	2	0	4	2	5	4	29	14.5
25	Kapp, Abby	2-2	42	21.0	9-13	.692	5-8	.625	1-2	.500	2	4	6	3.0	4	0	3	4	0	4	24	12.0
20	Walker, Kate	2-2	54	27.0	8-16	.500	1-8	.125	7-7	1.000	6	10	16	8.0	3	0	9	5	0	5	24	12.0
50	Slagus, Kaitlyn	2-2	50	25.0	8-13	.615	2-6	.333	4-7	.571	2	11	13	6.5	2	0	2	5	3	5	22	11.0
02	English, Kyi	2-2	47	23.5	6-14	.429	2-6	.333	2-3	.667	0	2	2	1.0	6	0	5	2	0	2	16	8.0
11	O'Brien, Taylor	2-0	33	16.5	3-14	.214	0-6	.000	3-4	.750	1	2	3	1.5	2	0	5	4	1	2	9	4.5
03	Brugler, Tessa	2-0	12	6.0	4-6	.667	0-0	.000	0-2	.000	1	2	3	1.5	2	0	0	0	0	1	8	4.0
12	Walls, Marly	2-0	29	14.5	2-10	.200	1-2	.500	2-2	1.000	0	2	2	1.0	3	0	2	1	0	2	7	3.5
24	Ceppi, Autumn	2-0	27	13.5	3-6	.500	0-1	.000	0-0	.000	1	4	5	2.5	3	0	3	1	0	0	6	3.0
13	Dumiak, Rachel	2-0	23	11.5	2-3	.667	2-3	.667	0-0	.000	1	3	4	2.0	0	0	1	0	0	1	6	3.0
22	Mikkelsen, Maegan	2-0	13	6.5	1-2	.500	0-1	.000	1-2	.500	1	2	3	1.5	3	0	4	1	0	0	3	1.5
04	Hayes, Gia	1-0	4	4.0	0-0	.000	0-0	.000	0-0	.000	0	0	0	0.0	0	0	0	1	0	0	0	0.0
23	Johnson, Ally	1-0	7	7.0	0-2	.000	0-2	.000	0-0	.000	0	1	1	1.0	0	0	1	0	0	0	0	0.0
Team											4	3	7									
Total.....		2	400		57-116	.491	18-52	.346	22-31	.710	23	53	76	38.0	30	0	39	26	9	26	154	77.0
Opponents.....		2	400		32-103	.311	6-34	.176	24-30	.800	20	40	60	30.0	33	-	20	38	0	17	94	47.0

<b>TEAM STATISTICS</b>	<b>BUCKNELL</b>	<b>OPP</b>	<b>Date</b>	<b>Opponent</b>	<b>Score</b>	<b>Att.</b>
SCORING	154	94	03/11/19	LOYOLA MARYLAND	w 88-63	846
Points per game	77.0	47.0	03/14/19	HOLY CROSS	w 66-31	855
Scoring margin	+30.0	-	* = Conference game			
FIELD GOALS-ATT	57-116	32-103				
Field goal pct	.491	.311				
3 POINT FG-ATT	18-52	6-34				
3-point FG pct	.346	.176				
3-pt FG made per game	9.0	3.0				
FREE THROWS-ATT	22-31	24-30				
Free throw pct	.710	.800				
F-Throws made per game	11.0	12.0				
REBOUNDS	76	60				
Rebounds per game	38.0	30.0				
Rebounding margin	+8.0	-				
ASSISTS	39	20				
Assists per game	19.5	10.0				
TURNOVERS	26	38				
Turnovers per game	13.0	19.0				
Turnover margin	+6.0	-				
Assist/turnover ratio	1.5	0.5				
STEALS	26	17				
Steals per game	13.0	8.5				
BLOCKS	9	0				
Blocks per game	4.5	0.0				
ATTENDANCE	1701	0				
Home games-Avg/Game	2-850	0-0				
Neutral site-Avg/Game	-	0-0				

<b>Score by Periods</b>	<b>1st</b>	<b>2nd</b>	<b>3rd</b>	<b>4th</b>	<b>Totals</b>
Bucknell	33	41	38	42	154
Opponents	18	19	27	30	94



**2018-19 Bucknell Women's Basketball**  
**Bucknell Combined Team Statistics (as of Mar 15, 2019)**  
**All games**

<b>RECORD:</b>	<b>OVERALL</b>	<b>HOME</b>	<b>AWAY</b>	<b>NEUTRAL</b>
ALL GAMES	27-5	14-1	11-4	2-0
CONFERENCE	16-2	8-1	8-1	0-0
NON-CONFERENCE	11-3	6-0	3-3	2-0

##	Player	gp-gs	min	avg	Total		3-Point		F-Throw		Rebounds				pf	dq	a	to	blk	stl	pts	avg
					fg-fga	fg%	3fg-fga	3fg%	ft-fga	ft%	off	def	tot	avg								
40	Mack, Ellie	31-30	845	27.3	149-293	.509	40-101	.396	60-72	.833	53	153	206	6.6	65	1	69	58	39	33	398	12.8
50	Slagus, Kaitlyn	32-32	865	27.0	149-255	.584	37-93	.398	70-90	.778	67	168	235	7.3	78	0	50	66	47	33	405	12.7
20	Walker, Kate	32-32	884	27.6	128-278	.460	26-85	.306	66-91	.725	31	95	126	3.9	60	2	94	58	3	33	348	10.9
25	Kapp, Abby	32-31	741	23.2	106-231	.459	71-165	.430	20-26	.769	12	86	98	3.1	59	2	39	39	23	44	303	9.5
02	English, Kyi	32-32	801	25.0	86-228	.377	21-68	.309	56-71	.789	14	57	71	2.2	58	1	95	56	1	53	249	7.8
11	O'Brien, Taylor	26-0	267	10.3	44-113	.389	16-44	.364	26-37	.703	6	27	33	1.3	34	0	13	25	4	11	130	5.0
23	Johnson, Ally	31-0	467	15.1	47-119	.395	32-78	.410	8-13	.615	10	21	31	1.0	29	0	29	24	4	10	134	4.3
24	Cepi, Autumn	31-1	461	14.9	38-84	.452	4-18	.222	27-40	.675	23	49	72	2.3	75	1	40	47	10	19	107	3.5
12	Walls, Marly	32-0	402	12.6	30-100	.300	5-22	.227	43-56	.768	10	52	62	1.9	46	0	35	42	0	29	108	3.4
03	Brugler, Tessa	31-0	232	7.5	20-38	.526	0-4	.000	12-21	.571	18	31	49	1.6	42	0	16	16	7	11	52	1.7
04	Hayes, Gia	21-0	104	5.0	12-23	.522	3-8	.375	8-12	.667	1	4	5	0.2	17	0	6	7	0	1	35	1.7
22	Mikkelsen, Maegan	27-1	136	5.0	10-20	.500	5-8	.625	5-8	.625	8	12	20	0.7	22	0	8	12	1	6	30	1.1
13	Dumiak, Rachel	29-1	194	6.7	11-25	.440	8-17	.471	0-2	.000	5	11	16	0.6	8	0	7	9	2	11	30	1.0
Team											47	62	109					13				
Total.....		32	6399		830-1807	.459	268-711	.377	401-539	.744	305	828	1133	35.4	593	7	501	472	141	294	2329	72.8
Opponents.....		32	6401		657-1802	.365	170-569	.299	358-502	.713	365	715	1080	33.8	554	-	363	555	70	206	1842	57.6

<b>TEAM STATISTICS</b>	<b>BUCKNELL</b>	<b>OPP</b>	<b>Date</b>	<b>Opponent</b>	<b>Score</b>	<b>Att.</b>
SCORING	2329	1842	11/06/18	at Monmouth	w 70-32	815
Points per game	72.8	57.6	11/11/18	QUINNIPIAC	w 75-58	1215
Scoring margin	+15.2	-	11/15/18	at Drexel	L 42-64	359
FIELD GOALS-ATT	830-1807	657-1802	11/18/18	at Syracuse	L 56-70	1409
Field goal pct	.459	.365	11/23/18	vs Massachusetts	w 77-58	436
3 POINT FG-ATT	268-711	170-569	11/24/18	vs Fairfield	w 77-54	344
3-point FG pct	.377	.299	11/25/18	at Brown	w 91-78	927
3-pt FG made per game	8.4	5.3	11/29/18	at St. Bonaventure	w 77-46	486
FREE THROWS-ATT	401-539	358-502	12/02/18	IONA	w 81-43	659
Free throw pct	.744	.713	12/15/18	RIDER	w 80-59	825
F-Throws made per game	12.5	11.2	12/18/18	YOUNGSTOWN ST.	w 73-68	1990
REBOUNDS	1133	1080	12/29/18	at Iowa State	L 61-86	10261
Rebounds per game	35.4	33.8	* 01/03/19	AMERICAN	w 71-56	836
Rebounding margin	+1.7	-	* 01/06/19	BOSTON U.	L 62-70	1452
ASSISTS	501	363	* 01/09/19	at Army	w 66-52	522
Assists per game	15.7	11.3	* 01/12/19	at Lafayette	w 56-47	584
TURNOVERS	472	555	* 01/16/19	LEHIGH	w 71-53	1033
Turnovers per game	14.8	17.3	* 01/19/19	at Colgate	w 90-62	263
Turnover margin	+2.6	-	* 01/23/19	at Loyola	w 75-57	273
Assist/turnover ratio	1.1	0.7	* 01/26/19	HOLY CROSS	w 75-71	1321
STEALS	294	206	* 01/30/19	at NAVY	w 77-43	1072
Steals per game	9.2	6.4	* 2/2/19	at Boston U.	w 62-58	538
BLOCKS	141	70	* 02/09/19	LAFAYETTE	w 75-43	1282
Blocks per game	4.4	2.2	* 2/13/19	at Lehigh	w 73-68	616
ATTENDANCE	15321	20680	* 02/16/19	COLGATE	w 76-58	850
Home games-Avg/Game	15-1021	15-1327	* 02/20/19	LOYOLA MARYLAND	w 87-55	836
Neutral site-Avg/Game	-	2-390	* 2/23/19	at Holy Cross	L 60-61	1005
			* 02/27/19	NAVY	w 90-48	616
			* 03/02/19	at American	w 65-64	770
			* 03/06/19	ARMY WEST POINT	w 84-66	705
			03/11/19	LOYOLA MARYLAND	w 88-63	846
			03/14/19	HOLY CROSS	w 66-31	855

\* = Conference game