



WNIT — 2007, 2016, 2018

## BUCKNELL BISON (2-2) at BROWN U. TURKEY TIP-OFF

Games 5-6-7 • vs. UMass (11/23), vs. Fairfield (11/24), at Brown (11/25) • Pizzitola Sports Center (2,800)




11/6	at Monmouth	W, 70-32
11/11	<b>QUINNIPIAC</b>	<b>W, 75-58</b>
11/15	at Drexel	L, 64-42
11/18	at #18 Syracuse	L, 70-56
11/23	vs. UMass^	6 p.m.
11/24	vs. Fairfield^	4 p.m.
11/25	at Brown^	1 p.m.
11/29	at St. Bonaventure	7 p.m.
12/2	<b>IONA</b>	<b>2 p.m.</b>
12/16	<b>RIDER</b>	<b>2 p.m.</b>
12/18	<b>YOUNGSTOWN STATE</b>	<b>11 a.m.</b>
12/29	at Iowa State	1 p.m.
1/3	<b>AMERICAN*</b>	<b>6 p.m.</b>
1/6	<b>BOSTON UNIVERSITY</b>	<b>2 p.m.</b>
1/9	at Army West Point*	7 p.m.
1/12	at Lafayette*	2 p.m.
1/16	<b>LEHIGH*</b>	<b>6 p.m.</b>
1/19	at Colgate*	2 p.m.
1/23	at Loyola (Md.)*	6 p.m.
1/26	<b>HOLY CROSS*</b>	<b>2 p.m.</b>
1/30	at Navy*	7 p.m.
2/2	at Boston University*	2 p.m.
2/9	<b>LAFAYETTE*</b>	<b>2:30 p.m.</b>
2/13	at Lehigh*	6 p.m.
2/16	<b>COLGATE*</b>	<b>2 p.m.</b>
2/20	<b>LOYOLA*</b>	<b>6 p.m.</b>
2/23	at Holy Cross*	1 p.m.
2/27	<b>NAVY*</b>	<b>6 p.m.</b>
3/2	at American*	2 p.m.
3/6	<b>ARMY WEST POINT*</b>	<b>6 p.m.</b>

^ Brown University Turkey Tip-Off (Providence, R.I.)



**Fax:** 570-577-1660

vs. Fairfield ..... Friday, Nov. 23 (6 p.m.)  
vs. UMass ..... Saturday, Nov. 24 (4 p.m.)  
at Brown..... Sunday, Nov. 25 (1 p.m.)



Record .....	3-2
Ivy League .....	0-0
2017-18 .....	15-12 (3-11 Ivy League)
Head Coach .....	Sarah Behn
At Brown .....	60-58 (fifth)
Overall .....	149-181 (13th)
Location .....	Providence, R.I.

No.	Name	Pos.	Cl.	Ht.	PPG	RPG	APG
2	Kyi English	G	Sr.	5-5	7.5	1.8	3.3
.....Third Team All-Patriot League (2018) ... 81 career starts ... leads team in assists (13) and steals (10)							
20	Kate Walker	G	Sr.	6-0	9.0	2.8	2.5
.....Preseason All-PL ... First Team All-PL (2018) ... multiple assists all four games this season							
25	Abby Kapp	G	So.	6-0	8.0	2.5	1.5
.....2018 Patriot League All-Rookie Team ... shooting 45% (9-20) from beyond the arc							
40	Ellie Mack	F	Jr.	6-3	9.3	6.5	2.3
.....Four career starts ... leads team with seven blocks							
50	Kaitlyn Slagous	F	Sr.	6-2	10.5	9.8	0.5
.....Preseason All-PL ... 2-time 2nd Team All-PL ... 1,088 career points ... 742 rebounds							

**STAT COMPARISON**

<b>Offensive Breakdown</b>	<b>Bucknell</b>	<b>UMass</b>	<b>Defensive Breakdown</b>	<b>Bucknell</b>	<b>UMass</b>
Scoring average	60.8	69.8	Scoring defense	56.0	67.0
FG%	.418	.416	FG% defense	.336	.373
3FG%	.370	.286	3FG% defense	.232	.286
FT%	.833	.713	FG/A per game allowed	20.0/59.5	24.3/65.0
FG/A per game	21.0/50.3	25.5/61.3	3FG/A per game allowed	4.0/17.3	7.0/24.5
3FG/A per game	7.5/20.3	4.5/15.8	FT/A per game allowed	12.0/17.0	11.5/17.0
FT/A per game	11.3/13.5	14.3/20.0	Reb. per game allowed	34.5	37.8
Rebounds per game	37.3	40.2	Rebound margin	+2.8	+2.5
Off. rebounds per game	10.0	10.0	Off. reb. allowed per game	14.0	11.5
Assists per game	13.0	15.5	Steals per game	10.0	7.3
Asst/FG ratio	0.62	0.61	Blocks per game	4.0	1.8
Turnovers per game	21.8	17.0	Forced turnovers per game	16.5	15.8
Asst/TO ratio	0.6	0.9	Fouls per game	19.3	18.0

**Bucknell Leaders:**

Scoring .....Kaitlyn Slagus (10.5)  
 Rebounding.....Kaitlyn Slagus (9.8)  
 Assists .....Kyi English (3.3)  
 Blocks.....Ellie Mack (1.8)  
 Steals.....Kyi English (2.5)  
 FG% ..... Kaitlyn Slagus (.500, 14-28)  
 3-pt. FG%.....Ally Johnson (.571, 4-7)  
 FT%..... Kate Walker (.900, 9-10)

**UMass Leaders:**

Scoring .....Hailey Leidel (16.5)  
 Rebounding.....Hailey Leidel (8.3)  
 Assists .....Bre Hampton-Bey (4.0)  
 Blocks.....Jessica Nelson (1.0)  
 Steals.....Bre Hampton Bey (2.3)  
 FG% ..... Anil Soysal (.593, 16-27)  
 3-pt. FG%..... Jessica George (.294, 5-17)  
 FT%.....Hailey Leidel (.944, 17-18)

**2018-19 BUCKNELL WOMEN'S BASKETBALL NUMERICAL ROSTER**

<b>No.</b>	<b>Name</b>	<b>Cl.</b>	<b>Pos.</b>	<b>Ht.</b>	<b>Hometown/High School</b>
2	Kyi English	Sr.	G	5-5	East Orange, N.J./East Orange
3	Tessa Brugler	So.	F	6-1	Nazareth, Pa./Nazareth
4	Gia Hayes	Jr.	G	5-8	Maumelle, Ark./eStem High Public Charter School
11	Taylor O'Brien	Fr.	G	5-9	Lafayette Hill, Pa./Plymouth Whitemarsh
12	Marly Walls	Fr.	G	5-8	Bardstown, Ky./Nelson County
13	Rachel Dumiak	Sr.	G	5-11	Carlsbad, Calif./La Costa Canyon
20	Kate Walker	Sr.	G	6-0	Red Oak, Iowa/Red Oak Community
22	Maegan Mikkelsen	Sr.	F	6-4	Woodbridge, Va./Woodbridge
23	Ally Johnson	So.	G	5-10	Fort Michell, Ky./Beechwood
24	Autumn Ceppi	So.	F	6-1	Bedford, Mass./Dana Hall
25	Abby Kapp	So.	G	6-0	Barto, Pa./Boyertown
40	Ellie Mack	Jr.	G	6-3	Paoli, Pa./Conestoga
50	Kaitlyn Slagus	Sr.	F	6-2	Belle Vernon, Pa./Belle Vernon

**WHERE TO CATCH BISON BASKETBALL****On the Radio:**

- Every game, home and away, on WVBU 90.5 FM, unless otherwise noted

**On the Internet (Audio):**

- Bison Sports Network radio broadcast free of charge via BucknellBison.com

**On the Internet (Video):**

- Every non-league home game and every Patriot League contest available free of charge on Bison Vision through the Patriot League Network (PatriotLeague.tv)
- Justin Antweil is the voice of the Bucknell women's basketball team and can be heard at every Bison game, home or away.

**PRONUNCIATION GUIDE**

Tessa Brugler.....Brewgler  
 Autumn Ceppi.....SEP-ee  
 Rachel Dumiak .....DOO-me-ack  
 Kyi English.....Ky  
 Jeanine Radice.....RAH-deese  
 Aaron Roussell .....ruh-SELL  
 Kaitlyn Slagus.....SLAY-gus

**BISON BY STATE**

**Head Coach:** Aaron Roussell (Iowa '01), seventh season

**Assistant Coaches:** Jeanine Radice (Fordham '89), second season

Darren Guensch (Radford '05), first season

Brittany Pinkney (VCU '08), second season

**Manager of Basketball Operations:** Ryland Adkins (Maryland '16), second season

**Athletic Trainer:** Casey Gonzalez (Cal State Fullerton '09)

**Strength & Conditioning Coach:** Matt Baney

**Video Coordinator:** John Studer



**Arkansas**  
Hayes (1)



**California**  
Dumiak (1)



**Iowa**  
Walker (1)



**Kentucky**  
Johnson, Walls (2)



**Massachusetts**  
Ceppi (1)



**New Jersey**  
English (1)



**Pennsylvania**  
Brugler, Kapp,  
Mack, O'Brien,  
Slagus, (5)



**Virginia**  
Mikkelsen (1)



# 2018-19 BUCKNELL WOMEN'S BASKETBALL



**2**  
**KYI ENGLISH**  
SR. - G - 5-5



**3**  
**TESSA BRUGLER**  
SO. - F - 6-1



**4**  
**GIA HAYES**  
JR. - G - 5-8



**11**  
**TAYLOR O'BRIEN**  
FR. - G - 5-9



**12**  
**MARLY WALLS**  
FR. - G - 5-8



**13**  
**RACHEL DUMIAK**  
SR. - G - 5-11



**20**  
**KATE WALKER**  
SR. - G - 6-0



**22**  
**MAEGAN MIKKELSEN**  
SR. - F - 6-4



**23**  
**ALLY JOHNSON**  
SO. - G - 5-10



**24**  
**AUTUMN CEPPI**  
SO. - F - 6-1



**25**  
**ABBY KAPP**  
SO. - G - 6-0



**40**  
**ELLIE MACK**  
JR. - G - 6-3



**50**  
**KAITLYN SLAGUS**  
SR. - F - 6-2



**AARON ROUSSELL**  
HEAD COACH



**JEANINE RADICE**  
ASSISTANT COACH



**DARREN GUENSCH**  
ASSISTANT COACH



**BRITTANY PINKNEY**  
ASSISTANT COACH



**RYLAND ADKINS**  
MGR. BASKETBALL OPS.

STARTERS BY GAME

	Guard	Guard	Guard	Forward	Forward
at Monmouth	English	Walker	Kapp	Mack	Slagus
QUINNIPIAC	English	Walker	Kapp	Mack	Slagus
at Drexel	English	Walker	Kapp	Mack	Slagus
at Syracuse	English	Walker	Kapp	Mack	Slagus
vs. UMass					
vs. Fairfield					
at Brown					
at St. Bona.					
IONA					
RIDER					
YSU					
at Iowa State					
AMERICAN					
BOSTON U.					
at Army					
at Lafayette					
LEHIGH					
at Colgate					
at Loyola					
HOLY CROSS					
at Navy					
at Boston U.					
LAFAYETTE					
at Lehigh					
COLGATE					
LOYOLA					
at Holy Cross					
NAVY					
at American					
ARMY					

WIN/LOSSES BY LINEUP

English, Walker, Kapp, Mack, Slagus..... 2-2 (.500)  
at Monmouth (W), QUINNIPIAC (W), at Drexel (L), at #18 Syracuse (L)

LAST TIME OUT

- Bucknell hung with 18th-ranked Syracuse until the Orange pulled away in the final quarter to get the 70-56 win. The Bison led 42-41 midway through the third quarter.
- The Bison finished with nine 3-pointers, all of which came on their first 18 attempts. **Abby Kapp** hit three and had 11 points, while **Ally Johnson** made two and tallied eight points.
- **Kyi English** had five of the team's 11 steals as Bucknell forced 24 Syracuse turnovers. The Bison have had double-digit steals in three of the first four games.
- Bucknell held Syracuse to 7.7 points below its season average. The Bison held the Orange to their lowest total in their four games this season, which included matchups against No. 3 Oregon and No. 20 Texas A&M.

CAREER HIGHS SET LAST GAME

- Kyi English** — steals (5)
- Abby Kapp** — 3FG attempts (8)

WITH A WIN OVER UMASS, BUCKNELL WOULD...

- improve to 3-2 overall
- improve to 1-0 in the all-time series with the Minutewomen.
- improve to 20-41 all-time against current members of the Atlantic 10.
- improve to 3-3 against the Atlantic 10 under head coach Aaron Roussell.

ABOUT UMASS

- UMass is 3-1 with wins over Sacred Heart (78-61), Central Connecticut (74-59), and UT Rio Grand Valley (74-70), and a loss to Towson (78-53).
- Hailey Leidel had a huge game against UT Rio Grand Valley, going for 28 points and 13 rebounds. She leads the team in both categories, averaging 16.5 points and 8.3 rebounds.
- The Minutewomen were picked ninth out of 14 teams in the Atlantic 10 Preseason Poll.
- Leidel was voted to the Preseason All-Atlantic 10 Second Team.

SERIES HISTORY WITH UMASS

- Bucknell and UMass will play for the first time in program history.

ABOUT FAIRFIELD

- Fairfield is 2-1 with wins over Richmond (58-40) and LIU Brooklyn (71-43), and a loss to Xavier (48-35).
- Entering the tournament, the Stags have hit 27 consecutive free throw attempts, including all 12 in the loss to Xavier.
- Fairfield was picked fifth out of 11 teams in the MAAC Preseason Poll.
- Khadidiatou Diouf was selected to the Preseason All-MAAC Third Team.

SERIES HISTORY WITH FAIRFIELD

- Fairfield beat Bucknell 69-55 in the only meeting between the teams in 1994. That game was played at Fairfield.

ABOUT BROWN

- Brown is 3-2 with wins over Central Connecticut (68-63), New Hampshire (76-70), and Holy Cross (89-85), and losses to Bryant (75-57) and Boston University (72-51).
- Shayna Mehta scored a career-high 34 points on 12-of-20 shooting, including 6-of-9 from beyond the arc, in the win over Holy Cross.
- The Bears were picked fifth out of eight teams in the Ivy League Preseason Poll.

SERIES HISTORY WITH BROWN

- Brown beat Bucknell 83-73 in the only meeting between the teams in 1996.

WHERE DO THEY RANK?

- **Bucknell** is ranked 17th in the latest edition of the CollegeInsider.com Women's Mid-Major Top 25. The Bison finished 94th out of 349 in the final RPI last season.
- **UMass** finished last season 277th in the RPI.
- **Fairfield** is receiving votes in the CollegeInsider.com Women's Mid-Major Top 25. The Stags finished last season 274th in the RPI.
- **Brown** finished last season 172nd in the RPI.

70 IS THE MAGIC NUMBER

- Bucknell is nearly unbeatable when reaching 70 points in a game. The Bison are 62-2 during the Roussell era when scoring at least 70 points.
- The only two losses came to Navy in double overtime in 2014 and Michigan in 2016.
- Bucknell has scored 70-plus points in each of its wins this season.

**PATRIOT LEAGUE****2018-19 PATRIOT LEAGUE STANDINGS**

	<b>League</b>		<b>Overall</b>	
	W-L	Pct.	W-L	Pct.
Lehigh	0-0	---	4-1	.800
Lafayette	0-0	---	3-1	.750
American	0-0	---	2-1	.667
<b>Bucknell</b>	0-0	---	2-2	.500
Boston U.	0-0	---	2-2	.500
Holy Cross	0-0	---	2-2	.500
Navy	0-0	---	1-2	.333
Army	0-0	---	1-3	.250
Colgate	0-0	---	1-3	.250
Loyola	0-0	---	0-4	.000

**RECENT RESULTS****Wednesday, Nov. 21**

Lehigh 65, Binghamton 55  
 Holy Cross 73, Rhode Island 65  
 Air Force 71, Army West Point 60  
 Colgate 67, Canisius 53

**Tuesday, Nov. 20**

Boston University 67, Bryant 65  
 Saint Peter's 62, Lafayette 60

**Monday, Nov. 19**

Denver 83, American 54

**Sunday, Nov. 18**

Brown 89, Holy Cross 85  
 George Mason 64, Colgate 61  
 Syracuse 70, Bucknell 56  
 Norfolk State 65, Navy 58

**Saturday, Nov. 17**

Lafayette 66, Wagner 43  
 William & Mary 65, Loyola (Md.) 49

**UPCOMING SCHEDULE****Friday, Nov. 23**

American at Hawaii, 1 a.m.  
 Lafayette at FAU, Noon  
 UMass vs. Bucknell, 6 p.m.

**Saturday, Nov. 24**

Penn at Navy, 1 p.m.  
 Norfolk State at Lehigh, 2 p.m.  
 Boston College at Loyola (Md.), 2 p.m.  
 Fairfield vs. Bucknell, 4 p.m.  
 Stanford vs. American, 6 p.m.  
 Bradley/Delaware vs. Lafayette, TBA

**Sunday, Nov. 25**

Bucknell at Brown, 1 p.m.  
 North Carolina A&T at Navy, 1 p.m.  
 Loyola (Md.) at Saint Joseph's, 2 p.m.  
 Army West Point at Binghamton, 2 p.m.  
 Columbia at Colgate, 2 p.m.  
 Holy Cross at Albany, 2 p.m.  
 Florida Gulf Coast vs. American, 6 p.m.  
 Charlotte/Liberty vs. Lehigh, TBA

**STREAKS OF NOTE**

**Kyi English** — 57 consecutive starts

**Ellie Mack** — 4 straight games with a block

**Kaitlyn Slagus** — 74 consecutive starts, 5 straight games with a block, 5 straight games with a 3-pointer

**Kate Walker** — 36 consecutive starts, 4 straight games with multiple assists

**SLAGUS HAS CHANCE TO MAKE PROGRAM HISTORY**

- Senior **Kaitlyn Slagus** has a chance to become the first player in program history to reach both the 1,000-point and 1,000-rebound milestones.
- She already ranks 19th in program history with 1,088 career points and ranks ninth with 742 rebounds.

**CONSISTENT SUCCESS**

- Over the past three seasons, Bucknell leads the Patriot League in both overall record (76-26) and league record (48-6).
- Army West Point is second in both overall record (68-28) and league record (38-16) during that stretch, while Navy is third at 65-35 overall and 36-18 in the conference.

**HISTORY AGAINST THE ATLANTIC 10**

- Bucknell is 19-41 all-time against current members of the Atlantic 10. The Bison have played eight of the 14 teams (Davidson, Duquesne, Fordham, George Mason, La Salle, Richmond, Saint Joseph's, and St. Bonaventure).
- The Bison are 2-3 against the Atlantic 10 under head coach Aaron Roussell. Both wins came during the 2016-17 season when they beat Saint Joseph's (64-61) and St. Bonaventure (57-35).

**Bucknell History Against the Atlantic 10**

Opponent	Record	Last Played	Result
Davidson	0-1	12/5/98	L, 95-78
Duquesne	2-3	11/21/89	L, 72-58
Fordham	6-16	12/17/17	L, 71-62
George Mason	5-2	11/14/08	W, 62-51
La Salle	2-5	12/30/03	L, 61-54
Richmond	0-2	11/25/06	L, 58-40
Saint Joseph's	1-4	1/15/17	L, 77-53
St. Bonaventure	3-8	11/21/17	L, 59-48

**Roussell Against the Atlantic 10**

Opponent	Record
Fordham	0-1
Saint Joseph's	1-1
St. Bonaventure	1-1

**HISTORY AGAINST THE MAAC**

- Bucknell is 41-36 against current members of the MAAC.
- The Bison have played all 11 teams in the conference.
- Bucknell has winning records against Canisius (5-4), Monmouth (3-2), Niagara (6-4), Quinnipiac (1-0), Rider (15-9), and Siena (2-0).
- The Bison have won five consecutive games against MAAC teams.
- Bucknell is 10-1 against the MAAC under head coach Aaron Roussell.
- Saturday's game is the third of five against MAAC opponents this season. The Bison beat Monmouth 70-32 and Quinnipiac 75-58 earlier this season.

**Bucknell History Against the MAAC**

Opponent	Record	Last Played	Result
Canisius	5-4	11/26/17	W, 76-57
Fairfield	0-1	12/9/94	L, 69-55
Iona	3-5	12/3/18	W, 60-53
Manhattan	2-2	12/20/16	W, 69-64
Marist	2-6	12/1/07	L, 68-56
Monmouth	3-2	11/6/18	W, 70-32
Niagara	6-4	11/21/12	W, 77-69
Quinnipiac	1-0	11/11/18	W, 75-58
Rider	15-9	11/10/17	W, 76-71
Saint Peter's	2-3	12/22/12	W, 69-62 (OT)
Siena	2-0	12/21/06	W, 79-67



**CAREER DOUBLE-DOUBLES****Kaitlyn Slagus (27)**

at Lafayette (16-11), 3/2/16  
 at Binghamton (17-16), 11/11/16  
 NJIT (22-10), 11/16/16  
 at Elon (20-11), 11/22/16  
 at Akron (13-11), 11/30/16  
 vs. Cleveland State (17-14), 12/18/16  
 vs. Manhattan (16-13), 12/20/16  
 vs. Navy (17-10), 12/30/16  
 vs. American (13-11), 1/5/17  
 at Loyola (14-11), 1/18/17  
 vs. Army West Point (22-13), 1/28/17  
 vs. Loyola (13-13), 2/15/17  
 at Lafayette (19-13), 2/22/17  
 at Rider (14-11), 11/10/17  
 vs. Akron (20-15), 11/12/17  
 vs. Iona (19-12), 12/3/17  
 at Boston University (12-10), 1/2/18  
 vs. Army West Point (16-10), 1/5/18  
 vs. Lehigh (12-10), 2/7/18  
 at Loyola (22-12), 2/14/18  
 vs. Holy Cross (18-10), 2/17/18  
 at Navy (12-13), 2/21/18  
 vs. American (12-17), 2/24/18  
 vs. Holy Cross (15-13), 3/5/18  
 vs. Navy (15-10), 3/8/18  
 at Monmouth (11-10), 11/6/18  
 vs. Quinnipiac (15-14), 11/11/18

**COLLEGEINSIDER.COM MID-MAJOR POLL**

11/13/18 (records at time of poll)

1. Drake (27).....	4-0
2. South Dakota State (1) .....	3-1
3. Buffalo.....	2-1
4. Gonzaga (1).....	4-0
5. Green Bay (1).....	2-1
6. Central Michigan (1).....	2-1
7. Quinnipiac .....	2-1
8. South Dakota.....	3-1
9. Marist.....	3-0
10. James Madison .....	3-0
11. Belmont.....	2-1
12. FGCU.....	3-1
13. Maine.....	2-1
14. Drexel .....	2-1
15. Saint Mary's.....	2-1
16. IUPUI.....	3-0
<b>17. Bucknell.....</b>	<b>2-2</b>
18. Idaho.....	2-1
19. New Mexico State .....	3-0
20. Little Rock .....	2-1
21. Penn.....	3-1
22. Princeton.....	1-3
23. Loyola Marymount .....	2-0
24. Mercer.....	2-2
25. Northeastern .....	3-0

**OTHERS RECEIVING VOTES: American 35,**

Santa Clara 29, Northern Colorado 26, BYU  
 25, Northern Illinois 24, Lamar 16, Miami Ohio  
 15, Gardner-Webb 14, Fairfield 10, Troy 9,  
 Northern Iowa 6, Elon 5, UC Davis 4, CSUN 2,  
 Eastern Michigan 2, North Alabama 1.

**Roussell Against the MAAC**

Opponent	Record
Canisius	2-1
Iona	1-0
Manhattan	2-0
Monmouth	1-0
Niagara	1-0
Quinnipiac	1-0
Rider	1-0
St. Peter's	1-0

**HISTORY AGAINST THE IVY LEAGUE**

- Bucknell is 30-24 all-time against current members of the Ivy League.
- The Bison have played seven of the eight teams in the conference and have winning records against Columbia (3-0) and Cornell (19-5).
- Bucknell is 4-3 against the Ivy League under head coach Aaron Roussell.

**Bucknell History Against the Ivy League**

Opponent	Record	Last Played	Result
Brown	0-1	12/7/96	L, 83-73
Columbia	3-0	11/14/06	W, 71-53
Cornell	19-5	11/29/14	W, 59-51
Harvard	1-2	12/30/01	L, 67-44
Penn	3-5	12/7/13	L, 69-61
Princeton	1-5	11/24/98	L, 61-50
Yale	3-6	12/19/14	W, 73-66

**Roussell Against the Ivy League**

Opponent	Record
Cornell	3-0
Penn	0-2
Yale	1-1

**BISON PICKED FIRST IN PRESEASON PATRIOT LEAGUE POLL**

- For the third straight year Bucknell was picked first in the Patriot League Preseason Poll, receiving 14 of a possible 18 first-place votes.
- It is just the fourth time in program history that Bucknell finished first in the Patriot League Preseason Poll. The Bison were picked first prior to the 2007-08 season and went on to win the Patriot League Tournament and played North Carolina in the NCAA Tournament. They were picked first in 2016-17 and went on to win the Patriot League Tournament before playing Maryland in the NCAA Tournament. They tied for first in the poll last season and finished second.

**Patriot League Preseason Poll****1. Bucknell, 154 points (14 first-place votes)**

- American, 137 (2)
- Loyola (129 (4)
- Lehigh, 91
- Navy, 91
- Holy Cross, 81
- Army West Point, 75
- Lafayette, 63
- Boston University, 56
- Colgate, 23

**TWO BUCKNELL PLAYERS RECEIVE PATRIOT LEAGUE PRESEASON HONORS**

- Seniors Kaitlyn Slagus and Kate Walker were voted as two of the top five players in the conference as they were named to the Preseason All-Patriot League Team.
- Slagus made the Preseason All-Patriot League Team for the second straight year.

**Preseason All-Patriot League**

Lauren Manis, Holy Cross (Preseason Player of the Year)

**Kaitlyn Slagus, Bucknell**

**Kate Walker, Bucknell**

Cecily Carl, American

Stephanie Karcz, Loyola

**BUCKNELL RECORD WHEN...****During Aaron Rousell's seven seasons...**

Leading at halftime:	98-11
Tied at the half:	2-4
Trailing at halftime:	25-53
Shoot 40% or higher:	95-20
Shoot less than 40%:	29-48
Shoot higher % than opp.:	110-16
Shoot lower % than opp.:	15-52
Opp. shoot worse than 40%:	97-22
Opp. shoot 40% or higher:	28-44
Score less than 60 points:	24-48
Score 60-69 points:	39-18
Score 70-79 points:	51-1
Score 80-89 points:	11-0
Score 90-99 points:	0-1
Score 100+ points:	0-0
Opp. score less than 60 pts.:	80-15
Opp. score 60-69 pts.:	33-33
Opp. score 70-79 pts.:	13-10
Opp. score 80-89 points:	0-6
Opp. score 90-99 points:	0-3
Opp. score 100+ points:	0-1
Outrebounded opponent:	117-39
Outrebounded by opponent:	8-27
Fewer turnovers than opp.:	39-4
More turnovers than opp.:	82-60
Make 5 or more 3-pointers:	86-28
Make 4 or fewer 3-pointers:	40-40
Games decided by 5 or fewer:	28-13
Overtime games:	9-3
At Home:	70-18
On Road:	54-48
Games following a loss:	40-26
Games following a win:	84-41
More bench points than opp.:	61-24
Fewer or same bench pts.:	64-44
On Monday:	5-2
On Tuesday:	8-5
On Wednesday:	42-17
On Thursday:	5-6
On Friday:	9-4
On Saturday:	41-23
On Sunday:	15-10
In November:	26-17
In December:	18-13
In January:	39-13
In February:	32-15
In March:	10-9

**2018-19 ACCOLADES****Preseason All-Patriot League**

Kaitlyn Slagus  
Kate Walker

**Bison Athlete of the Week**

Kaitlyn Slagus (11/12)

**DOMINATING THE BOARDS**

- Bucknell has won the rebounding battle in 115 of its past 131 games, including two of the first four games this season.
- The Bison led the Patriot League in rebounding margin in each of the past four seasons and in five of the first six seasons with Aaron Rousell as head coach.

**A LOOK AT THE NON-CONFERENCE SCHEDULE**

- Ten of Bucknell's 12 non-conference opponents have made a national postseason tournament within the past three seasons.

Team	Tournament	Year	Date/Result
Quinnipiac	NCAA	2017, 2018	W, 75-58
Drexel	WNIT	2016, 2017, 2018	L, 64-42
Syracuse	NCAA	2016, 2017, 2018	L, 70-56
Fairfield	WBI	2016	11/24
Brown	WBI	2017	11/25
St. Bonaventure	NCAA	2016	11/29
Iona	NCAA	2016	12/2
Rider	WNIT	2017	12/15
Youngstown State	WBI	2016	12/18
Iowa State	NCAA	2017	12/29

**COMEBACK WINS**

- Over the last five seasons, Bucknell has erased a double-digit deficit on its way to a win 15 times.
- Thirteen of the 15 double-digit comebacks were against Patriot League opponents. Seven of the wins have come on the road.

Date	Opponent	Result	Largest Deficit	Time Left
1/8/14	Lafayette	W, 75-72	13	6:29 (1st half)
1/18/14	Army	W, 56-55	14	13:49 (2nd half)
2/8/14	Holy Cross	W, 82-79	14	10:09 (2nd half)
2/26/14	at Lehigh	W, 82-79	12	9:12 (1st half)
1/3/15	Colgate	W, 77-75 (OT)	11	13:39 (2nd half)
2/18/15	at Loyola	W, 72-61	10	7:35 (1st half)
1/9/16	at Holy Cross	W, 58-51	11	7:40 (2Q)
1/13/16	Lehigh	W, 80-77 (OT)	17	9:07 (4Q)
3/7/16	American	W, 73-65	13	5:48 (2Q)
11/13/16	at Saint Joseph's	W, 64-61	15	7:33 (2Q)
1/5/17	American	W, 73-67 (OT)	11	9:06 (2Q)
2/25/17	at Navy	W, 63-54	19	3:22 (2Q)
3/12/17	Navy	W, 79-71 (OT)	11	5:14 (1Q)
11/10/17	at Rider	W, 76-71	16	9:35 (2Q)
2/14/18	at Loyola	W, 74-69	14	9:47 (3Q)

**OVERTIME WIN STREAK**

- Bucknell has won seven straight overtime games over the last five seasons. Six of the victories came against league opponents.
- The Bison have not played an overtime game since beating Navy in overtime in the championship game of the 2017 Patriot League Tournament.

Date	Opponent	Result	Leading Scorer
11/22/14	Fairleigh Dickinson	W, 61-60 (OT)	Tyler Craig, 14
1/3/15	Colgate	W, 77-75 (OT)	Audrey Dotson, 27
1/14/15	Navy	W, 44-42 (OT)	Claire DeBoer, 16
1/13/16	Lehigh	W, 80-77 (OT)	Claire DeBoer, 23
2/3/16	American	W, 60-54 (OT)	Claire DeBoer, 25
1/5/17	American	W, 73-67 (OT)	DeBoer, Walker, 14
3/12/17	Navy	W, 79-71 (OT)	Claire DeBoer, 30

**BUCKNELL'S SCHOOL-RECORD WIN STREAKS**

- Bucknell had a 12-game winning streak in each of the past two seasons, breaking the school record for consecutive wins during the 2016-17 season and matching it during the 2017-18 season.
- The Bison also had a double-digit winning streak in 2015-16 with 10 straight victories.

**OVERALL SUCCESS AT SOJKA PAVILION**

- The Bison are an incredible 43-5 at Sojka Pavilion over the last five seasons. They are 70-19 at home during Aaron Rousell's tenure as head coach.

**BISON AMONG PL LEADERS****INDIVIDUAL****Kyi English**

Steals..... 4th (2.5)  
Assists ..... 8th (3.3)

**Abby Kapp**

3FG Made ..... 3rd (2.3)

**Ellie Mack**

Blocks ..... 2nd (1.8)

**Kaitlyn Slagus**

Rebounding..... 5th (9.8)  
Blocks ..... 6th (1.0)  
3FG Made ..... 9th (1.8)

**Kate Walker**

Steals..... 8th (2.0)

**TEAM**

Field Goal %..... 2nd (.418)  
Field Goal % Defense ..... 2nd (.336)  
3FG % Defense ..... 2nd (.232)  
3FG Made ..... 2nd (7.5)  
Free Throw %..... 2nd (.833)  
Rebounds Allowed..... 2nd (.345)  
Blocks..... 2nd (4.0)  
Steals..... 2nd (10.0)  
Defensive Rebounds ..... 3rd (27.3)  
Scoring Defense..... 3rd (56.0)  
3FG %..... 3rd (.370)

**BUCKNELL RECORD WHEN...****2018-19 Season**

Leading at halftime: 2-0  
Tied at the half: 0-0  
Trailing at halftime: 0-2  
Shoot 40% or higher: 2-1  
Shoot less than 40%: 0-1  
Shoot higher % than opp.: 2-0  
Shoot lower % than opp.: 0-2  
Opp. shoot worse than 40%: 2-1  
Opp. shoot 40% or higher: 0-1  
Score less than 60 points: 0-2  
Score 60-69 points: 0-0  
Score 70-79 points: 2-0  
Score 80-89 points: 0-0  
Score 90-99 points: 0-0  
Score 100+ points: 0-0  
Opp. score less than 60 pts.: 2-0  
Opp. score 60-69 pts.: 0-1  
Opp. score 70-79 pts.: 0-1  
Opp. score 80-89 points: 0-0  
Opp. score 90-99 points: 0-0  
Opp. score 100+ points: 0-0  
Outrebounded opponent: 2-0  
Outrebounded by opponent: 0-2  
Fewer turnovers than opp.: 1-0  
More turnovers than opp.: 1-2  
Make 5 or more 3-pointers: 2-1  
Make 4 or fewer 3-pointers: 0-1  
Games decided by 5 or fewer: 0-0  
Overtime games: 0-0  
At Home: 1-0  
On Road: 1-2  
Games following a loss: 1-1  
Games following a win: 1-1  
More bench points than opp.: 2-1  
Fewer or same bench pts.: 0-1

**ALL-TIME STARTS**

Name	Career	Streak*	Last Start
Kaitlyn Slagus	89	74	at Syracuse (11/18/18)
Kyi English	80	57	at Syracuse (11/18/18)
Kate Walker	47	36	at Syracuse (11/18/18)
Rachel Dumiak	27	27	at West Virginia (3/15/18)
Abby Kapp	9	4	at Syracuse (11/18/18)
Ellie Mack	4	4	at Syracuse (11/18/18)
Gia Hayes	2	0	MANHATTAN (12/20/16)
Tessa Brugler	0	0	---
Autumn Ceppi	0	0	---
Ally Johnson	0	0	---
Maegan Mikkelsen	0	0	---
Taylor O'Brien			
Marly Walls			

\*Includes previous seasons

**THE LAST TIME...****A Bucknell Individual:**

Scored 40 or more points: ..... Molly Creamer, 44 at Lafayette, 2/21/03  
Scored 30 or more points: ..... Jacquie Klotz, 33 at Manhattan, 11/21/15  
Made 15 FGs: ..... Molly Creamer, 16 at Lafayette, 2/21/03  
Made 8 3PT FGs: ..... Trisha Krewson, 8 vs. Lycoming, 12/30/09  
Made 7 3PT FGs: ..... Trisha Krewson, 7 at Buffalo, 1/3/10  
Made 15+ FTs: ..... Shelby Romine, 19 at Colgate, 1/22/11  
Made 10+ FTs: ..... Kyi English, 10 at Iona, 12/3/17  
Had 25+ rebounds: ..... Bobbi Castens, 28 vs. Mansfield, 2/24/77  
Had 20+ rebounds: ..... Desire Almind, 20 vs. Colgate, 3/7/04  
Had 15+ rebounds: ..... Kaitlyn Slagus, 15 vs. Akron, 11/12/17  
Had 10+ rebounds: ..... Kaitlyn Slagus, 14 vs. Quinnipiac, 11/11/18  
Had 10+ assists: ..... Shelby Romine, 10 vs. Binghamton, 11/14/13  
Had 5+ blocks: ..... Sune Swart, 5 vs. Navy, 3/12/17  
Had 10+ steals: ..... Karin Wegener, 12 vs. Gettysburg, 1/29/79  
Had 8+ steals: ..... Lauren Schober, 9 vs. Colgate, 2/21/09  
Had 5+ steals: ..... Kate Walker, 5 at Monmouth, 11/6/18  
Played 40+ minutes: ..... Megan McGurk (44), Claire DeBoer (42) vs. Navy, 3/12/17  
Played 40 minutes: ..... Megan McGurk (44), Claire DeBoer (42) vs. Navy, 3/12/17  
Had a double-double: ..... Kaitlyn Slagus (15 points, 14 rebounds) vs. Quinnipiac, 11/11/18

**A Bucknell Team:**

Won in overtime: ..... 79-71 (OT) vs. Navy, 3/12/17  
Lost in overtime: ..... 94-92 (2OT) vs. Navy, 1/15/14  
Played more than one overtime: ..... 94-92 vs. Navy, 1/15/14 (2OT)  
Scored 100 points: ..... 100 vs. Canisius, 11/27/02  
Scored 90 points: ..... 92 vs. Navy, 1/15/14  
Scored less than 50 points: ..... 42 at Drexel, 11/15/18  
Scored less than 40 points: ..... 39 at Pitt, 12/20/17  
Scored 50+ in a half: ..... 50 (1st) vs. Binghamton, 11/14/13  
Gave up 100 points: ..... 100 vs. Bowling Green, 12/3/03  
Gave up less than 50 points: ..... 32 at Monmouth, 11/6/18  
Gave up less than 40 points: ..... 32 at Monmouth, 11/6/18  
Shot over 60% FG: ..... 600 (30-50) vs. Drexel, 12/27/16  
Shot under 30% FG: ..... .283 (17-60) vs. Boston University, 2/2/14  
Held opponent under 30% FG: ..... .211 (12-57) at Monmouth, 11/6/18  
Made 40+ FG: ..... 41 vs. Colgate, 2/16/02  
Made 10+ 3PT FG: ..... 10 at Colgate, 2/10/18  
Did not make a 3PT: ..... at Virginia Tech, 11/17/13  
Attempted 40 FT: ..... 40 vs. Holy Cross, 3/5/04  
Made 35 FT: ..... 35 vs. Holy Cross, 3/5/04  
Had 60+ rebounds: ..... 62 vs. UMBC, 12/9/14  
Had 50+ rebounds: ..... 52 vs. Army West Point, 1/5/18  
Had 25+ assists: ..... 28 vs. Iona, 1/3/05  
Committed less than 10 turnovers: ..... 8 vs. Loyola, 3/11/16  
Committed 25+ turnovers: ..... 31 at Syracuse, 11/18/18  
Forced 30+ turnovers: ..... 31 at Syracuse, 11/18/18  
Had 20+ steals: ..... 20 vs. Colgate, 2/21/09  
Had 10+ blocks: ..... 10 vs. Delaware, 12/20/15  
Three players had 20 points: ..... DeBoer, (22), Slagus (21), Klotz (20) vs. Army, 1/2/16  
Two players had 20 points: ..... Walker (22), DeBoer (20) at Boston U., 1/21/17  
Five players had 10+ points: ..... Slagus (15), Walker (13), English (12), Mack (11), Walls (10) vs. Quinnipiac, 11/11/18  
Two players had double-doubles: ..... Claire DeBoer and Kaitlyn Slagus vs. Loyola, 2/15/17



## BUCKNELL/OPPONENT TEAM HIGHS/LOWS

BUCKNELL				OPPONENT	
Points, 1st Half	High	38	2x, last vs. Quinnipiac (11/11/18)	37	vs. Quinnipiac (11/11/18)
	Low	18	at Drexel (11/15/18)	17	at Monmouth (11/11/18)
Points, 2nd Half	High	37	at Monmouth (11/11/18)	39	at Drexel (11/15/18)
	Low	13	at Drexel (11/15/18)	15	at Monmouth (11/11/18)
Total Points	High	75	vs. Quinnipiac (11/11/18)	70	at Syracuse (11/18/18)
	Low	42	at Drexel (11/15/18)	32	at Monmouth (11/6/18)
FG Made	High	26	at Monmouth (11/6/18)	24	at Syracuse (11/18/18)
	Low	16	at Drexel (11/15/18)	12	at Monmouth (11/6/18)
FG Attempted	High	52	at Monmouth (11/6/18)	64	vs. Quinnipiac (11/11/18)
	Low	48	at Drexel (11/15/18)	57	at Monmouth (11/6/18)
FG Percentage	High	.500	at Monmouth (11/6/18)	.429	at Syracuse (11/18/18)
	Low	.333	at Drexel (11/15/18)	.211	at Monmouth (11/6/18)
3-Pt. FG Made	High	9	2x, last at Syracuse (11/18/18)	6	at Syracuse (11/18/18)
	Low	4	at Drexel (11/15/18)	1	at Monmouth (11/6/18)
3-Pt. FG Attempted	High	26	at Syracuse (11/18/18)	21	vs. Quinnipiac (11/11/18)
	Low	17	at Monmouth (11/6/18)	11	at Monmouth (11/6/18)
3-Pt. FG Percentage	High	.471	at Monmouth (11/6/18)	.300	at Syracuse (11/18/18)
	Low	.222	at Drexel (11/15/18)	.091	at Monmouth (11/6/18)
FT Made	High	22	vs. Quinnipiac (11/11/18)	16	2x, last at Syracuse (11/18/18)
	Low	6	at Drexel (11/15/18)	7	at Monmouth (11/6/18)
FT Attempted	High	26	vs. Quinnipiac (11/11/18)	23	at Drexel (11/15/18)
	Low	8	2x, last at Syracuse (11/18/18)	11	at Monmouth (11/6/18)
FT Percentage	High	.875	at Syracuse (11/18/18)	.763	at Syracuse (11/18/18)
	Low	.750	at Drexel (11/15/18)	.636	at Monmouth (11/6/18))
Offensive Rebounds	High	13	at Monmouth (11/6/18)	17	at Drexel (11/15/18)
	Low	7	vs. Quinnipiac (11/11/18)	9	vs. Quinnipiac (11/11/18)
Defensive Rebounds	High	33	vs. Quinnipiac (11/11/18)	24	vs. Quinnipiac (11/11/18)
	Low	20	at Syracuse (11/18/18)	14	at Monmouth (11/6/18)
Total Rebounds	High	43	at Monmouth (11/6/18)	40	at Drexel (11/15/18)
	Low	30	at Syracuse (11/18/18)	30	at Monmouth (11/6/18)
Turnovers	High	31	at Syracuse (11/18/18)	24	at Syracuse (11/18/18)
	Low	16	vs. Quinnipiac (11/11/18)	7	at Drexel (11/15/18)
Personal Fouls	High	24	at Drexel (11/15/18)	24	vs. Quinnipiac (11/11/18)
	Low	16	at Monmouth (11/6/18)	8	at Drexel (11/15/18)
Assists	High	15	at Monmouth (11/6/18)	14	2x, last at Drexel (11/18/18)
Blocked Shots	High	5	at Syracuse (11/18/18)	4	at Syracuse (11/18/18)
Steals	High	15	at Monmouth (11/6/18)	17	at Syracuse (11/18/18)

## INDIVIDUAL BUCKNELL/OPPONENT HIGHS

BUCKNELL			OPPONENT	
Points	15	Kaitlyn Slagus (vs. Quinnipiac, 11/11/18)	20	Bailey Greenberg, Drexel (11/15/18)
Rebounds	14	Kaitlyn Slagus (vs. Quinnipiac, 11/11/18)	9	Two times
Assists	8	Kyi English (vs. Quinnipiac, 11/11/18)	4	Two times
Blocked Shots	2	Ellie Mack, three times	2	Erica Balman, Monmouth (11/6/18)
Steals	5	Twice (Walker, English)	5	Rosa Graham, Monmouth (11/6/18)
FG Made	4	Five times	7	Two times
3FG Made	3	Three times	2	Four times
FT Made	6	Marly Walls (vs. Quinnipiac, 11/11/18)	7	Niki Metzel, Drexel (11/15/18)



## AARON ROUSSELL

### HEAD COACH • SEVENTH SEASON AT BUCKNELL • IOWA '01

The turnaround during Aaron Roussell's time with the Bucknell women's basketball program has been nothing short of remarkable. Since taking over a team that went 5-25 the season before his arrival to Lewisburg, Roussell has guided the Bison to the most successful stretch in program history, capped by three straight national postseason appearances.

Highlighting Roussell's six-year run with the Bison is the 2017 Patriot League title and the team's first appearance in the NCAA Tournament since 2008. Sandwiched around that spectacular season were two appearances in the WNIT (2016 and 2018), including the Patriot League's first ever WNIT win when the Bison beat Akron in the opening round of the 2016 tournament. Bucknell went 74-24 overall during those three seasons. All three came to an end with a loss to a team from a Power Five conference (Michigan, Maryland, West Virginia).

Roussell, who will enter the 2018-19 season with a career record of 284-116 and a Bucknell record of 123-66, has won two Patriot League Coach of the Year honors. The most recent (2017) was the most successful season in school history as the team

posted a 27-6 record, won a Patriot League regular season title, won a Patriot League Tournament title, and had a matchup with No. 3 seed and third-ranked nationally Maryland as the No. 14 seed in the NCAA Tournament.

Under Roussell's direction, Bucknell has won four major conference awards, with Claire DeBoer being the most recent. She was voted as the unanimous 2017 Patriot League Player of the Year and went on to be named the Patriot League Tournament MVP after recording a double-double of 30 points and 10 rebounds in an overtime win over Navy in the championship game. In all, eight players have combined for 13 All-Patriot League honors during Roussell's six seasons. Additionally, the team has had six Academic All-Patriot League citations, three Patriot League Rookie of the Year awards, six All-Rookie honorees, and one PL All-Defensive player.

The 2016-17 season was an encore to a 2015-16 season that saw Bucknell go 25-8 overall and share the Patriot League regular season title with a 17-1 record. The Bison went on to register the first WNIT win in league history with a 74-71 victory at Akron in the first round. They made a return trip to the WNIT in 2018, finishing off a 22-10 season with a loss to West Virginia in the opening round.

Bucknell has been the best team in league play over the past three seasons and it's not even close. The Bison are 48-6 in the conference during that stretch, while Army West Point has the next best record at 38-16. Every team in the conference has had at least nine league losses in a single season at some point over the past three years.

The turnaround was immediate for Bucknell under Roussell. He lifted the Bison from a five-win outing in 2011-12 to a 15-16 overall record and a 5-9 mark in Patriot League action during his debut season. His 15 wins set a Bucknell women's basketball record for victories in a coach's rookie season, and his work with the Bison was recognized nationally, as he was named a

finalist for the WBCA Spalding Maggie Dixon Division I Rookie Coach of the Year award.

Bucknell's ascent continued in Roussell's second season at the helm, as the Bison finished 16-14 overall, 11-7 in the Patriot League and 10-4 at Sojka Pavilion. Bucknell earned the No. 4 seed for the Patriot League Tournament and hosted a quarterfinal game in Sojka for the first time. The Bison then went on to accept a bid to the Women's Basketball Invitational postseason tournament for the first time.

Bucknell's improvement mirrored that of the conference as a whole in 2014-15, but the Bison were again able to finish in the top half of the league standings and grabbed the No. 4 seed for the conference tournament for the second consecutive year. The team finished 18-12, the program's highest win total in eight years, and was above .500 at 10-8 in one of the most competitive seasons from top to bottom in league history.

Much of the Bison's success during Roussell's tenure has been a result of his ability to quickly develop talent and meld it with the team's veteran players. They won three straight Patriot League Rookie of the Year awards, with DeBoer receiving the honor in 2014, Jacquie Klotz in 2015 and Kaitlyn Slagus in 2016.

DeBoer developed into the best all-around player in the Patriot League. At the conclusion of her career, she ranked third in program history in points, third in rebounds, and ninth in assists. She is the only player to currently rank in the top 10 in all three categories and is the only player with at least 1,600 points and 800 rebounds.

#### FAST FACTS

##### PERSONAL:

**Hometown:** Plymouth, Minn.

**Education:** B.A., Journalism/Mass Comm. and Political Science  
Iowa, 2001  
M.A., Sports Administration  
Minnesota State University, Mankato, 2004

**Family:** wife (Molly), son (Riley, 8), daughter (Kelsey, 4),  
daughter (Kendall, 1)

**Career Coaching Record:** 286-118 (.708)

**Bucknell Coaching Record:** 125-68 (.648)

##### Bucknell Highlights

- Two-time Patriot League Coach of the Year
- Program record for wins in a season (27-6 in 2016-17)
- First Patriot League title and NCAA appearance (2017) since 2008
- First WNIT victory in Patriot League history (2016)
- Three straight national postseason appearances (NCAA - 2017, WNIT - 2016 and 2018)
- 48-6 record in league play over past three seasons (2016-18)
- Program-record 12-game winning streak (twice, 2016-17 and 2017-18)
- Program-record 29-game home winning streak
- Most wins over a five-year span in program history at 108-50 (2013-18)
- Three straight 20-win seasons (2016-18)
- Guided Claire DeBoer to 2017 Patriot League Player of the Year and Tournament MVP honors
- Three players named Patriot League Rookie of the Year

#### ALL-TIME BISON COACHING RECORDS

Name	At Bucknell	W	L	Pct.
Barbara Testa	1973-76 (3)	11	13	.458
Rebecca Carr	1976-80 (4)	31	30	.508
Terrie Grieb	1980-81 (1)	7	12	.368
Karen Harden	1981-83 (2)	13	36	.265
Cindy Connelley	1983-84 (1)	9	17	.346
Lori Howard	1984-91 (7)	77	116	.399
Juliene Simpson	1991-97 (6)	65	98	.399
Kathy Fedorjaka	1997-2012 (15)	209	211	.498
Bill Broderick	2012*	3	10	.231
Aaron Roussell	2012-present	125	68	.648
<b>Bucknell Totals</b>	<b>1973-2017 (46)</b>	<b>550</b>	<b>611</b>	<b>.474</b>

\*Coached final 13 games of the 2011-12 season

Prior to his time in Lewisburg, Roussell spent eight years as the head coach at the University of Chicago, where he compiled a 161-50 (.763) record, including a 52-5 mark with a 43-game regular-season winning streak over his last two seasons with the program. Roussell logged the most victories and highest winning percentage of any women's basketball coach in Chicago's 41-year history, while guiding the Maroons to their only three University Athletic Association outright championships. Two of those came in his final two years in Chicago, both on perfect 14-0 league records. Roussell's teams also made four NCAA Division III Tournament appearances during his tenure, advancing to the Elite Eight once and to the Sweet Sixteen on three occasions.

In addition to their success on the hardwood, Roussell's teams at the University of Chicago, one of the most prestigious academic institutions in the nation, also excelled in the classroom. His 2010-11 team combined for a 3.36 grade-point average and, at the culmination of the 2011-12 season, Taylor Simpson was awarded the Jostens Trophy, given to the most outstanding Division III women's basketball student-athlete and determined by basketball ability, academic success and community service.

Prior to Roussell's arrival at Chicago in September of 2004, the Maroons had never appeared in the national rankings, but they were listed in the ESPN/WBCA and D3hoops.com top-25 polls in each of the last seven years under his tutelage. The program was ranked No. 1 in the nation in the ESPN/WBCA Coaches' Poll in 2006-07, and in 2011-12, his last season with the program, the team was ranked No. 2 for most of the

campaign. Roussell was named the UAA Coach of the Year in 2008, 2011 and 2012, and he was selected as the WBCA Regional Coach of the Year in 2011 and 2012.

Roussell coached six of the 10 1,000-point scorers in program history while at Chicago, mentored 15 different all-conference performers in eight seasons and had players earn All-America honors in 2005, 2011 and 2012. His teams posted a higher victory total than the previous season in seven of his eight years at the helm of the program.

In addition to his coaching duties, Roussell was an assistant professor at Chicago and taught four credits of activities classes per year. He was also a member of the athletic department's promotions team and personnel committee, and he served on the university's Community Service and Student Leadership awards committees.

A 2001 graduate of the University of Iowa, Roussell double-majored in journalism/mass communications and political science. In 2002 he began a two-year stint as a graduate assistant women's basketball coach at Minnesota State, completing a master's degree in sports administration while honing his coaching skills.

His first coaching experience came at the high school level, as he served as the boys' varsity assistant coach and head JV coach at Breck High School in Minneapolis, Minn. for the 2001-02 season.

Roussell and his wife, Molly, have an eight-year-old son, Riley, a four-year old daughter, Kelsey, and a one-year old daughter, Kendall.



### PATRIOT LEAGUE COACHES

#### CAREER WINS

Name, School	Years	W	L	Pct.
Bill Gibbons, Holy Cross	34	604	403	.600
Stefanie Pemper, Navy	21	433	172	.716
Sue Troyan, Lehigh	24	366	324	.530
<b>Aaron Roussell, Bucknell</b>	<b>15</b>	<b>286</b>	<b>118</b>	<b>.708</b>
Dave Magarity*, Army West Point	13	238	134	.640
Bill Cleary, Colgate	16	238	200	.543
Joe Logan, Loyola	14	169	231	.423
Megan Gebbia, American	6	97	66	.595
Kia Damon-Olson, Lafayette	2	14	20	.412
Marisa Moseley, Boston University	1	2	2	.500

#### PATRIOT LEAGUE WINS

Name, School	Years	W	L	Pct.
Bill Gibbons, Holy Cross	29	271	127	.681
Sue Troyan, Lehigh	24	178	152	.539
Dave Magarity, Army West Point	13	125	63	.664
Stefanie Pemper, Navy	11	106	54	.663
<b>Aaron Roussell, Bucknell</b>	<b>7</b>	<b>74</b>	<b>30</b>	<b>.712</b>
Megan Gebbia, American	6	62	28	.689
Joe Logan, Loyola	6	30	60	.333
Bill Cleary, Colgate	3	9	27	.250
Kia Damon, Lafayette	2	7	11	.389
Marisa Moseley, Boston University	1	0	0	---

\* posted 313-334 record in 23 years as men's head coach



**AARON ROUSSELL YEAR-BY-YEAR COACHING RECORDS**

Season	School	Overall	Conference	Place	Postseason
2004-05	UChicago	16-9 (.640)	9-5 (.643)	4th	---
2005-06	UChicago	17-8 (.680)	6-8 (.429)	5th	---
2006-07	UChicago	18-7 (.720)	7-7 (.500)	5th	---
2007-08	UChicago	22-6 (.786)	11-3 (.786)	1st	NCAA Sweet 16
2008-09	UChicago	17-8 (.680)	8-6 (.571)	4th	---
2009-10	UChicago	19-7 (.731)	11-3 (.786)	2nd	NCAA 1st Round
2010-11	UChicago	15-4 (.862)	14-0 (1.000)	1st	NCAA Elite 8
2011-12	UChicago	27-1 (.964)	14-0 (1.000)	1st	NCAA Sweet 16
<b>2012-13</b>	<b>Bucknell</b>	<b>15-16 (.464)</b>	<b>5-9 (.357)</b>	<b>6th</b>	---
<b>2013-14</b>	<b>Bucknell</b>	<b>16-14 (.533)</b>	<b>11-7 (.611)</b>	<b>4th</b>	<b>WBI 1st Round</b>
<b>2014-15</b>	<b>Bucknell</b>	<b>18-12 (.600)</b>	<b>10-8 (.556)</b>	<b>4th</b>	---
<b>2015-16</b>	<b>Bucknell</b>	<b>25-8 (.758)</b>	<b>17-1 (.944)</b>	<b>t-1st</b>	<b>WNIT 2nd Round</b>
<b>2016-17</b>	<b>Bucknell</b>	<b>27-6 (.818)</b>	<b>16-2 (.889)</b>	<b>1st</b>	<b>NCAA 1st Round</b>
<b>2017-18</b>	<b>Bucknell</b>	<b>22-10 (.688)</b>	<b>15-3 (.833)</b>	<b>2nd</b>	<b>WNIT 1st Round</b>
<b>2018-19</b>	<b>Bucknell</b>	<b>2-2 (.500)</b>	---	---	---

**15 seasons 286-118 (.708)**

UChicago 161-50 (.767)

Bucknell 125-68 (.648)

- UAA Coach of the Year in 2008, 2011, 2012
- WBCA Regional Coach of the Year in 2011, 2012
- Patriot League Coach of the Year in 2016, 2017

**BUCKNELL RANKS IN PL UNDER ROUSSELL****(7 seasons)****Wins**

1.	Army West Point	139
2.	Navy	127
<b>3.</b>	<b>Bucknell</b>	<b>125</b>
4.	American	112
5.	Lehigh	93
6.	Holy Cross	89
7.	Lafayette	63
8.	Colgate	52
9.	Loyola (Md.)	48
10.	Boston U.	46

**Win Percentage**

1.	Army West Point	.720
<b>2.</b>	<b>Bucknell</b>	<b>.648</b>
2.	Navy	.648
4.	American	.583
5.	Lehigh	.495
6.	Holy Cross	.466
7.	Lafayette	.339
8.	Loyola (Md.)	.306
9.	Boston U.	.295
10.	Colgate	.281

**ROUSSELL IN BUCKNELL RECORD BOOK****Wins**

1.	Kathy Fedorjaka	209	1997-2012
<b>2.</b>	<b>Aaron Rousell</b>	<b>125</b>	<b>2012-pres.</b>
3.	Lori Howard	77	1984-91
4.	Julienne Simpson	65	1991-97
5.	Rebecca Carr	31	1976-80

**Win Percentage**

<b>1.</b>	<b>Aaron Rousell</b>	<b>.648</b>	<b>125-68</b>
2.	Rebecca Carr	.508	31-30
3.	Kathy Fedorjaka	.498	209-211
4.	Barbara Testa	.458	11-13
5.	Lori Howard	.399	77-116

**Patriot League Wins**

1.	Kathy Fedorjaka	111	1997-2012
<b>2.</b>	<b>Aaron Rousell</b>	<b>74</b>	<b>2012-pres.</b>
3.	Julienne Simpson	38	1991-97
4.	Lori Howard	1	1990-91

**Patriot League Win Percentage**

<b>1.</b>	<b>Aaron Rousell</b>	<b>.712</b>	<b>74-30</b>
2.	Kathy Fedorjaka	.550	111-91
3.	Julienne Simpson	.475	38-42
4.	Lori Howard	.083	1-11

**Patriot League Regular Season Titles**

<b>1.</b>	<b>Aaron Rousell</b>	<b>2</b>	<b>2012-pres.</b>
2.	Julienne Simpson	1	1991-97
	Kathy Fedorjaka	1	1997-2012

**Patriot League Tournament Titles**

1.	Kathy Fedorjaka	2	1997-2012
<b>2.</b>	<b>Aaron Rousell</b>	<b>1</b>	<b>2012-pres.</b>

**BUCKNELL PL STAT RANKS UNDER ROUSSELL****Rebounding Margin**

2012-13	first	+5.9
2013-14	sixth	+1.1
2014-15	first	+8.2
2015-16	first	+8.1
2016-17	first	+7.4
2017-18	first	+7.6

**Free Throw Percentage**

2012-13	third	.705
2013-14	first	.735
2014-15	first	.740
2015-16	fourth	.719
2016-17	first	.760
2017-18	first	.747

**Scoring Offense**

2012-13	sixth	56.0
2013-14	fourth	66.8
2014-15	fourth	61.1
2015-16	third	66.1
2016-17	first	67.4
2017-18	fourth	63.2

**Scoring Defense**

2012-13	fourth	57.0
2013-14	eighth	68.7
2014-15	fourth	57.9
2015-16	fifth	59.9
2016-17	second	59.0
2017-18	third	58.2

**Scoring Margin**

2012-13	fifth	-1.0
2013-14	sixth	-1.8
2014-15	fourth	+3.2
2015-16	second	+6.1
2016-17	second	+8.4
2017-18	third	+5.0

**Patriot League Wins**

1.	Army West Point	77
<b>2.</b>	<b>Bucknell</b>	<b>74</b>
3.	Navy	72
4.	American	70
5.	Holy Cross	52
6.	Lehigh	44
7.	Loyola (Md.)	31
8.	Lafayette	30
9.	Colgate	28
	Boston U.	28

**Patriot League Win Percentage**

1.	Army West Point	.740
<b>2.</b>	<b>Bucknell</b>	<b>.712</b>
3.	Navy	.692
4.	American	.673
5.	Holy Cross	.500
6.	Lehigh	.423
7.	Loyola (Md.)	.344
8.	Boston U.	.311
9.	Lafayette	.288
10.	Colgate	.269

**Patriot League Tournament Game Wins**

1.	American	9
	Army West Point	9
	Navy	9
<b>4.</b>	<b>Bucknell</b>	<b>6</b>
5.	Holy Cross	4
	Lehigh	4
7.	Colgate	3
	Loyola (Md.)	3
9.	Lafayette	2
10.	Boston U.	1



## JEANINE RADICE

**ASST. COACH/RECRUITING COORD. • SECOND SEASON AT BUCKNELL • FORDHAM '89**

Jeanine Radice is set for her second season as an assistant coach on the Bucknell women's basketball staff, continuing her work with the guards and as the team's recruiting coordinator. She has 28 years of experience at the Division I level, including six appearances in the NCAA Tournament and eight in the WNIT.

The most recent WNIT appearance of Radice's career came last year in her first season as a Bucknell assistant coach. She helped guide the Bison to a 22-10 overall record, 15-3 mark in the Patriot League, and a spot in the WNIT, where they took on West Virginia in the opening round.

The Bison had three players earn All-Patriot League honors following the 2017-18 season, including a pair of guards. Junior Kate Walker was a First Team selection, while junior Kyi English earned a spot on the Third Team. Additionally, freshman guard Abby Kapp made the Patriot League All-Rookie Team.

Before Bucknell, Radice spent 21 seasons as an assistant coach at Delaware, helping the Blue Hens accumulate 408 wins, a .632 winning percentage, four NCAA Tournament berths, and seven appearances in the

WNIT. During a two-season stretch from 2011-13, Delaware went undefeated in the Colonial Athletic Association and posted an overall record of 63-6. Both seasons culminated with appearances in the NCAA Tournament.

The 2012-13 season was one of the greatest in the history of Delaware women's basketball. The team set a program record for wins in a season, going 32-4 on its way to a No. 6 seed in the NCAA Tournament. The Blue Hens opened with a 66-53 win over No. 11 West Virginia and followed that with a 78-69 upset win over No. 3 North Carolina to advance to the Sweet 16 for the first time in program history.


The memorable 2012-13 season came just one year after Delaware went 31-2. The Blue Hens made school history at the end of that season with a 73-42 win over Arkansas Little Rock in the opening round of the NCAA Tournament. It was the first ever postseason win by a women's basketball or men's basketball team at Delaware.

Prior to Delaware, Radice was an assistant coach at Seton Hall for two seasons. She helped guide the Pirates to back-to-back NCAA Tournament berths in 1994 and 1995. Radice also spent two seasons as an assistant coach at Marist.

Radice earned a Bachelor's degree in psychology from Fordham in 1989 and went on to earn a Master's degree in education at her alma mater in 1990.

A two-sport star in women's basketball and cross country for the Rams, Radice was inducted into the Fordham Athletics Hall of Fame in 1995. She was the 1989 MAAC Women's Basketball Player of the Year and the 1985 Rookie of the Year. A three-time First Team All-MAAC selection, Radice ranks second in program history in scoring with 2,417 career points and is the record holder in scoring average (21.8), 3-point field goal percentage (.475), and free throw percentage (.851).

Radice is a native of Staten Island, N.Y.



## DARREN GUENSCH

**ASSISTANT COACH • FIRST SEASON AT BUCKNELL • RADFORD '05**

Darren Guensch is set for his first season as an assistant coach on the Bison women's basketball staff in 2018-19. He brings eight years of Division I coaching experience, including the past two seasons at East Carolina, in addition to four seasons in the role of director of basketball operations.

Guensch spent the past two seasons as an assistant coach/recruiting coordinator at East Carolina, where he helped the Pirates to the largest turnaround in the American Athletic Conference with a five-win improvement in league play from the 2016-17 season to the 2017-18 season. The 2017 recruiting class played a large part in that turnaround, accounting for 67 percent of the team's points and 54 percent of its rebounds.

Prior to his time at East Carolina, Guensch spent six seasons as an assistant coach at three different Division I schools – College of Charleston (2014-16), UNCG (2012-14), and VCU (2010-12). He also held the title of recruiting coordinator at both College of Charleston and UNCG.

Guensch mentored multiple players to major conference awards while at College of Charleston and UNCG.

Breanna Bolden was a two-time Colonial Athletic Association (CAA) Defensive Player of the Year and two-time All-CAA player for the Cougars, while Lucy Mason was the Southern Conference Freshman of the Year while Guensch was on staff and later went on to become the first CoSIDA Academic All-American in program history.

Guensch began his collegiate coaching career at VCU, where he spent the first two seasons as the director of basketball operations before being promoted to the coaching staff. The Rams went 86-47 during his four seasons with the team and qualified for four national postseason tournaments. They made their first ever NCAA Tournament in 2009 and followed that with three straight appearances in the WNIT. The Rams advanced to the WNIT Third Round in 2010 and 2012.

At VCU, Guensch was responsible for the player development of two CAA All-Rookie Team players and one two-time All-CAA guard.

Prior to his four years at VCU, Guensch served as the director of basketball operations for two seasons at George Mason. Before that he spent one season as an assistant coach for the Loudoun County High School girls basketball team.

Guensch graduated from Radford in 2005 with a bachelor's degree in exercise, sport and health education before earning a master's degree in the same discipline at George Mason in 2012. He married his wife, Devon, in 2007 and the couple welcomed their first child, Miles, in 2011 and their second, Layna, in 2016.



## **BRITTANY PINKNEY**

### **ASSISTANT COACH • SECOND SEASON AT BUCKNELL • VCU '08**

Brittany Pinkney is set to begin her second season as an assistant coach on the Bucknell women's basketball team. Pinkney, who spent the previous four seasons as an assistant at Mount St. Mary's, was the director of operations for the Bison in head coach Aaron Roussell's first season in Lewisburg in 2012-13.

Pinkney works with Bucknell's guards, a position group that had two representatives on the 2017-18 All-Patriot League Teams. Kate Walker showed drastic improvement while earning a spot on the First Team, and Kyi English was a Third Team selection. This came after a season in which the Bison went 22-10 overall, 15-10 in the Patriot League, earned an automatic bid to the WNIT.

During Pinkney's time at Mount St. Mary's, the Mountaineers racked up 48 wins, including 36 in league play. The team had three All-NEC selections during those four seasons, including two that were recruited by Pinkney. Two players reached 1,000 career points.

Pinkney's first season with The Mount resulted in a 19-14 record and the team's first ever appearance in the WNIT. The Mountaineers went 13-5 in the Northeast Conference that season.

Prior to joining Roussell's staff at Bucknell in 2012-13, Pinkney began her coaching career as a graduate assistant at Division III Salisbury. The Seagulls had a six-win improvement in her second season with the team, including a five-win turnaround in league play.

Pinkney was a four-year member of the VCU women's basketball team (2004-08) and served as a team captain her senior season. Following graduation, Pinkney went on to play professionally in the Extraliga League Women's Basketball in Rožňava, Slovakia from 2008-10.

Pinkney earned a degree in recreational parks and sport management from VCU in 2008. She added a master's in education at Salisbury in 2012.



## **RYLAND ADKINS**

### **MANAGER OF OPERATIONS • SECOND SEASON AT BUCKNELL • MARYLAND '16**

Ryland Adkins is set to begin her second season as the manager of basketball operations for Bucknell women's basketball.

In her first season with the Bison, the team earned an automatic bid to the WNIT while going 22-10 overall and 15-3 in the Patriot League.

Adkins joined the Bucknell staff after spending one season as the director of basketball operations at Furman. She worked with a Paladins team that finished in a tie for fourth in the Southern Conference.

Prior to Furman, Adkins worked integral roles for a highly successful Maryland team for five seasons, working as a student manager and then an intern for the director of operations following her graduation. During that time, the Terrapins won an ACC title, a Big Ten regular season title, a Big Ten Tournament title, and appeared in the NCAA Final Four twice.

Adkins earned a bachelor's degree in family science from Maryland in 2016. In addition to her work with women's basketball, she has spent time as the assistant director for the Magnolia Elementary Playground

Camp and as an intern teach assistant at St. Jerome Child Center.

## **JOHN STUDER**

### **VIDEO COORDINATOR • FIRST SEASON AT BUCKNELL • ILLINOIS '81**

John Studer joined the Bucknell women's basketball staff as a video coordinator prior to the 2018-19 season and brought with him 15 years of basketball-related experience.

For the past 15 years Studer served in various roles for the Mid-Penn Motion AAU Basketball Club. He was the vice president of the company from 2012-2017 and was a board member for the organization from 2003-2017. His main responsibility in those roles was to oversee strategy, direction, operations, and finances of the 25-team, non-profit AAU club.

Studer also served in an administrative role as the commissioner of girls basketball for Mid-Penn Motion from 2007-17. Additionally, he had multiple coaching jobs in the organization, working as the National College Showcase head coach from 2012-17 and the National Elite coach from 2003-11. Studer coached numerous Division I players in the National College Showcase.



**CAREER**

- 29 games played

**2018-19 (FRESHMAN)**

- Played all four games
- Scored four points and had two assists in season-opening 70-32 win at Monmouth

**2017-18 (FRESHMAN)**

- Played 25 of 32 games, missing seven with an illness
- Averaged 1.1 points and 1.4 rebounds
- 22 of her 36 rebounds were offensive
- Made collegiate debut in 76-71 win at Rider, finishing with five points and eight rebounds, including six offensive boards
- Made postseason debut in 67-53 win over Holy Cross
- Also had eight rebounds, including six offensive boards in a 68-58 loss at American

**HIGH SCHOOL**

- Two-time all-state in Pennsylvania
- Finished career with 1,375 points, 806 rebounds, and 142 blocks

# #3 TESSA BRUGLER

**SOPHOMORE // 6-1 // F // NAZARETH, PA. // NAZARETH**

**2018-19 GAME-BY-GAME STATISTICS**

Opponent	Min.	FG-A	Pct.	3FG-A	Pct.	FT-A	Pct.	Reb	A	TO	B	S	PTS
at Monmouth	11	1-2	.500	0-0	---	2-2	1.000	2	2	0	1	0	4
QUINNIPIAC	2	0-0	---	0-0	---	1-2	.500	0	0	0	0	0	1
at Drexel	17	1-4	.250	0-2	.000	0-0	---	2	0	1	0	0	2
at Syracuse	6	0-0	---	0-0	---	0-0	---	0	0	1	0	0	0
vs. UMass													
vs. Fairfield													
at Brown													
at St. Bonaventure													
IONA													
RIDER													
YOUNGSTOWN ST.													
at Iowa State													
AMERICAN													
BOSTON U.													
at Army													
at Lafayette													
LEHIGH													
at Colgate													
at Loyola (Md.)													
HOLY CROSS													
at Navy													
at Boston U.													
LAFAYETTE													
at Lehigh													
COLGATE													
LOYOLA (Md.)													
at Holy Cross													
NAVY													
at American													
ARMY													

**2018-19 SEASON HIGHS**

<b>Points</b>	4 (at Monmouth, 11/6/18)
<b>Rebounds</b>	2 (2x, last at Drexel, 11/15/18)
<b>FG Made</b>	1 (2x, last at Drexel, 11/15/18)
<b>FG Attempted</b>	4 (at Drexel, 11/15/18)
<b>3FG Made</b>	--
<b>3FG Attempted</b>	2 (at Drexel, 11/15/18)
<b>FT Made</b>	2 (at Monmouth, 11/6/18)
<b>FT Attempted</b>	2 (2x, last vs. Quinn., 11/11/18)
<b>Assists</b>	2 (at Monmouth, 11/6/18)
<b>Blocks</b>	1 (at Monmouth, 11/6/18)
<b>Steals</b>	--
<b>Minutes</b>	17 (at Drexel, 11/15/18)

**CAREER HIGHS**

<b>Points</b>	6 (at American, 12/29/17)
<b>Rebounds</b>	8 (2x, last at Amer., 12/29/17)
<b>FG Made</b>	3 (at American, 12/29/17)
<b>FG Attempted</b>	5 (at American, 12/29/17)
<b>3FG Made</b>	1 (at Lafayette, 2/3/18)
<b>3FG Attempted</b>	2 (at Drexel, 11/15/18)
<b>FT Made</b>	3 (at Rider, 11/10/17)
<b>FT Attempted</b>	4 (at Rider, 11/10/17)
<b>Assists</b>	3 (vs. Loyola, 1/17/18)
<b>Blocks</b>	1 (4x, last vs. Lehigh, 2/7/18)
<b>Steals</b>	2 (at Holy Cross, 1/20/18)
<b>Minutes</b>	18 (at Rider, 11/10/17)

**YEAR-BY-YEAR STATISTICS**

Year	GP	GS	Min	Avg	FG	FGA	Pct	3FG	3FGA	Pct	FT	FTA	Pct	Reb	Avg	PF	FO	Ast	TO	Blk	Stl	Pts	Avg
2017-18	25	0	145	5.8	10	25	.400	1	4	.250	7	10	.700	36	1.4	16	0	7	13	4	6	28	1.1
2018-19	4	0	37	9.3	2	6	.333	0	2	.000	3	4	.750	4	1.0	6	0	2	2	1	0	7	1.8
<b>TOTAL</b>	<b>29</b>	<b>0</b>	<b>182</b>	<b>6.3</b>	<b>12</b>	<b>31</b>	<b>.387</b>	<b>1</b>	<b>6</b>	<b>.167</b>	<b>10</b>	<b>14</b>	<b>.714</b>	<b>40</b>	<b>1.4</b>	<b>22</b>	<b>0</b>	<b>9</b>	<b>15</b>	<b>5</b>	<b>6</b>	<b>35</b>	<b>1.2</b>



CAREER

- One-time Patriot League Academic Honor Roll
- 30 games played

2018-19 (SOPHOMORE)

- Played three of four games, missing one with an injury
- Two points and two assists in a season-opening 70-32 win at Monmouth

2017-18 (FRESHMAN)

- Played in 27 games, including each of the final 14
- Averaged 1.5 points and 1.5 rebounds
- Played double-digit minutes in 10 of the final 11 games, including the WNIT game at West Virginia
- Tallied career-highs with five assists and three steals in a 59-52 win over Lehigh
- Scored first career points with two in a loss to Saint Joseph's
- Made collegiate debut in 76-71 win at Rider
- Made postseason debut in a 67-53 win over Holy Cross

HIGH SCHOOL

- All-state in Massachusetts
- Finished career with 1,074 points and 620 rebounds

#24 AUTUMN CEPPI

SOPHOMORE // 6-1 // F // BEDFORD, MASS. // DANA HALL

2018-19 GAME-BY-GAME STATISTICS

Opponent	Min.	FG-A	Pct.	3FG-A	Pct.	FT-A	Pct.	Reb	A	TO	B	S	PTS
at Monmouth	11	1-3	.333	0-0	---	0-0	---	1	2	1	0	2	2
QUINNIPIAC	16	1-2	.500	0-1	.000	0-0	---	1	0	0	1	0	2
at Drexel	---	---	---	---	---	---	---	---	---	---	---	---	---
at Syracuse	20	0-3	.000	0-2	.000	0-0	---	3	2	2	1	1	0
vs. UMass													
vs. Fairfield													
at Brown													
at St. Bonaventure													
IONA													
RIDER													
YOUNGSTOWN ST.													
at Iowa State													
AMERICAN													
BOSTON U.													
at Army													
at Lafayette													
LEHIGH													
at Colgate													
at Loyola (Md.)													
HOLY CROSS													
at Navy													
at Boston U.													
LAFAYETTE													
at Lehigh													
COLGATE													
LOYOLA (Md.)													
at Holy Cross													
NAVY													
at American													
ARMY													

2018-19 SEASON HIGHS

Points	2 (2x, last vs. Quinn., 11/11/18)
Rebounds	3 (at Syracuse, 11/18/18)
FG Made	1 (2x, last vs. Quinn., 11/11/18)
FG Attempted	3 (2x, last at Syracuse, 11/18/18)
3FG Made	--
3FG Attempted	2 (at Syracuse, 11/18/18)
FT Made	--
FT Attempted	--
Assists	2 (2x, last at Syracuse, 11/18/18)
Blocks	1 (2x, last at Syracuse, 11/18/18)
Steals	2 (at Monmouth, 11/6/18)
Minutes	20 (at Syracuse, 11/18/18)

CAREER HIGHS

Points	5 (2x, last at Army, 2/28/18)
Rebounds	5 (at YSU, 11/24/17)
FG Made	2 (at Navy, 2/21/18)
FG Attempted	5 (2x, last at Navy, 2/21/18)
3FG Made	1 (2x, last at Colgate, 1/10/18)
3FG Attempted	3 (2x, last at Navy, 2/21/18)
FT Made	3 (2x, last at Army, 2/28/18)
FT Attempted	4 (3x, last at Army, 2/28/18)
Assists	5 (vs. Lehigh, 2/7/18)
Blocks	2 (vs. American, 2/24/18)
Steals	3 (vs. Lehigh, 2/7/18)
Minutes	21 (vs. Lehigh, 2/7/18)

YEAR-BY-YEAR STATISTICS

Year	GP	GS	Min	Avg	FG	FGA	Pct	3FG	3FGA	Pct	FT	FTA	Pct	Reb	Avg	PF	FO	Ast	TO	Blk	Stl	Pts	Avg
2017-18	27	0	226	8.4	12	42	.286	2	17	.118	15	22	.682	41	1.5	35	0	18	18	7	10	41	1.5
2018-19	3	0	47	15.7	2	8	.250	0	3	.000	0	0	.000	5	1.7	7	0	4	3	2	3	4	1.3
TOTAL	30	0	273	9.1	14	50	.280	2	20	.100	15	22	.682	46	1.5	42	0	22	21	9	13	45	1.5

**CAREER**

- 85 games played, including 27 starts
- Two-time Patriot League Academic Honor Roll

**2018-19 (SENIOR)**

- Team captain
- Played three of four games

**2017-18 (JUNIOR)**

- Played all 32 games, including starts in the final 27
- Averaged 2.7 points and 2.1 rebounds
- Shot 37 percent (13-35) from beyond the arc
- Made first career start and scored a season-high seven points in a 66-60 win at Youngstown State
- Season-high seven rebounds in wins over Colgate and Navy

**2016-17 (SOPHOMORE)**

- Played in 25 games, missing two with illness
- Made two 3-pointers and scored a season-high six points in a 73-54 win over Lehigh
- Patriot League Academic Honor Roll

**2015-16 (FRESHMAN)**

- Appeared in 25 games, averaging 1.3 points and 0.8 rebounds
- Made collegiate debut at No. 3 Notre Dame, hitting a 3-pointer for her first career points
- Scored season-high eight points in a 71-45 win over Mount St. Mary's
- Made seven 3-pointers on the season

**HIGH SCHOOL**

- Two-time all-league and All-San Diego
- Eclipsed 1,000-point milestone in three seasons of varsity play

# #13 RACHEL DUMIAK

SENIOR // 5-11 // G // CARLSBAD, CALIF. // LA COSTA CANYON

**2018-19 GAME-BY-GAME STATISTICS**

Opponent	Min.	FG-A	Pct.	3FG-A	Pct.	FT-A	Pct.	Reb	A	TO	B	S	PTS
at Monmouth	5	0-1	.000	0-1	.000	0-0	---	0	1	0	0	0	0
QUINNIPIAC	1	0-0	---	0-0	---	0-0	---	0	0	0	0	0	0
at Drexel	4	0-0	---	0-0	---	0-0	---	0	0	0	0	0	0
at Syracuse	---	---	---	---	---	---	---	---	---	---	---	---	---
vs. UMass													
vs. Fairfield													
at Brown													
at St. Bonaventure													
IONA													
RIDER													
YOUNGSTOWN ST.													
at Iowa State													
AMERICAN													
BOSTON U.													
at Army													
at Lafayette													
LEHIGH													
at Colgate													
at Loyola (Md.)													
HOLY CROSS													
at Navy													
at Boston U.													
LAFAYETTE													
at Lehigh													
COLGATE													
LOYOLA (Md.)													
at Holy Cross													
NAVY													
at American													
ARMY													

**2018-19 SEASON HIGHS**

<b>Points</b>	--
<b>Rebounds</b>	--
<b>FG Made</b>	--
<b>FG Attempted</b>	1 (at Monmouth, 11/6/18)
<b>3FG Made</b>	--
<b>3FG Attempted</b>	1 (at Monmouth, 11/6/18)
<b>FT Made</b>	--
<b>FT Attempted</b>	--
<b>Assists</b>	1 (at Monmouth, 11/6/18)
<b>Blocks</b>	--
<b>Steals</b>	--
<b>Minutes</b>	5 (at Monmouth, 11/6/18)

**CAREER HIGHS**

<b>Points</b>	8 (vs. Mt. St. Mary's, 11/24/15)
<b>Rebounds</b>	7 (at Colgate, 2/10/18)
<b>FG Made</b>	3 (2x, last at YSU, 11/24/17)
<b>FG Attempted</b>	7 (at Colgate, 2/10/18)
<b>3FG Made</b>	2 (4x, last vs. Lafayette, 2/8/18)
<b>3FG Attempted</b>	5 (at UMBC, 12/8/15)
<b>FT Made</b>	2 (7x, last vs. Navy, 3/8/18)
<b>FT Attempted</b>	2 (16x, last vs. Navy, 3/8/18)
<b>Assists</b>	4 (2x, last at Amer., 12/29/17)
<b>Blocks</b>	1 (at Lafayette, 2/3/18)
<b>Steals</b>	3 (at Boston U., 1/2/18)
<b>Minutes</b>	27 (2x, last vs. Navy, 3/8/18)

**YEAR-BY-YEAR STATISTICS**

Year	GP	GS	Min	Avg	FG	FGA	Pct	3FG	3FGA	Pct	FT	FTA	Pct	Reb	Avg	PF	FO	Ast	TO	Blk	Stl	Pts	Avg
2015-16	25	0	151	6.0	11	31	.355	7	21	.333	3	6	.500	19	0.8	17	0	9	19	0	7	32	1.3
2016-17	25	0	181	7.2	7	37	.189	4	22	.182	5	8	.625	23	0.9	16	0	15	14	0	4	23	0.9
2017-18	32	27	537	16.8	30	76	.395	13	35	.371	14	19	.737	68	2.1	26	0	24	26	1	16	87	2.7
2018-19	3	0	10	3.3	0	1	.000	0	1	.000	0	0	.000	0	0.0	0	0	1	0	0	0	0	0.0
<b>TOTAL</b>	<b>85</b>	<b>27</b>	<b>879</b>	<b>10.3</b>	<b>48</b>	<b>145</b>	<b>.331</b>	<b>24</b>	<b>79</b>	<b>.304</b>	<b>22</b>	<b>33</b>	<b>.667</b>	<b>110</b>	<b>1.3</b>	<b>59</b>	<b>0</b>	<b>49</b>	<b>59</b>	<b>1</b>	<b>27</b>	<b>142</b>	<b>1.7</b>





# #2 KYI ENGLISH

SENIOR // 5-5 // G // EAST ORANGE, N.J. // EAST ORANGE

## 2018-19 GAME-BY-GAME STATISTICS

Opponent	Min.	FG-A	Pct.	3FG-A	Pct.	FT-A	Pct.	Reb	A	TO	B	S	PTS
at Monmouth	20	3-4	.750	0-1	.000	0-0	---	1	1	2	0	0	6
QUINNIPIAC	25	4-10	.400	0-1	.000	4-6	.667	4	8	3	0	4	12
at Drexel	22	1-3	.333	0-0	---	0-0	---	0	0	5	0	1	2
at Syracuse	36	3-11	.273	1-4	.250	3-4	.750	2	4	6	0	5	10

vs. UMass
vs. Fairfield
at Brown
at St. Bonaventure
IONA
RIDER
YOUNGSTOWN ST.
at Iowa State
AMERICAN
BOSTON U.
at Army
at Lafayette
LEHIGH
at Colgate
at Loyola (Md.)
HOLY CROSS
at Navy
at Boston U.
LAFAYETTE
at Lehigh
COLGATE
LOYOLA (Md.)
at Holy Cross
NAVY
at American
ARMY

### CAREER

- Third Team All-Patriot League (2018)
- Patriot League All-Rookie Team (2016)
- Patriot League All-Tournament Team (2016)
- 98 games played, including 80 starts

### 2018-19 (SENIOR)

- Team captain
- Started all four games
- Career-high eight assists in addition to four steals and 12 points in a 75-38 win over Quinnipiac
- Career-high five steals in a 70-56 loss at #18 Syracuse

### 2017-18 (JUNIOR)

- Third Team All-Patriot League
- Started all 32 games, averaging 10.0 points, 2.8 rebounds, and 2.5 assists
- Averaged 8.9 points and 2.3 assists in 18 league games
- Double-digit scoring in 15 games, including a career-high 25 points against Drexel and 22 against St. Bonaventure
- Had 11 games with at least four assists, including a season-high seven in a win over Binghamton
- Tallied double-digit made throws in wins over Rider and Iona.

### 2016-17 (SOPHOMORE)

- Played in 31 games, including 30 starts, missing two with illness.
- Averaged 7.9 points, 2.4 rebounds, and 1.8 assists
- Averaged 9.7 points in the Patriot League Tournament, including 12 points in both the quarterfinal and semifinal games.
- Season-high four assists five times, all coming in Bucknell wins.

### 2015-16 (FRESHMAN)

- Patriot League All-Rookie Team
- Patriot League All-Tournament Team
- Played in 31 games, including 14 starts, averaging 7.4 points and 2.3 assists
- Scored in double-digits 10 times, including all four postseason games.

### HIGH SCHOOL

- Two-time All-State in New Jersey.
- Guided team to state title
- 2015 Essex County Player of the Year

## 2018-19 SEASON HIGHS

Points	12 (vs. Quinnipiac, 11/11/18)
Rebounds	4 (vs. Quinnipiac, 11/11/18)
FG Made	4 (vs. Quinnipiac, 11/11/18)
FG Attempted	11 (at Syracuse, 11/18/18)
3FG Made	1 (at Syracuse, 11/18/18)
3FG Attempted	4 (at Syracuse, 11/18/18)
FT Made	4 (vs. Quinnipiac, 11/11/18)
FT Attempted	6 (vs. Quinnipiac, 11/11/18)
Assists	8 (vs. Quinnipiac, 11/11/18)
Blocks	--
Steals	5 (at Syracuse, 11/18/18)
Minutes	36 (at Syracuse, 11/18/18)

## CAREER HIGHS

Points	25 (at Drexel, 11/18/17)
Rebounds	6 (2x, last vs. HC, 3/5/18)
FG Made	9 (at Drexel, 11/18/17)
FG Attempted	17 (2x, last vs. SBU, 11/21/17)
3FG Made	3 (5x, last at Lafayette, 2/22/17)
3FG Attempted	8 (2x, lat at St. Bona., 12/6/16)
FT Made	10 (2x, last at Iona, 12/3/17)
FT Attempted	15 (at Rider, 11/10/17)
Assists	8 (vs. Quinnipiac, 11/11/18)
Blocks	1 (4x, last at Drexel, 11/18/17)
Steals	5 (at Syracuse, 11/18/18)
Minutes	40 (2x, last vs. Bing., 11/11/16)

## YEAR-BY-YEAR STATISTICS

Year	GP	GS	Min	Avg	FG	FGA	Pct	3FG	3FGA	Pct	FT	FTA	Pct	Reb	Avg	PF	FO	Ast	TO	Blk	Stl	Pts	Avg
2015-16	31	14	785	25.3	76	191	.398	31	82	.378	45	63	.714	55	1.8	60	0	70	77	1	27	228	7.4
2016-17	31	30	940	30.3	87	241	.361	30	93	.323	40	58	.690	75	2.4	56	0	56	88	2	22	244	7.9
2017-18	32	32	957	29.9	109	279	.391	21	77	.273	81	104	.779	90	2.8	47	1	80	80	1	36	320	10.0
2018-19	4	4	103	25.8	11	28	.393	1	6	.167	7	10	.700	7	1.8	12	1	13	16	0	10	30	7.5
TOTAL	98	80	2785	28.4	283	739	.383	83	258	.322	173	235	.736	227	2.3	175	2	219	261	4	95	822	8.4

**CAREER**

- 64 games played, including one start
- Two-time Patriot League Academic Honor Roll

**2018-19 (JUNIOR)**

- Played in three of four games
- Scored five points in a season-opening 70-32 win at Monmouth

**2017-18 (SOPHOMORE)**

- Played in 32 games, missing two with an injury, and averaged 3.2 points and 0.8 rebounds
- Scored a season-high 10 points on 4-of-5 shooting in a 76-57 win over Canisius
- Had career-highs in rebounds (4) and steals (3) in a 63-52 win over Akron

**2016-17 (FRESHMAN)**

- Played in 31 games, including one start.
- Averaged 2.9 points and 0.5 rebounds
- Scored seven points on 3-of-3 shooting in just five minutes in her postseason debut, a 75-72 win over Loyola in the quarterfinals
- Scored career-high 12 points while making first career start in a 69-64 win over Manhattan
- Scored nine points in just 10 minutes against No. 3 Maryland in the NCAA Tournament First Round
- Made collegiate debut and contributed an assist in a season-opening 67-57 win at Binghamton
- Scored first career points with two in a 67-36 win over NJIT in the home opener

**HIGH SCHOOL**

- All-State in Arkansas
- Led team to state title
- Graduated as team's all-time leading scorer with more than 2,000 points.

# #4 GIA HAYES

**JUNIOR // 5-8 // G // MAUMELLE, ARK. // eSTEM HIGH PUBLIC CHARTER****2018-19 GAME-BY-GAME STATISTICS**

Opponent	Min.	FG-A	Pct.	3FG-A	Pct.	FT-A	Pct.	Reb	A	TO	B	S	PTS
at Monmouth	8	2-3	.667	1-1	1.000	0-0	---	0	0	1	0	0	5
QUINNIPIAC	1	0-0	---	0-0	---	0-0	---	0	0	0	0	0	0
at Drexel	10	1-2	.500	0-0	---	1-2	.500	0	2	2	0	1	3
at Syracuse	---	---	---	---	---	---	---	---	---	---	---	---	---
vs. UMass													
vs. Fairfield													
at Brown													
at St. Bonaventure													
IONA													
RIDER													
YOUNGSTOWN ST.													
at Iowa State													
AMERICAN													
BOSTON U.													
at Army													
at Lafayette													
LEHIGH													
at Colgate													
at Loyola (Md.)													
HOLY CROSS													
at Navy													
at Boston U.													
LAFAYETTE													
at Lehigh													
COLGATE													
LOYOLA (Md.)													
at Holy Cross													
NAVY													
at American													
ARMY													

**2018-19 SEASON HIGHS**

<b>Points</b>	5 (at Monmouth, 11/6/18)
<b>Rebounds</b>	--
<b>FG Made</b>	2 (at Monmouth, 11/6/18)
<b>FG Attempted</b>	3 (at Monmouth, 11/6/18)
<b>3FG Made</b>	1 (at Monmouth, 11/6/18)
<b>3FG Attempted</b>	1 (at Monmouth, 11/6/18)
<b>FT Made</b>	1 (at Drexel, 11/15/18)
<b>FT Attempted</b>	2 (at Drexel, 11/15/18)
<b>Assists</b>	2 (at Drexel, 11/15/18)
<b>Blocks</b>	--
<b>Steals</b>	1 (at Drexel, 11/15/18)
<b>Minutes</b>	10 (at Drexel, 11/15/18)

**CAREER HIGHS**

<b>Points</b>	12 (vs. Manhattan, 12/20/16)
<b>Rebounds</b>	4 (2x, last vs. Bing., 11/29/17)
<b>FG Made</b>	5 (vs. Manhattan, 12/20/16)
<b>FG Attempted</b>	12 (vs. Manhattan, 12/20/16)
<b>3FG Made</b>	2 (3x, last vs. Canisius, 11/26/17)
<b>3FG Attempted</b>	7 (vs. Manhattan, 12/20/16)
<b>FT Made</b>	3 (at Rider, 11/10/17)
<b>FT Attempted</b>	4 (at Rider, 11/10/17)
<b>Assists</b>	3 (vs. Akron, 11/12/17)
<b>Blocks</b>	1 (4x, last vs. Navy, 3/8/18)
<b>Steals</b>	3 (vs. Akron, 11/12/17)
<b>Minutes</b>	37 (vs. Manhattan, 12/20/16)

**YEAR-BY-YEAR STATISTICS**

Year	GP	GS	Min	Avg	FG	FGA	Pct	3FG	3FGA	Pct	FT	FTA	Pct	Reb	Avg	PF	FO	Ast	TO	Blk	Stl	Pts	Avg
2016-17	31	1	344	11.1	35	92	.380	14	39	.359	7	13	.538	15	0.5	24	0	16	23	3	5	91	2.9
2017-18	30	0	305	10.2	37	96	.385	7	23	.304	16	32	.500	23	0.8	30	0	13	27	1	11	97	3.2
2018-19	3	0	20	6.7	3	5	.600	1	1	1.000	1	2	.500	0	0.0	1	0	2	3	0	1	8	2.7
<b>TOTAL</b>	<b>64</b>	<b>1</b>	<b>669</b>	<b>10.5</b>	<b>75</b>	<b>193</b>	<b>.389</b>	<b>22</b>	<b>63</b>	<b>.349</b>	<b>24</b>	<b>47</b>	<b>.511</b>	<b>38</b>	<b>0.6</b>	<b>55</b>	<b>0</b>	<b>31</b>	<b>53</b>	<b>4</b>	<b>17</b>	<b>196</b>	<b>3.1</b>



# #23 ALLY JOHNSON

SOPHOMORE // 5-10 // G // FORT MITCHELL, KY. // BEECHWOOD

## 2018-19 GAME-BY-GAME STATISTICS

Opponent	Min.	FG-A	Pct.	3FG-A	Pct.	FT-A	Pct.	Reb	A	TO	B	S	PTS
at Monmouth	13	0-2	.000	0-1	.000	0-0	---	3	0	2	0	1	0
QUINNIPIAC	10	1-2	.500	1-2	.500	0-0	---	0	0	0	0	0	3
at Drexel	15	1-2	.500	1-1	1.000	0-0	---	0	0	2	0	0	3
at Syracuse	16	3-4	.750	2-3	.667	0-0	---	3	1	3	0	0	8
vs. UMass													
vs. Fairfield													
at Brown													
at St. Bonaventure													
IONA													
RIDER													
YOUNGSTOWN ST.													
at Iowa State													
AMERICAN													
BOSTON U.													
at Army													
at Lafayette													
LEHIGH													
at Colgate													
at Loyola (Md.)													
HOLY CROSS													
at Navy													
at Boston U.													
LAFAYETTE													
at Lehigh													
COLGATE													
LOYOLA (Md.)													
at Holy Cross													
NAVY													
at American													
ARMY													

### CAREER

- 29 games played

### 2018-19 (SOPHOMORE)

- Played all four games
- Scored eight points on 3-of-4 shooting in a 70-56 loss at #18 Syracuse
- Hit a 3-pointer in a 75-58 win over Quinnipiac

### 2017-18 (FRESHMAN)

- Played in 25 games, averaging 1.6 points and 0.6 rebounds
- Scored season-high 13 points while shooting 4-for-4 from the field, 3-for-3 from beyond the arc, and 2-for-2 from the line in an 83-53 win over Lafayette
- Scored nine points on 3-of-4 shooting from beyond the arc in a 64-59 win over Binghamton
- Made collegiate debut at home against St. Bonaventure
- Made postseason debut and scored two points in a 67-53 win over Holy Cross in the PL quarterfinals
- Scored first career points with a 3-pointer in a 66-60 win at Youngstown State

### HIGH SCHOOL

- Northern Kentucky Player of the Year
- Finished career with 2,126 points and 317 3-pointers

## 2018-19 SEASON HIGHS

Points	8 (at Syracuse, 11/18/18)
Rebounds	3 (2x, last at Syracuse, 11/18/18)
FG Made	3 (at Syracuse, 11/18/18)
FG Attempted	4 (at Syracuse, 11/18/18)
3FG Made	2 (at Syracuse, 11/18/18)
3FG Attempted	3 (at Syracuse, 11/18/18)
FT Made	--
FT Attempted	--
Assists	1 (at Syracuse, 11/18/18)
Blocks	--
Steals	1 (at Monmouth, 11/6/18)
Minutes	16 (at Syracuse, 11/18/18)

## CAREER HIGHS

Points	13 (vs. Lafayette, 1/8/18)
Rebounds	3 (2x, last at Syracuse, 11/18/18)
FG Made	4 (vs. Lafayette, 1/8/18)
FG Attempted	5 (vs. SBU, 11/21/17)
3FG Made	3 (2x, last vs. Lafayette, 1/8/18)
3FG Attempted	4 (2x, last vs. Bing., 11/29/17)
FT Made	2 (2x, last vs. HC, 3/5/18)
FT Attempted	2 (4x, last vs. HC, 3/5/18)
Assists	2 (2x, last vs. Colgate, 1/14/18)
Blocks	1 (vs. Lehigh, 2/7/18)
Steals	1 (2x, last at Monm., 11/6/18)
Minutes	18 (vs. Lafayette, 1/8/18)

## YEAR-BY-YEAR STATISTICS

Year	GP	GS	Min	Avg	FG	FGA	Pct	3FG	3FGA	Pct	FT	FTA	Pct	Reb	Avg	PF	FO	Ast	TO	Blk	Stl	Pts	Avg
2017-18	25	0	180	7.2	13	45	.289	9	33	.273	6	8	.750	15	0.6	9	0	10	15	1	2	41	1.6
2018-19	4	0	54	13.5	5	10	.500	4	7	.571	0	0	.000	6	1.5	4	0	1	7	0	1	14	3.5
TOTAL	29	0	234	8.1	18	55	.327	13	40	.325	6	8	.750	21	0.7	13	0	11	22	1	3	55	1.9



# #25 ABBY KAPP

SOPHOMORE // 6-0 // F // BARTO, PA. // BOYERTOWN

## 2018-19 GAME-BY-GAME STATISTICS

Opponent	Min.	FG-A	Pct.	3FG-A	Pct.	FT-A	Pct.	Reb	A	TO	B	S	PTS
at Monmouth	22	3-4	.750	3-3	1.000	0-0	---	2	3	2	0	2	9
QUINNIPIAC	28	3-8	.375	2-6	.333	0-0	---	3	1	1	0	3	8
at Drexel	22	1-5	.200	1-3	.333	1-2	.500	2	1	0	1	1	4
at Syracuse	23	4-9	.444	3-8	.375	0-0	---	3	1	7	1	1	11

vs. UMass

vs. Fairfield

at Brown

at St. Bonaventure

IONA

RIDER

YOUNGSTOWN ST.

at Iowa State

AMERICAN

BOSTON U.

at Army

at Lafayette

LEHIGH

at Colgate

at Loyola (Md.)

HOLY CROSS

at Navy

at Boston U.

LAFAYETTE

at Lehigh

COLGATE

LOYOLA (Md.)

at Holy Cross

NAVY

at American

ARMY

## CAREER

- Patriot League All-Rookie Team (2018)
- One-time Patriot League Academic Honor Roll
- 36 games played, including nine starts

## 2018-19 (SOPHOMORE)

- Started first four games
- Shot 3-for-3 from beyond the arc and scored nine points in a season-opening 70-32 win at Monmouth
- Scored eight points and had a career-high three steals in a 75-58 win over Quinnipiac
- Hit three 3-pointers and scored 11 points in a 70-56 loss at #18 Syracuse

## 2017-18 (FRESHMAN)

- Patriot League All-Rookie Team
- Played all 32 games, including starts in the first five, averaging 4.5 points and 2.8 rebounds
- One-time Patriot League Rookie of the Week
- Shot 35 percent (24-68) from beyond the arc
- Scored career-high 15 points while shooting 6-7 from the field and 3-4 from beyond the arc in an 83-53 win over Lafayette.
- Named Patriot League Rookie of the Week after scoring 10 points in a loss at Fordham
- Scored 11 points and added six rebounds in a 71-47 win at Holy Cross
- Four games with double-digit points
- Made collegiate debut and made first career start in 76-71 win at Rider, scoring five points
- Made postseason debut and scored two points in a 67-53 win over Holy Cross in the PL quarterfinal

## HIGH SCHOOL

- All-state in Pennsylvania
- Finished career with 1,671 points and 1,080 rebounds

## 2018-19 SEASON HIGHS

<b>Points</b>	11 (at Syracuse, 11/18/18)
<b>Rebounds</b>	3 (2x, last at Syracuse, 11/18/18)
<b>FG Made</b>	4 (at Syracuse, 11/18/18)
<b>FG Attempted</b>	9 (at Syracuse, 11/18/18)
<b>3FG Made</b>	3 (2x, last at Syracuse, 11/18/18)
<b>3FG Attempted</b>	8 (at Syracuse, 11/18/18)
<b>FT Made</b>	1 (at Drexel, 11/15/18)
<b>FT Attempted</b>	2 (at Drexel, 11/15/18)
<b>Assists</b>	3 (at Monmouth, 11/6/18)
<b>Blocks</b>	1 (2x, last at Syracuse, 11/18/18)
<b>Steals</b>	3 (vs. Quinnipiac, 11/11/18)
<b>Minutes</b>	28 (vs. Quinnipiac (11/11/18)

## CAREER HIGHS

<b>Points</b>	15 (vs. Lafayette, 1/8/18)
<b>Rebounds</b>	6 (4x, last at HC, 1/20/18)
<b>FG Made</b>	6 (vs. Lafayette, 1/8/18)
<b>FG Attempted</b>	9 (3x, last at Syracuse, 11/18/18)
<b>3FG Made</b>	3 (4x, last at Syracuse, 11/18/18)
<b>3FG Attempted</b>	8 (at Syracuse, 11/18/18)
<b>FT Made</b>	2 (4x, last at Lafayette, 2/3/18)
<b>FT Attempted</b>	3 (vs. Lehigh, 2/7/18)
<b>Assists</b>	3 (at Monmouth, 11/6/18)
<b>Blocks</b>	2 (3x, last at Loyola, 2/14/18)
<b>Steals</b>	3 (vs. Quinnipiac, 11/11/18)
<b>Minutes</b>	28 (vs. Quinnipiac, 11/11/18)

## YEAR-BY-YEAR STATISTICS

Year	GP	GS	Min	Avg	FG	FGA	Pct	3FG	3FGA	Pct	FT	FTA	Pct	Reb	Avg	PF	FO	Ast	TO	Blk	Stl	Pts	Avg
2017-18	32	5	449	14.0	52	146	.356	24	68	.353	16	22	.727	90	2.8	48	2	30	45	10	17	144	4.5
2018-19	4	4	97	24.3	11	26	.423	9	20	.450	1	2	.500	10	2.5	15	2	6	10	2	7	32	8.0
<b>TOTAL</b>	<b>36</b>	<b>9</b>	<b>546</b>	<b>15.2</b>	<b>63</b>	<b>172</b>	<b>.366</b>	<b>33</b>	<b>88</b>	<b>.375</b>	<b>17</b>	<b>24</b>	<b>.708</b>	<b>100</b>	<b>2.8</b>	<b>63</b>	<b>4</b>	<b>36</b>	<b>55</b>	<b>12</b>	<b>24</b>	<b>176</b>	<b>4.9</b>





# #40 ELLIE MACK

JUNIOR // 6-3 // F // PAOLI, PA.// CONESTOGA

## 2018-19 GAME-BY-GAME STATISTICS

Opponent	Min.	FG-A	Pct.	3FG-A	Pct.	FT-A	Pct.	Reb	A	TO	B	S	PTS
at Monmouth	21	4-7	.571	1-2	.500	0-0	---	7	1	1	1	1	9
QUINNIPIAC	28	3-6	.500	2-2	1.000	3-4	.750	8	1	4	2	0	11
at Drexel	26	3-9	.333	0-4	.000	0-0	---	6	5	2	2	0	6
at Syracuse	28	4-9	.444	1-3	.333	2-2	1.000	5	2	2	2	0	11
vs. UMass													
vs. Fairfield													
at Brown													
at St. Bonaventure													
IONA													
RIDER													
YOUNGSTOWN ST.													
at Iowa State													
AMERICAN													
BOSTON U.													
at Army													
at Lafayette													
LEHIGH													
at Colgate													
at Loyola (Md.)													
HOLY CROSS													
at Navy													
at Boston U.													
LAFAYETTE													
at Lehigh													
COLGATE													
LOYOLA (Md.)													
at Holy Cross													
NAVY													
at American													
ARMY													

### CAREER

- Two-time Patriot League Academic Honor Roll
- 36 games played, including four starts

### 2018-19 (JUNIOR)

- Started first four games
- Made first career start and finished with nine points and seven rebounds in a season-opening 70-32 win at Monmouth
- Totaled 11 points and eight rebounds in a 75-58 win over Quinnipiac
- Career-high five assists in a loss at Drexel
- Had 11 points and five boards in a 70-56 loss at #18 Syracuse

### 2017-18 (SOPHOMORE)

- Played all 32 games, averaging 5.8 points and 2.9 rebounds
- Shot 47 percent (73-155) from the field and 37 percent (22-59) from beyond the arc
- Eight games with double-digit points
- Scored career-high 20 points, including 15 in the second half, in a loss at Lehigh.
- Made collegiate debut in 76-71 win at Rider, totaling 12 points and five rebounds
- Made postseason debut and scored six points in a 67-53 win over Holy Cross in the PL quarterfinal

### 2016-17 (FRESHMAN)

- Missed season with an injury

### HIGH SCHOOL

- All-State in Pennsylvania.
- Scored 1,001 career points despite missing junior season with an injury

## 2018-19 SEASON HIGHS

Points	11 (2x, last at Syracuse, 11/18/18)
Rebounds	8 (vs. Monmouth, 11/11/18)
FG Made	4 (at Syracuse, 11/18/18)
FG Attempted	9 (2x, last at Syracuse, 11/18/18)
3FG Made	2 (vs. Quinnipiac, 11/11/18)
3FG Attempted	4 (at Drexel, 11/15/18)
FT Made	3 (vs. Quinnipiac, 11/11/18)
FT Attempted	4 (vs. Quinnipiac, 11/11/18)
Assists	5 (at Drexel, 11/15/18)
Blocks	2 (3x, last at Syracuse, 11/18/18)
Steals	1 (at Monmouth, 11/6/18)
Minutes	28 (2x, last at Syracuse, 11/18/18)

## CAREER HIGHS

Points	20 (at Lehigh, 1/11/18)
Rebounds	8 (2x, last vs. Quinn., 11/11/18)
FG Made	8 (at Lehigh, 1/11/18)
FG Attempted	13 (2x, last at Lehigh, 1/11/18)
3FG Made	3 (vs. Lafayette, 1/8/18)
3FG Attempted	6 (2x, last at Colgate, 2/10/18)
FT Made	3 (vs. Quinnipiac, 11/11/18)
FT Attempted	5 (vs. Holy Cross, 2/17/18)
Assists	5 (at Drexel, 11/15/18)
Blocks	2 (3x, last at Syracuse, 11/18/18)
Steals	2 (4x, last vs. HC, 2/17/18)
Minutes	28 (2x, last at Syracuse, 11/18/18)

## YEAR-BY-YEAR STATISTICS

Year	GP	GS	Min	Avg	FG	FGA	Pct	3FG	3FGA	Pct	FT	FTA	Pct	Reb	Avg	PF	FO	Ast	TO	Blk	Stl	Pts	Avg
2016-17	--	--	--	--	--	--	--	--	--	--	--	--	--	--	--	--	--	--	--	--	--	--	--
2017-18	32	0	441	13.8	73	155	.471	22	59	.373	18	26	.692	92	2.9	31	0	20	35	11	21	186	5.8
2018-19	4	4	105	26.3	14	31	.452	4	11	.364	5	6	.833	26	6.5	11	0	9	9	7	1	37	9.3
TOTAL	36	4	546	15.2	87	186	.468	26	70	.371	23	32	.719	118	3.3	42	0	29	44	18	22	223	6.2



# #22 MAEGAN MIKKELSEN

SENIOR // 6-4 // F // WOODBRIDGE, VA. // WOODBRIDGE

## 2018-19 GAME-BY-GAME STATISTICS

Opponent	Min.	FG-A	Pct.	3FG-A	Pct.	FT-A	Pct.	Reb	A	TO	B	S	PTS
at Monmouth	8	1-2	.500	0-0	---	0-0	---	1	0	0	0	1	2
QUINNIPIAC	1	0-0	---	0-0	---	0-0	---	0	0	0	0	0	0
at Drexel	5	0-0	---	0-0	---	0-0	---	4	0	0	0	0	0
at Syracuse	---	---	---	---	---	---	---	---	---	---	---	---	---
vs. UMass													
vs. Fairfield													
at Brown													
at St. Bonaventure													
IONA													
RIDER													
YOUNGSTOWN ST.													
at Iowa State													
AMERICAN													
BOSTON U.													
at Army													
at Lafayette													
LEHIGH													
at Colgate													
at Loyola (Md.)													
HOLY CROSS													
at Navy													
at Boston U.													
LAFAYETTE													
at Lehigh													
COLGATE													
LOYOLA (Md.)													
at Holy Cross													
NAVY													
at American													
ARMY													

### CAREER

- 61 games played
- Two-time Patriot League Academic Honor Roll

### 2018-19 (SENIOR)

- Team captain
- Played three of four games

### 2017-18 (JUNIOR)

- Played all 32 games, averaging 2.3 points and 2.0 rebounds
- Scored a career-high 11 points in a 60-53 win at Iona
- Pulled down career-high seven rebounds in a loss to Saint Joseph's

### 2016-17 (SOPHOMORE)

- Played in 19 games.
- Averaged 1.3 points and 0.7 rebounds

### 2015-16 (FRESHMAN)

- Appeared in seven games before suffering a season-ending injury
- Averaged 1.3 points and 1.9 rebounds
- Made collegiate debut at No. 3 Notre Dame
- Scored first career points with four while adding four rebounds and one block in a 76-46 win over Binghamton

### HIGH SCHOOL

- All-State in Virginia
- Averaged 14.5 points and 8.4 rebounds her senior season

## 2018-19 SEASON HIGHS

<b>Points</b>	2 (at Monmouth, 11/6/18)
<b>Rebounds</b>	4 (at Drexel, 11/15/18)
<b>FG Made</b>	1 (at Monmouth, 11/6/18)
<b>FG Attempted</b>	2 (at Monmouth, 11/6/18)
<b>3FG Made</b>	--
<b>3FG Attempted</b>	--
<b>FT Made</b>	--
<b>FT Attempted</b>	--
<b>Assists</b>	--
<b>Blocks</b>	--
<b>Steals</b>	1 (at Monmouth, 11/6/18)
<b>Minutes</b>	8 (at Monmouth, 11/6/18)

## CAREER HIGHS

<b>Points</b>	11 (at Iona, 12/3/17)
<b>Rebounds</b>	7 (vs. Saint Joseph's, 11/15/17)
<b>FG Made</b>	4 (2x, last vs. Colgate, 1/14/18)
<b>FG Attempted</b>	9 (at YSU, 11/24/17)
<b>3FG Made</b>	1 (5x, last at Fordham, 12/17/17)
<b>3FG Attempted</b>	3 (at YSU, 11/24/17)
<b>FT Made</b>	4 (at Fordham, 12/17/17)
<b>FT Attempted</b>	4 (2x, last at Pitt, 12/20/17)
<b>Assists</b>	3 (vs. Lafayette, 1/8/18)
<b>Blocks</b>	2 (vs. Army, 2/5/18)
<b>Steals</b>	2 (at YSU, 11/24/17)
<b>Minutes</b>	18 (2x, last at HC, 1/20/18)

## YEAR-BY-YEAR STATISTICS

Year	GP	GS	Min	Avg	FG	FGA	Pct	3FG	3FGA	Pct	FT	FTA	Pct	Reb	Avg	PF	FO	Ast	TO	Blk	Stl	Pts	Avg
2015-16	7	0	42	6.0	4	9	.444	1	2	.500	0	0	.000	13	1.9	2	0	4	5	1	0	9	1.3
2016-17	19	0	80	4.2	7	21	.333	2	6	.333	8	10	.800	14	0.7	12	0	1	11	2	2	24	1.3
2017-18	32	0	284	8.9	25	71	.352	3	20	.150	22	30	.733	65	2.0	43	1	17	28	10	8	75	2.3
2018-19	3	0	15	5.0	1	2	.500	0	0	.000	0	0	.000	5	1.7	0	0	0	0	0	1	2	0.7
<b>TOTAL</b>	<b>61</b>	<b>0</b>	<b>421</b>	<b>6.9</b>	<b>37</b>	<b>103</b>	<b>.359</b>	<b>6</b>	<b>28</b>	<b>.214</b>	<b>30</b>	<b>40</b>	<b>.750</b>	<b>97</b>	<b>1.6</b>	<b>57</b>	<b>1</b>	<b>22</b>	<b>44</b>	<b>13</b>	<b>11</b>	<b>110</b>	<b>1.8</b>



2018-19 (FRESHMAN)

- Played first four games
- Made collegiate debut and scored six points while shooting 4-of-4 from the foul line in a season-opening 70-32 win at Monmouth

HIGH SCHOOL

- Voted Miss Pennsylvania Basketball
- School-record 2,040 career points
- First-team all-state in track while making the state finals in the high jump and 300-meter hurdles

#11 TAYLOR O'BRIEN

FRESHMAN // 5-9 // G // LAFAYETTE HILL, PA. // PLYMOUTH WHITEMARSH

2018-19 GAME-BY-GAME STATISTICS

Opponent	Min.	FG-A	Pct.	3FG-A	Pct.	FT-A	Pct.	Reb	A	TO	B	S	PTS
at Monmouth	11	1-2	.500	0-0	---	4-4	1.000	3	0	2	0	0	6
QUINNIPIAC	2	0-0	---	0-0	---	0-0	---	0	0	0	0	0	0
at Drexel	11	3-6	.500	1-2	.500	0-0	---	2	0	1	0	0	7
at Syracuse	11	0-3	.000	0-2	.000	2-2	1.000	1	0	1	0	1	2
vs. UMass													
vs. Fairfield													
at Brown													
at St. Bonaventure													
IONA													
RIDER													
YOUNGSTOWN ST.													
at Iowa State													
AMERICAN													
BOSTON U.													
at Army													
at Lafayette													
LEHIGH													
at Colgate													
at Loyola (Md.)													
HOLY CROSS													
at Navy													
at Boston U.													
LAFAYETTE													
at Lehigh													
COLGATE													
LOYOLA (Md.)													
at Holy Cross													
NAVY													
at American													
ARMY													

2018-19 SEASON HIGHS

Points	7 (at Drexel, 11/15/18)
Rebounds	3 (at Monmouth, 11/6/18)
FG Made	3 (at Drexel, 11/15/18)
FG Attempted	6 (at Drexel, 11/15/18)
3FG Made	1 (at Drexel, 11/15/18)
3FG Attempted	2 (2x, last at Syracuse, 11/18/18)
FT Made	4 (at Monmouth, 11/6/18)
FT Attempted	4 (at Monmouth, 11/6/18)
Assists	---
Blocks	---
Steals	1 (at Syracuse, 11/18/18)
Minutes	11 (3x, last at Syracuse, 11/18/18)

CAREER HIGHS

Points	7 (at Drexel, 11/15/18)
Rebounds	3 (at Monmouth, 11/6/18)
FG Made	3 (at Drexel, 11/15/18)
FG Attempted	6 (at Drexel, 11/15/18)
3FG Made	1 (at Drexel, 11/15/18)
3FG Attempted	2 (2x, last at Syracuse, 11/18/18)
FT Made	4 (at Monmouth, 11/6/18)
FT Attempted	4 (at Monmouth, 11/6/18)
Assists	---
Blocks	---
Steals	1 (at Syracuse, 11/18/18)
Minutes	11 (3x, last at Syracuse, 11/18/18)

YEAR-BY-YEAR STATISTICS

Year	GP	GS	Min	Avg	FG	FGA	Pct	3FG	3FGA	Pct	FT	FTA	Pct	Reb	Avg	PF	FO	Ast	TO	Blk	Stl	Pts	Avg
2018-19	4	0	35	8.8	4	11	.364	1	4	.250	6	6	1.000	6	1.5	3	0	0	4	0	1	15	3.8
TOTAL	4	0	35	8.8	4	11	.364	1	4	.250	6	6	1.000	6	1.5	3	0	0	4	0	1	15	3.8



# #50 KAITLYN SLAGUS

SENIOR // 6-2 // F // BELLE VERNON, PA. // BELLE VERNON

## 2018-19 GAME-BY-GAME STATISTICS

Opponent	Min.	FG-A	Pct.	3FG-A	Pct.	FT-A	Pct.	Reb	A	TO	B	S	PTS
at Monmouth	26	4-7	.571	2-4	.500	1-2	.500	10	2	1	1	3	11
QUINNIPIAC	33	4-10	.400	3-6	.500	4-4	1.000	14	0	1	1	0	15
at Drexel	30	2-6	.333	1-2	.500	2-2	.500	8	0	2	1	1	7
at Syracuse	27	4-5	.800	1-2	.500	0-0	---	7	0	3	1	2	9
vs. UMass													
vs. Fairfield													
at Brown													
at St. Bonaventure													
IONA													
RIDER													
YOUNGSTOWN ST.													
at Iowa State													
AMERICAN													
BOSTON U.													
at Army													
at Lafayette													
LEHIGH													
at Colgate													
at Loyola (Md.)													
HOLY CROSS													
at Navy													
at Boston U.													
LAFAYETTE													
at Lehigh													
COLGATE													
LOYOLA (Md.)													
at Holy Cross													
NAVY													
at American													
ARMY													

## CAREER

- Two-time Second Team All-PL (2017, 2018)
- 1,088 career points
- 2016 Patriot League Rookie of the Year
- 7-time Patriot League Player of the Week
- 27 double-doubles
- 7th in program history in blocks (103)
- 8th in program history in 3-pointers (100)
- Three-time PL Academic Honor Roll
- 102 games played, including 89 starts

## 2018-19 (SENIOR)

- Started first four games
- Preseason All-Patriot League
- Team captain
- Double-doubles in first two games, including 15 points and 14 rebounds in a 75-58 win over Quinnipiac

## 2017-18 (JUNIOR)

- Started all 32 games, averaging 12.7 points, 9.0 rebounds, 1.2 assists, and 1.1 blocks
- Reached 1,000-point milestone while scoring a career-high 25 points in a win at Army
- 5th most rebounds (287) in program history
- Double-digit scoring in 23 games
- Shot 46 percent (142-309) from the field and 75 percent (95-127) from the line

## 2016-17 (SOPHOMORE)

- Started all 33 games
- finished second in PL in rebounding (8.8), fourth in blocks (1.5), 12th in scoring (12.2)

## 2015-16 (FRESHMAN)

- Patriot League Rookie of the Year
- One-time PL Player of the Week and five-time PL Rookie of the Week
- Played in all 33 games, including starts in 20, averaging 7.2 points and 3.8 rebounds
- Stepped up in conference play, averaging 10.9 points and 5.6 rebounds
- Had a breakout game in a 51-41 win at Navy, scoring 17 of her season-high 21 points in the first half

## HIGH SCHOOL

- All-State in Pennsylvania.
- Finished with 1,360 points and 1,020 rebounds
- Set school's single-game records in points (38) and rebounds (27).

## 2018-19 SEASON HIGHS

<b>Points</b>	15 (vs. Quinnipiac, 11/11/18)
<b>Rebounds</b>	14 (vs. Quinnipiac, 11/11/18)
<b>FG Made</b>	4 (3x, last at Syracuse, 11/18/18)
<b>FG Attempted</b>	10 (vs. Quinnipiac, 11/11/18)
<b>3FG Made</b>	3 (vs. Quinnipiac, 11/11/18)
<b>3FG Attempted</b>	6 (vs. Quinnipiac, 11/11/18)
<b>FT Made</b>	4 (vs. Quinnipiac, 11/11/18)
<b>FT Attempted</b>	4 (vs. Quinnipiac, 11/11/18)
<b>Assists</b>	2 (at Monmouth, 11/6/18)
<b>Blocks</b>	1 (4x, last at Syracuse, 11/18/18)
<b>Steals</b>	3 (at Monmouth, 11/6/18)
<b>Minutes</b>	30 (at Drexel, 11/15/18)

## CAREER HIGHS

<b>Points</b>	25 (at Army 2/28/18)
<b>Rebounds</b>	17 (vs. American, 2/24/18)
<b>FG Made</b>	9 (vs. Army, 1/2/16)
<b>FG Attempted</b>	20 (vs. Army, 1/2/16)
<b>3FG Made</b>	4 (2x, last at YSU, 11/24/17)
<b>3FG Attempted</b>	7 (2x, last vs. American, 1/5/17)
<b>FT Made</b>	8 (at Loyola, 2/14/18)
<b>FT Attempted</b>	10 (at Iona, 12/3/17)
<b>Assists</b>	8 (vs. Manhattan, 12/20/16)
<b>Blocks</b>	5 (2x, last vs. Manhat., 12/20/16)
<b>Steals</b>	4 (vs. Manhattan, 12/20/16)
<b>Minutes</b>	41 (vs. American, 1/5/17)

## YEAR-BY-YEAR STATISTICS

Year	GP	GS	Min	Avg	FG	FGA	Pct	3FG	3FGA	Pct	FT	FTA	Pct	Reb	Avg	PF	FO	Ast	TO	Blk	Stl	Pts	Avg
2015-16	33	20	565	17.1	85	201	.423	21	73	.288	47	60	.783	126	3.8	59	0	19	31	17	18	238	7.2
2016-17	33	33	938	28.4	141	287	.491	46	129	.357	75	87	.862	290	8.8	69	2	66	71	48	27	403	12.2
2017-18	32	32	927	29.0	142	309	.460	26	107	.243	95	127	.748	287	9.0	69	1	37	81	34	25	405	12.7
2018-19	4	4	117	29.3	14	28	.500	7	14	.500	7	8	.875	39	9.8	6	0	2	7	4	6	42	10.5
<b>TOTAL</b>	<b>102</b>	<b>89</b>	<b>2547</b>	<b>25.0</b>	<b>382</b>	<b>825</b>	<b>.463</b>	<b>100</b>	<b>323</b>	<b>.310</b>	<b>224</b>	<b>282</b>	<b>.794</b>	<b>742</b>	<b>7.3</b>	<b>203</b>	<b>3</b>	<b>124</b>	<b>190</b>	<b>103</b>	<b>76</b>	<b>1088</b>	<b>10.7</b>





# #20 KATE WALKER

SENIOR // 6-0 // G // RED OAK, IOWA // RED OAK COMMUNITY

## 2018-19 GAME-BY-GAME STATISTICS

Opponent	Min.	FG-A	Pct.	3FG-A	Pct.	FT-A	Pct.	Reb	A	TO	B	S	PTS
at Monmouth	26	4-12	.333	1-3	.333	3-4	.750	6	2	4	0	5	12
QUINNIPIAC	36	4-8	.500	1-2	.500	4-4	1.000	2	3	3	0	2	13
at Drexel	37	3-8	.375	0-3	.000	2-2	1.000	3	3	3	0	0	8
at Syracuse	29	1-4	.250	1-1	1.000	0-0	---	0	2	5	0	1	3
vs. UMass													
vs. Fairfield													
at Brown													
at St. Bonaventure													
IONA													
RIDER													
YOUNGSTOWN ST.													
at Iowa State													
AMERICAN													
BOSTON U.													
at Army													
at Lafayette													
LEHIGH													
at Colgate													
at Loyola (Md.)													
HOLY CROSS													
at Navy													
at Boston U.													
LAFAYETTE													
at Lehigh													
COLGATE													
LOYOLA (Md.)													
at Holy Cross													
NAVY													
at American													
ARMY													

### CAREER

- First Team All-Patriot League (2018)
- Patriot League All-Tournament Team (2018)
- Ninth in school history with 99 3-pointers
- Three-time member of the Patriot League Academic Honor Roll.
- 93 games played, including 47 starts

### 2018-19 (SENIOR)

- Started first four games
- Preseason All-Patriot League
- Team captain
- Scored 12 points and had career-high five steals in a season-opening 70-32 win at Monmouth
- 13 points and three assists in a 75-58 win over Quinnipiac

### 2017-18 (JUNIOR)

- Started all 32 games and led the team in scoring at 12.8 ppg
- Averaged 4.3 rebounds, 2.1 assists, and 1.2 steals
- Shot 83 percent (113-137) from the line and 33 percent (39-119) from beyond the arc
- Finished second in the conference in free throw percentage
- Averaged 14.2 points, 4.3 rebounds and 2.1 assists in 18 league games
- Scored in double-digits in 19 games
- Had a steal in 24 games and multiple steals in 14 contests

### 2016-17 (SOPHOMORE)

- Played in 31 of 33 games, including seven starts, missing two with illness.
- Averaged 9.0 points, 3.9 rebounds, and 1.6 assists
- Shot 45 percent (49-108) from beyond the arc and led the team with 49 3-pointers
- Pulled down a career-high nine rebounds in a 64-61 win at Saint Joseph's.

### 2015-16 (FRESHMAN)

- Appeared in 26 games, including four starts, averaging 2.6 points and 1.3 rebounds.
- Made collegiate debut in a season-opening 59-57 win at Cleveland State.

### HIGH SCHOOL

- Three-time All-State in Iowa.
- Omaha World-Herald Western Iowa Female Athlete of the Year.

## 2018-19 SEASON HIGHS

Points	13 (vs. Quinnipiac, 11/11/18)
Rebounds	6 (at Monmouth, 11/6/18)
FG Made	4 (2x, last vs. Quinn., 11/11/18)
FG Attempted	12 (at Monmouth, 11/6/18)
3FG Made	1 (3x, las at Syracuse, 11/18/18)
3FG Attempted	3 (2x, last at Drexel, 11/15/18)
FT Made	4 (vs. Quinnipiac, 11/11/18)
FT Attempted	4 (2x, last vs. Quinn., 11/11/18)
Assists	3 (2x, last at Drexel, 11/15/18)
Blocks	--
Steals	5 (at Monmouth, 11/6/18)
Minutes	36 (vs. Quinnipiac, 11/11/18)

## CAREER HIGHS

Points	25 (2x, last vs. Navy, 3/8/18)
Rebounds	9 (4x, last vs. Navy, 3/8/18)
FG Made	8 (3x, last vs. Navy, 3/8/18)
FG Attempted	18 (at Boston U., 1/21/17)
3FG Made	5 (2x, last at Lafayette, 2/3/18)
3FG Attempted	10 (at Boston U., 1/21/17)
FT Made	9 (2x, last vs. Boston U., 1/27/18)
FT Attempted	12 (vs. Boston U., 1/27/18)
Assists	6 (at Holy Cross, 1/20/18)
Blocks	2 (2x, last vs. Navy, 1/24/18)
Steals	5 (at Monmouth, 11/6/18)
Minutes	39 (at American, 12/29/17)

## YEAR-BY-YEAR STATISTICS

Year	GP	GS	Min	Avg	FG	FGA	Pct	3FG	3FGA	Pct	FT	FTA	Pct	Reb	Avg	PF	FO	Ast	TO	Blk	Stl	Pts	Avg
2015-16	26	4	310	11.9	20	63	.317	8	35	.229	20	29	.690	34	1.3	23	0	16	14	1	9	68	2.6
2016-17	31	7	830	26.8	98	209	.469	49	108	.454	33	39	.846	121	3.9	65	0	50	45	4	28	278	9.0
2017-18	32	32	994	31.1	129	314	.411	39	119	.328	113	137	.825	137	4.3	64	0	68	106	8	39	410	12.8
2018-19	4	4	119	29.8	12	32	.375	3	9	.333	9	10	.900	11	2.8	9	0	10	15	0	8	36	9.0
TOTAL	93	47	2253	24.2	259	618	.419	99	271	.365	175	215	.814	303	3.3	161	0	144	180	13	84	792	8.5



# #12 MARLY WALLS

**FRESHMAN // 5-8 // G // BARDSTOWN, KY. // NELSON COUNTY**

## 2018-19 GAME-BY-GAME STATISTICS

Opponent	Min.	FG-A	Pct.	3FG-A	Pct.	FT-A	Pct.	Reb	A	TO	B	S	PTS
at Monmouth	10	2-3	.667	0-1	.000	0-0	---	2	1	4	0	0	4
QUINNIPIAC	16	2-5	.400	0-0	---	6-6	1.000	5	1	3	0	1	10
at Drexel	10	0-3	.000	0-1	.000	0-0	---	1	0	1	0	0	0
at Syracuse	4	1-2	.500	0-1	.000	0-0	---	0	0	0	0	0	2
vs. UMass													
vs. Fairfield													
at Brown													
at St. Bonaventure													
IONA													
RIDER													
YOUNGSTOWN ST.													
at Iowa State													
AMERICAN													
BOSTON U.													
at Army													
at Lafayette													
LEHIGH													
at Colgate													
at Loyola (Md.)													
HOLY CROSS													
at Navy													
at Boston U.													
LAFAYETTE													
at Lehigh													
COLGATE													
LOYOLA (Md.)													
at Holy Cross													
NAVY													
at American													
ARMY													

## 2018-19 (FRESHMAN)

- Played all four games
- Scored 10 points while shooting 6-6 from the line and had five rebounds in a 75-58 win over Quinnipiac
- Made collegiate debut and finished with four points and two rebounds in a season-opening 70-32 win at Monmouth

## HIGH SCHOOL

- All-State in Kentucky
- Scored over 2,000 career points
- Kentucky Athlete of the Year in track, making state finals in hurdles, high jump, and triple jump

## 2018-19 SEASON HIGHS

<b>Points</b>	10 (vs. Quinnipiac, 11/11/18)
<b>Rebounds</b>	5 (vs. Quinnipiac, 11/11/18)
<b>FG Made</b>	2 (2x, last vs. Quinn., 11/11/18)
<b>FG Attempted</b>	5 (vs. Quinnipiac, 11/11/18)
<b>3FG Made</b>	---
<b>3FG Attempted</b>	1 (3x, last at Syracuse, 11/11/18)
<b>FT Made</b>	6 (vs. Quinnipiac, 11/11/18)
<b>FT Attempted</b>	6 (vs. Quinnipiac, 11/11/18)
<b>Assists</b>	1 (2x, last vs. Quinn., 11/11/18)
<b>Blocks</b>	--
<b>Steals</b>	1 (vs. Quinnipiac, 11/11/18)
<b>Minutes</b>	16 (vs. Quinnipiac, 11/11/18)

## CAREER HIGHS

<b>Points</b>	10 (vs. Quinnipiac, 11/11/18)
<b>Rebounds</b>	5 (vs. Quinnipiac, 11/11/18)
<b>FG Made</b>	2 (2x, last vs. Quinn., 11/11/18)
<b>FG Attempted</b>	5 (vs. Quinnipiac, 11/11/18)
<b>3FG Made</b>	---
<b>3FG Attempted</b>	1 (3x, last at Syracuse, 11/11/18)
<b>FT Made</b>	6 (vs. Quinnipiac, 11/11/18)
<b>FT Attempted</b>	6 (vs. Quinnipiac, 11/11/18)
<b>Assists</b>	1 (2x, last vs. Quinn., 11/11/18)
<b>Blocks</b>	--
<b>Steals</b>	1 (vs. Quinnipiac, 11/11/18)
<b>Minutes</b>	16 (vs. Quinnipiac, 11/11/18)

## YEAR-BY-YEAR STATISTICS

Year	GP	GS	Min	Avg	FG	FGA	Pct	3FG	3FGA	Pct	FT	FTA	Pct	Reb	Avg	PF	FO	Ast	TO	Blk	Stl	Pts	Avg
2018-19	4	0	40	10.0	5	13	.385	0	3	.000	6	6	1.000	8	2.0	3	0	2	8	0	1	16	4.0
<b>TOTAL</b>	<b>4</b>	<b>0</b>	<b>40</b>	<b>10.0</b>	<b>5</b>	<b>13</b>	<b>.385</b>	<b>0</b>	<b>3</b>	<b>.000</b>	<b>6</b>	<b>6</b>	<b>1.000</b>	<b>8</b>	<b>2.0</b>	<b>3</b>	<b>0</b>	<b>2</b>	<b>8</b>	<b>0</b>	<b>1</b>	<b>16</b>	<b>4.0</b>

Bucknell Women's Basketball Game Notes - 28

GAME 1 -- BUCKNELL 70, MONMOUTH 32



Official Basketball Box Score -- Game Totals -- Final Statistics  
Bucknell vs Monmouth  
11/06/18 6:00 pm at West Long Branch, N.J. (OceanFirst Bank)



Bucknell 70 • 1-0

#	Player	Total		3-Ptr		Rebounds			PF	TP	A TO Blk Stl				Min
		FG-FGA	FT-FTA	FG-FGA	FT-FTA	Off	Def	Tot			A	TO	Blk	Stl	
40	Mack, Ellie	f	4-7	1-2	0-0	0	7	7	1	9	1	1	1	1	23
50	Slagus, Kaitlyn	f	4-7	2-4	1-2	4	6	10	0	11	2	1	1	3	26
02	English, Kyi	g	3-4	0-1	0-0	0	1	1	2	6	1	2	0	0	20
20	Walker, Kate	g	4-12	1-3	3-4	3	3	6	3	12	2	4	0	5	26
25	Kapp, Abby	g	3-4	3-3	0-0	1	1	2	2	9	3	2	0	2	23
03	Brugler, Tessa	g	1-2	0-0	2-2	0	2	2	2	4	2	0	1	0	11
04	Hayes, Gia	g	2-3	1-1	0-0	0	0	0	0	5	0	1	0	0	9
11	O'Brien, Taylor	g	1-2	0-0	4-4	0	3	3	1	6	0	2	0	0	11
12	Walls, Marly	g	2-3	0-1	0-0	1	1	2	2	4	1	4	0	0	10
13	Dumiak, Rachel	g	0-1	0-1	0-0	0	0	0	0	0	1	0	0	0	6
22	Mikkelsen, Maegan	g	1-2	0-0	0-0	1	0	1	0	2	0	0	0	1	10
23	Johnson, Ally	g	0-2	0-1	0-0	1	2	3	2	0	0	2	0	1	13
24	Ceppi, Autumn	g	1-3	0-0	0-0	0	1	1	1	2	2	1	0	2	11
Team						2	3	5			1				
Totals		26-52	8-17	10-12	13	30	43	16	70	15	21	3	15	199	
1st - FG %: 6-13 46.2% 2nd: 6-12 50.0% 3rd: 9-11 81.8% 4th: 5-16 31.3% Game: 26-52 50.0% Deadball Rebounds 1															
3FG %: 1-2 50.0% 4-6 66.7% 1-1 100.0% 1-5 20.0% 8-17 47.1% 10-12 83.3%															
FT %: 1-2 50.0% 7-8 87.5% 2-2 100.0% 0-0 0.0%															

Monmouth 32 • 0-1

#	Player	Total		3-Ptr		Rebounds			PF	TP	A TO Blk Stl				Min
		FG-FGA	FT-FTA	FG-FGA	FT-FTA	Off	Def	Tot			A	TO	Blk	Stl	
25	Lucy Thomas	f	1-6	0-0	2-5	1	2	3	2	4	0	1	0	0	22
24	Erica Balman	c	0-4	0-0	0-0	2	1	3	2	0	0	1	2	0	16
02	Alexa Wallace	g	1-5	0-0	0-0	1	1	2	0	2	0	5	0	1	23
15	Emani Clough	g	2-7	1-3	0-0	1	0	1	1	5	0	2	0	1	13
20	McKinzie Barker	g	0-4	0-1	2-2	1	2	3	1	2	2	1	0	2	25
01	Adriana Zelaya	g	1-4	0-3	0-0	0	2	2	0	2	1	0	0	0	14
03	Rosa Graham	g	3-9	0-2	0-0	0	1	1	2	6	0	4	0	5	26
04	Sierra Green	g	0-4	0-2	2-2	0	1	1	0	2	0	1	0	0	11
14	Carol Arriñeno	g	1-1	0-0	0-0	0	0	0	2	2	0	0	0	0	2
22	Alexa Middleton	g	2-8	0-0	0-0	3	1	4	1	4	2	3	0	1	22
23	Allure Simmons	g	1-4	0-0	0-0	0	0	0	1	2	0	0	0	0	7
32	Taylor Nason	g	0-1	0-0	1-2	3	0	3	2	1	0	3	0	0	18
Team						4	3	7							
Totals		12-57	1-11	7-11	16	14	30	14	32	5	21	3	10	199	
1st - FG %: 2-14 14.3% 2nd: 5-14 35.7% 3rd: 3-17 17.6% 4th: 2-12 16.7% Game: 12-57 21.1% Deadball Rebounds 3															
3FG %: 0-5 0.0% 0-5 0.0% 0-2 0.0% 0-2 0.0% 1-11 9.1% 7-11 63.6%															
FT %: 1-2 50.0% 1-1 100.0% 4-4 100.0% 1-4 25.0%															

Officials: Technical fouls: Bucknell-None. Monmouth-None.  
Attendance: 815  
2018-19 Women's Basketball. Round: 0. Bucknell vs Monmouth. Played at .

Score by periods	1st	2nd	3rd	4th	Total
Bucknell	15	23	21	11	70
Monmouth	6	11	10	5	32

Last FG - BUCKNELL 4th-00:52, MONMOUTH 4th-01:57.  
Largest lead - BUCKNELL by 38 4th-05:39, MONMOUTH None.  
BUCKNELL led for 39:36. MONMOUTH led for 00:00. Game was tied for 00:24.

GAME 2 -- BUCKNELL 75, QUINNIPIAC 32



Official Basketball Box Score -- Game Totals -- Final Statistics  
Quinnipiac vs Bucknell  
11/11/18 4:00 pm at



Quinnipiac 58 • 1-1

#	Player	Total		3-Ptr		Rebounds			PF	TP	A TO Blk Stl				Min
		FG-FGA	FT-FTA	FG-FGA	FT-FTA	Off	Def	Tot			A	TO	Blk	Stl	
04	Paula Strautmane	f	3-10	2-4	0-0	3	2	5	5	8	3	3	1	2	30
21	Jen Fay	f	4-16	0-6	3-3	0	3	3	5	11	4	1	0	1	31
25	Aryn McClure	g	6-13	0-0	4-6	3	6	9	2	16	3	3	0	4	32
02	Taylor Herd	g	4-8	2-6	1-2	1	8	9	0	11	0	2	0	0	28
11	Edel Thornton	g	1-4	0-1	0-0	0	2	2	3	2	1	2	0	0	25
10	Jaden Ward	g	0-5	0-2	0-0	0	1	1	1	0	0	1	1	0	8
20	Paige Warfel	g	0-0	0-0	0-0	1	1	2	2	0	0	1	0	0	6
22	Mackenzie DeWees	g	1-1	1-1	1-2	0	1	1	2	4	0	0	0	0	9
23	Brittany Martin	g	1-3	0-0	0-0	0	0	0	3	2	2	0	0	0	20
24	Amani Free	g	0-0	0-0	0-0	0	0	0	1	0	0	0	0	0	2
33	Chiara Bacchini	g	2-4	0-1	0-0	0	0	0	0	4	0	0	0	0	10
Team						1	0	1							
Totals		22-64	5-21	9-13	9	24	33	24	58	13	13	2	7	201	
1st - FG %: 8-14 57.1% 2nd: 7-18 38.9% 3rd: 1-13 7.7% 4th: 6-19 31.6% Game: 22-64 34.4% Deadball Rebounds 4															
3FG %: 4-6 66.7% 1-6 16.7% 0-3 0.0% 5-21 23.8% 9-13 69.2%															
FT %: 1-2 50.0% 1-1 100.0% 4-5 80.0% 3-5 60.0%															

Bucknell 75 • 2-0

#	Player	Total		3-Ptr		Rebounds			PF	TP	A TO Blk Stl				Min
		FG-FGA	FT-FTA	FG-FGA	FT-FTA	Off	Def	Tot			A	TO	Blk	Stl	
40	Mack, Ellie	f	3-6	2-2	3-4	2	6	8	2	11	1	4	2	0	28
50	Slagus, Kaitlyn	f	4-10	3-6	4-4	3	11	14	1	15	0	1	1	0	34
02	English, Kyi	g	4-10	0-1	4-6	0	4	4	3	12	8	3	0	4	25
20	Walker, Kate	g	4-8	1-2	4-4	0	2	2	1	13	3	3	0	2	37
25	Kapp, Abby	g	3-8	2-6	0-0	0	3	3	5	8	1	1	0	3	29
03	Brugler, Tessa	g	0-0	0-0	1-2	0	0	0	1	1	0	0	0	0	3
04	Hayes, Gia	g	0-0	0-0	0-0	0	0	0	0	0	0	0	0	0	1
11	O'Brien, Taylor	g	0-0	0-0	0-0	0	0	0	1	0	0	0	0	0	2
12	Walls, Marly	g	2-5	0-0	6-6	1	4	5	1	10	1	3	0	1	16
13	Dumiak, Rachel	g	0-0	0-0	0-0	0	0	0	0	0	0	0	0	0	0
22	Mikkelsen, Maegan	g	0-0	0-0	0-0	0	0	0	0	0	0	0	0	0	0
23	Johnson, Ally	g	1-2	1-2	0-0	0	0	0	0	3	0	0	0	0	10
24	Ceppi, Autumn	g	1-2	0-1	0-0	0	1	1	3	2	0	0	1	0	16
Team						1	2	3			1				
Totals		22-51	9-20	22-26	7	33	40	18	75	14	16	4	10	201	
1st - FG %: 8-17 47.1% 2nd: 5-12 41.7% 3rd: 8-15 53.3% 4th: 1-7 14.3% Game: 22-51 43.1% Deadball Rebounds 2															
3FG %: 3-6 50.0% 1-5 20.0% 4-5 80.0% 9-10 90.0%															
FT %: 2-2 100.0% 6-6 100.0% 5-8 62.5%															

Officials: Technical fouls: Quinnipiac-None. Bucknell-None.  
Attendance: 1215  
2018-19 Women's Basketball. Round: 0. Bucknell vs Quinnipiac. Played at .

Score by periods	1st	2nd	3rd	4th	Total
Quinnipiac	21	16	6	15	58
Bucknell	21	17	25	12	75

Last FG - QU 4th-00:53, BUCKNELL 4th-09:16.  
Largest lead - QU by 7 2nd-04:49, BUCKNELL by 23 4th-09:16.  
QU led for 14:53. BUCKNELL led for 22:38. Game was tied for 02:29.

GAME 3 -- DREXEL 64, BUCKNELL 42



Official Basketball Box Score -- Game Totals -- Final Statistics  
Bucknell vs Drexel  
11/15/18 7:00 pm at



Bucknell 42 • 2-1

#	Player		Total		3-Ptr		Rebounds			PF	TP	A TO Blk Stl				Min
			FG-FGA	FT-FTA	FG-FGA	FT-FTA	Off	Def	Tot			A	TO	Blk	Stl	
40	Mack, Ellie	f	3-9	0-4	0-0	1	5	6	4	6	5	2	1	0	26	
50	Slagus, Kaitlyn	f	2-6	1-2	2-2	2	6	8	1	7	0	2	1	1	30	
02	English, Kyi	g	1-3	0-0	0-0	0	0	0	5	2	0	5	0	1	22	
20	Walker, Kate	g	3-8	0-3	2-2	1	2	3	4	8	3	3	0	0	27	
25	Kapp, Abby	g	1-5	1-3	1-2	0	2	2	3	4	1	0	1	1	22	
03	Brugler, Tessa		1-4	0-2	0-0	0	2	2	3	2	0	1	0	0	17	
04	Hayes, Gia		1-2	0-0	1-2	0	0	0	1	3	2	2	0	1	10	
11	O'Brien, Taylor		3-6	1-2	0-0	0	2	2	1	7	0	1	0	0	11	
12	Walls, Marly		0-3	0-1	0-0	0	1	1	0	0	0	1	0	0	10	
13	Dumiak, Rachel		0-0	0-0	0-0	0	0	0	0	0	0	0	0	0	4	
22	Mikkelsen, Maegen		0-0	0-0	0-0	1	3	4	0	0	0	0	0	0	15	
23	Johnson, Ally		1-2	1-1	0-0	0	0	0	2	3	0	2	0	0	5	
	Team					5	3	8								
Totals			16-48	4-18	6-8	10	26	36	24	42	11	19	4	4	199	
1st - FG %: 6-13 46.2%    2nd: 1-9 11.1%    3rd: 3-15 20.0%    4th: 6-11 54.5%    Game: 16-48 33.3%    Deadball																
3FG %: 2-7 28.6%    0-2 0.0%    1-2 50.0%    1-3 33.3%    4-18 22.2%    Rebound																
FT %: 2-2 100%    0-0 0.0%    2-2 100%    0-0 0.0%    0-0 0.0%    0-0 0.0%																



**2018-19 Bucknell Women's Basketball  
Bucknell Combined Team Statistics (as of Nov 16, 2018)  
All games**

<b>RECORD:</b>	<b>OVERALL</b>	<b>HOME</b>	<b>AWAY</b>	<b>NEUTRAL</b>
ALL GAMES	2-2	1-0	1-2	0-0
CONFERENCE	0-0	0-0	0-0	0-0
NON-CONFERENCE	2-2	1-0	1-2	0-0

##	Player	gp-gs	min	avg	Total		3-Point		F-Throw		Rebounds				pf	dq	a	to	blk	stl	pts	avg	
					fg-fga	fg%	3fg-fga	3fg%	ft-fa	ft%	off	def	tot	avg									
50	Slagus, Kaitlyn	4-4	117	29.3	14-28	.500	7-14	.500	7-8	.875	11	28	39	9.8	6	0	2	7	4	6	42	10.5	
40	Mack, Ellie	4-4	105	26.3	14-31	.452	4-11	.364	5-6	.833	6	20	26	6.5	11	0	9	9	7	1	37	9.3	
20	Walker, Kate	4-4	119	29.8	12-32	.375	3-9	.333	9-10	.900	4	7	11	2.8	9	0	10	15	0	8	36	9.0	
25	Kapp, Abby	4-4	97	24.3	11-26	.423	9-20	.450	1-2	.500	1	9	10	2.5	15	2	6	10	2	7	32	8.0	
02	English, Kyi	4-4	103	25.8	11-28	.393	1-6	.167	7-10	.700	1	6	7	1.8	12	1	13	16	0	10	30	7.5	
12	Walls, Marly	4-0	40	10.0	5-13	.385	0-3	.000	6-6	1.000	2	6	8	2.0	3	0	2	8	0	1	16	4.0	
11	O'Brien, Taylor	4-0	35	8.8	4-11	.364	1-4	.250	6-6	1.000	0	6	6	1.5	3	0	0	4	0	1	15	3.8	
23	Johnson, Ally	4-0	54	13.5	5-10	.500	4-7	.571	0-0	.000	1	5	6	1.5	4	0	1	7	0	1	14	3.5	
04	Hayes, Gia	3-0	20	6.7	3-5	.600	1-1	1.000	1-2	.500	0	0	0	0.0	1	0	2	3	0	1	8	2.7	
03	Brugler, Tessa	4-0	37	9.3	2-6	.333	0-2	.000	3-4	.750	0	4	4	1.0	6	0	2	2	1	0	7	1.8	
24	Ceppi, Autumn	3-0	47	15.7	2-8	.250	0-3	.000	0-0	.000	1	4	5	1.7	7	0	4	3	2	3	4	1.3	
22	Mikkelsen, Maegan	3-0	15	5.0	1-2	.500	0-0	.000	0-0	.000	2	3	5	1.7	0	0	0	0	0	1	2	0.7	
13	Dumiak, Rachel	3-0	10	3.3	0-1	.000	0-1	.000	0-0	.000	0	0	0	0.0	0	0	1	0	0	0	0	0.0	
Team											11	11	22	3									
Total.....		0	799		84-201	.418	30-81	.370	45-54	.833	40	109	149	0.0	77	3	52	87	16	40	243	0.0	
Opponents.....		0	801		80-238	.336	16-69	.232	48-68	.706	56	82	138	0.0	60	-	46	65	10	45	224	0.0	

<b>TEAM STATISTICS</b>	<b>BUCKNELL</b>	<b>OPP</b>	<b>Date</b>	<b>Opponent</b>	<b>Score</b>	<b>Att.</b>
SCORING	243	224	11/06/18	at Monmouth	w 70-32	815
Points per game	60.8	56.0	11/11/18	QUINNIPIAC	w 75-58	1215
Scoring margin	+4.8	-	11/15/18	at Drexel	L 42-64	359
FIELD GOALS-ATT	84-201	80-238	11/18/18	at Syracuse	L 56-70	1409
Field goal pct	.418	.336				

3 POINT FG-ATT	30-81	16-69
3-point FG pct	.370	.232
3-pt FG made per game	7.5	4.0
FREE THROWS-ATT	45-54	48-68
Free throw pct	.833	.706
F-Throws made per game	11.3	12.0
REBOUNDS	149	138
Rebounds per game	37.2	34.5
Rebounding margin	+2.8	-
ASSISTS	52	46
Assists per game	13.0	11.5
TURNOVERS	87	65
Turnovers per game	21.8	16.3
Turnover margin	-5.5	-
Assist/turnover ratio	0.6	0.7
STEALS	40	45
Steals per game	10.0	11.3
BLOCKS	16	10
Blocks per game	4.0	2.5
ATTENDANCE	1215	2583
Home games-Avg/Game	1-1215	3-861
Neutral site-Avg/Game	-	0-0

\* - Conference game

<b>Score by Periods</b>	<b>1st</b>	<b>2nd</b>	<b>3rd</b>	<b>4th</b>	<b>Totals</b>
Bucknell	63	59	75	46	243
Opponents	55	58	62	49	224