



BUCKNELL WOMEN'S BASKETBALL

Patriot League Tournament Champion — 2002, 2008, 2017

Patriot League Regular Season Champion — 1996, 2007, 2016 (co), 2017

NCAA Tournament — 2002, 2008, 20017

WNIT — 2007, 2016, 2018

@Bucknell_Bison | @Bucknell_WBB | BucknellBison.com

BUCKNELL BISON (5-2) at ST. BONAVENTURE BONNIES (2-4)

Game 8 • Thursday, Nov. 29 • 7 p.m. • Reilly Center (5,480)

2018-19 SCHEDULE

11/6	at Monmouth	W, 70-32
11/11	QUINNIPIAC	W, 75-58
11/15	at Drexel	L, 64-42
11/18	at #18 Syracuse	L, 70-56
11/23	vs. UMass [^]	W, 77-58
11/24	vs. Fairfield [^]	W, 77-54
11/25	at Brown [^]	W, 91-78
11/29	at St. Bonaventure	7 p.m.
12/2	IONA	2 p.m.
12/16	RIDER	2 p.m.
12/18	YOUNGSTOWN STATE	11 a.m.
12/29	at Iowa State	1 p.m.
1/3	AMERICAN*	6 p.m.
1/6	BOSTON UNIVERSITY	2 p.m.
1/9	at Army West Point*	7 p.m.
1/12	at Lafayette*	2 p.m.
1/16	LEHIGH*	6 p.m.
1/19	at Colgate*	2 p.m.
1/23	at Loyola (Md.)*	6 p.m.
1/26	HOLY CROSS*	2 p.m.
1/30	at Navy*	7 p.m.
2/2	at Boston University*	2 p.m.
2/9	LAFAYETTE*	2:30 p.m.
2/13	at Lehigh*	6 p.m.
2/16	COLGATE*	2 p.m.
2/20	LOYOLA*	6 p.m.
2/23	at Holy Cross*	1 p.m.
2/27	NAVY*	6 p.m.
3/2	at American*	2 p.m.
3/6	ARMY WEST POINT*	6 p.m.

Home games in **BOLD CAPS** at Sojka Pavilion

* Patriot League game

[^] Brown University Turkey Tip-Off (Providence, R.I.)



ATHLETIC COMMUNICATIONS

Assistant Dir. of Athletic Communications:

Matt Jackson

Phone: 412-944-6715

E-Mail: mjj010@bucknell.edu

Fax: 570-577-1660



BUCKNELL BISON:

Record	5-2
Patriot League	0-0
2017-18	22-10 (15-3 PL)
Head Coach	Aaron Roussell
At Bucknell	128-68 (seventh)
Overall	289-118 (14th)
Location	Lewisburg, Pa.



ST. BONAVENTURE BONNIES:

Record	2-4
A-10	0-0
2017-18	8-22 (3-13 A-10)
Head Coach	Jesse Fleming
At St. Bonaventure	19-46 (third)
Overall	19-46 (third)
Location	St. Bonaventure, N.Y.

GAME INFORMATION

Tip	7 p.m.	Series	8-3, St. Bonaventure
Radio	90.5 WVBU	First Game	12/3/85 (Bucknell, 77-71)
Webcast	ESPN+ (\$)	Last Bucknell Win	12/6/16 (57-35)
Internet Audio	BucknellBison.com	Last St. Bonaventure Win	11/21/18 (59-48)
Live Stats	GoBonnies.sbu.edu	Current Streak	St. Bonaventure, 1

BUCKNELL TENTATIVE STARTING LINEUP

Probable Starters:

No.	Name	Pos.	Cl.	Ht.	PPG	RPG	APG
2	Kyi English	G	Sr.	5-5	8.0	2.3	3.4
.....Third Team All-Patriot League (2018) ... 83 career starts ... 11 assists/3 TOs over past three games							
20	Kate Walker	G	Sr.	6-0	8.3	3.1	2.9
.....Preseason All-PL ... First Team All-PL (2018) ... multiple assists in all seven games							
25	Abby Kapp	G	So.	6-0	11.4	2.7	1.4
.....2018 Patriot League All-Rookie Team ... shooting 48% (21-44) from beyond the arc							
40	Ellie Mack	F	Jr.	6-3	10.3	7.1	3.0
.....Seven career starts ... shooting 50% (29-58) from the field ... leads team with 11 blocks							
50	Kaitlyn Slagus	F	Sr.	6-2	14.1	8.6	1.4
.....Preseason All-PL ... 2-time 2nd Team All-PL ... 1,145 career points ... 763 career rebounds							

The Reserves:

No.	Name	Pos.	Cl.	Ht.	PPG	RPG	Notes
3	Tessa Brugler	F	So.	6-1	1.9	0.7	32 career games played
4	Gia Hayes	G	Jr.	5-8	2.0	0.0	66 career games played
11	Taylor O'Brien	G	Fr.	5-9	3.8	1.5	Four career games played
12	Marly Walls	G	Fr.	5-8	3.9	1.9	Seven career games played
13	Rachel Dumiak	G	Sr.	5-11	0.0	0.0	27 career starts
22	Maegan Mikkelsen	F	Sr.	6-4	0.7	1.2	64 career games played
23	Ally Johnson	G	So.	5-10	5.3	1.1	53% (9-17) on 3s this season
24	Autumn Ceppi	F	So.	6-1	2.8	2.7	1.2 steals per game this season

STAT COMPARISON

Offensive Breakdown	Bucknell	SBU	Defensive Breakdown	Bucknell	SBU
Scoring average	69.7	65.0	Scoring defense	59.1	70.3
FG%	.464	.394	FG% defense	.378	.399
3FG%	.399	.287	3FG% defense	.278	.313
FT%	.776	.713	FG/A per game allowed	22.1/58.6	26.5/66.3
FG/A per game	24.7/53.3	22.5/57.2	3FG/A per game allowed	4.6/16.4	7.5/24.0
3FG/A per game	8.4/21.1	5.5/19.2	FT/A per game allowed	10.3/14.9	9.8/14.3
FT/A per game	11.9/15.3	14.5/20.3	Reb. per game allowed	32.7	39.8
Rebounds per game	36.4	38.0	Rebound margin	+3.7	-1.8
Off. rebounds per game	10.1	9.7	Off. reb. allowed per game	12.3	13.2
Assists per game	15.6	11.8	Steals per game	9.1	5.5
Asst/FG ratio	0.63	0.53	Blocks per game	4.1	2.0
Turnovers per game	18.3	19.0	Forced turnovers per game	16.0	16.0
Asst/TO ratio	0.9	0.6	Fouls per game	18.4	14.7

Bucknell Leaders:

Scoring	Kaitlyn Slagus (14.1)
Rebounding.....	Kaitlyn Slagus (8.6)
Assists	Kyi English (3.4)
Blocks.....	Ellie Mack (1.6)
Steals.....	Kyi English (2.0)
FG%	Kaitlyn Slagus (.541, 33-61)
3-pt. FG%.....	Ally Johnson (.529, 9-17)
FT%	Kate Walker (.857, 12-14)

St. Bonaventure Leaders:

Scoring	Asianae Johnson (11.8)
Rebounding.....	Emily Calabrese (7.3)
Assists	Claudia Del Moral (2.7)
Blocks.....	Bree Paulson (0.8)
Steals.....	Johnson, Logan, Francis (0.8)
FG%	Amanda Oliver (.615, 16-26)
3-pt. FG%.....	Deja Francis (.444, 4-9)
FT%	Emily Calabrese (.789, 15-19)

2018-19 BUCKNELL WOMEN'S BASKETBALL NUMERICAL ROSTER

No.	Name	Cl.	Pos.	Ht.	Hometown/High School
2	Kyi English	Sr.	G	5-5	East Orange, N.J./East Orange
3	Tessa Brugler	So.	F	6-1	Nazareth, Pa./Nazareth
4	Gia Hayes	Jr.	G	5-8	Maumelle, Ark./eStem High Public Charter School
11	Taylor O'Brien	Fr.	G	5-9	Lafayette Hill, Pa./Plymouth Whitemarsh
12	Marly Walls	Fr.	G	5-8	Bardstown, Ky./Nelson County
13	Rachel Dumiak	Sr.	G	5-11	Carlsbad, Calif./La Costa Canyon
20	Kate Walker	Sr.	G	6-0	Red Oak, Iowa/Red Oak Community
22	Maegan Mikkelsen	Sr.	F	6-4	Woodbridge, Va./Woodbridge
23	Ally Johnson	So.	G	5-10	Fort Michell, Ky./Beechwood
24	Autumn Ceppi	So.	F	6-1	Bedford, Mass./Dana Hall
25	Abby Kapp	So.	G	6-0	Barto, Pa./Boyertown
40	Ellie Mack	Jr.	G	6-3	Paoli, Pa./Conestoga
50	Kaitlyn Slagus	Sr.	F	6-2	Belle Vernon, Pa./Belle Vernon

WHERE TO CATCH BISON BASKETBALL**On the Radio:**

- Every game, home and away, on WVBU 90.5 FM, unless otherwise noted

On the Internet (Audio):

- Bison Sports Network radio broadcast free of charge via BucknellBison.com

On the Internet (Video):

- Every non-league home game and every Patriot League contest available free of charge on Bison Vision through the Patriot League Network (PatriotLeague.tv)
- Justin Antweil is the voice of the Bucknell women's basketball team and can be heard at every Bison game, home or away.

PRONUNCIATION GUIDE

Tessa Brugler.....	Brewgler
Autumn Ceppi.....	SEP-ee
Rachel Dumiak	DOO-me-ack
Kyi English.....	Ky
Jeanine Radice.....	RAH-deese
Aaron Roussel	ruh-SELL
Kaitlyn Slagus.....	SLAY-gus

BISON BY STATE

Head Coach: Aaron Roussel (Iowa '01), seventh season

Assistant Coaches: Jeanine Radice (Fordham '89), second season

Darren Guensch (Radford '05), first season

Brittany Pinkney (VCU '08), second season

Manager of Basketball Operations: Ryland Adkins (Maryland '16), second season

Athletic Trainer: Casey Gonzalez (Cal State Fullerton '09)

Strength & Conditioning Coach: Matt Baney

Video Coordinator: John Studer



Arkansas
Hayes (1)



California
Dumiak (1)



Iowa
Walker (1)



Kentucky
Johnson, Walls (2)



Massachusetts
Ceppi (1)



New Jersey
English (1)



Pennsylvania
Brugler, Kapp,
Mack, O'Brien,
Slagus, (5)



Virginia
Mikkelsen (1)

2018-19 BUCKNELL WOMEN'S BASKETBALL



2
KYI ENGLISH
SR. - G - 5-5



3
TESSA BRUGLER
SO. - F - 6-1



4
GIA HAYES
JR. - G - 5-8



11
TAYLOR O'BRIEN
FR. - G - 5-9



12
MARLY WALLS
FR. - G - 5-8



13
RACHEL DUMIAK
SR. - G - 5-11



20
KATE WALKER
SR. - G - 6-0



22
MAEGAN MIKKELSEN
SR. - F - 6-4



23
ALLY JOHNSON
SO. - G - 5-10



24
AUTUMN CEPPI
SO. - F - 6-1



25
ABBY KAPP
SO. - G - 6-0



40
ELLIE MACK
JR. - G - 6-3



50
KAITLYN SLAGUS
SR. - F - 6-2



AARON ROUSSELL
HEAD COACH



JEANINE RADICE
ASSISTANT COACH



DARREN GUENSCH
ASSISTANT COACH



BRITTANY PINKNEY
ASSISTANT COACH



RYLAND ADKINS
MGR. BASKETBALL OPS.

STARTERS BY GAME

	Guard	Guard	Guard	Forward	Forward
at Monmouth	English	Walker	Kapp	Mack	Slagus
QUINNIPIAC	English	Walker	Kapp	Mack	Slagus
at Drexel	English	Walker	Kapp	Mack	Slagus
at Syracuse	English	Walker	Kapp	Mack	Slagus
vs. UMass	English	Walker	Kapp	Mack	Slagus
vs. Fairfield	English	Walker	Kapp	Mack	Slagus
at Brown	English	Walker	Kapp	Mack	Slagus
at St. Bona.					
IONA					
RIDER					
YSU					
at Iowa State					
AMERICAN					
BOSTON U.					
at Army					
at Lafayette					
LEHIGH					
at Colgate					
at Loyola					
HOLY CROSS					
at Navy					
at Boston U.					
LAFAYETTE					
at Lehigh					
COLGATE					
LOYOLA					
at Holy Cross					
NAVY					
at American					
ARMY					

WIN/LOSSES BY LINEUP

English, Walker, Kapp, Mack, Slagus..... 5-2 (.714)
at Monmouth (W), QUINNIPIAC (W), at Drexel (L), at #18 Syracuse (L), vs. UMass (W), vs. Fairfield (W), at Brown (W)

LAST TIME OUT

- Bucknell went 3-0 at the Turkey Tip-Off, beating UMass (77-58), Fairfield (77-54), and host Brown (91-78).
- **Kaitlyn Slagus** was named the Tournament MVP. She was joined on the All-Tournament Team by **Abby Kapp** and **Ellie Mack**.
- Slagus averaged 19.0 points and 7.0 rebounds over the three games. She scored a career-high 30 points in addition to six rebounds in the win over Brown, and had a double-double of 18 points and 10 boards in the win over UMass.
- Bucknell shot 52 percent (89-172) from the field and 43 percent (29-67) from beyond the arc. The Bison assisted on 57 of their 89 field goals and had just 41 turnovers.

CAREER HIGHS SET LAST GAME

- Autumn Ceppi** — points (7), field goals made (3)
- Ally Johnson** — free throws made (4), free throw attempts (4), assists (3)
- Abby Kapp** — minutes (36)
- Ellie Mack** — rebounds (9), field goal attempts (14)
- Kaitlyn Slagus** — points (30), free throws made (12), free throw attempts (14)

WITH A WIN OVER ST. BONAVENTURE, BUCKNELL WOULD...

- improve to 6-2 overall, its best eight-game record since 2000-01.
- up its winning streak to four games.
- improve to 4-8 in the all-time series with the Bonnies
- improve to 2-1 against the Bonnies under head coach Aaron Roussell.
- improve to 21-41 all-time against current members of the Atlantic 10.
- improve to 2-0 against the Atlantic 10 this season.
- improve to 4-3 against the Atlantic 10 under Roussell.

ABOUT ST. BONAVENTURE

- St. Bonaventure is 2-4 following three straight losses to Hofstra (67-59), Ohio (70-53), and Denver (76-62). The Bonnies also have a loss to Georgia (67-40) and wins over Niagara (76-48) and Canisius (100-94, 3OT)
- The Bonnies have five players averaging more than 8.0 points, led by Asianae Johnson (11.8).
- St. Bonaventure was picked 12th out of 14 teams in the Atlantic 10 Preseason Poll.

SERIES HISTORY WITH ST. BONAVENTURE

- St. Bonaventure leads the all-time series 8-3, including a 59-48 win in Lewisburg last season.
- Bucknell is 1-1 against St. Bonaventure under head coach Aaron Roussell. The Bison won 57-35 in 2016.
- **Kyi English** has averaged 15.5 points , 3.5 rebounds, and 1.0 steals in two career games against the Bonnies.

WHERE DO THEY RANK?

- **Bucknell** is ranked 12th in the latest edition of the CollegeInsider.com Women's Mid-Major Top 25. The Bison are ranked 24th in the most recent RPI.
- **St. Bonaventure** is ranked 269th in the RPI.

70 IS THE MAGIC NUMBER

- Bucknell is nearly unbeatable when reaching 70 points in a game. The Bison are 65-2 during the Roussell era when scoring at least 70 points.
- The only two losses came to Navy in double overtime in 2014 and Michigan in 2016.
- Bucknell has scored 70-plus points in each of its five wins this season.

STREAKS OF NOTE

- Autumn Ceppi** — 4 straight games with a steal
- Kyi English** — 60 consecutive starts
- Ally Johnson** — 6 straight games with a 3-pointer
- Abby Kapp** — 7 straight games with a 3 -pointer, 4 straight games with multiple 3-pointers, 4 straight games with double-digits points, 8 straight games with a steal
- Ellie Mack** — 5 straight games with multiple assists
- Kaitlyn Slagus** — 77 consecutive starts, 15 straight games with at least five rebounds
- Kate Walker** — 39 consecutive starts, 7 straight games with multiple assists

SLAGUS HAS CHANCE TO MAKE PROGRAM HISTORY

- Senior **Kaitlyn Slagus** has a chance to become the first player in program history to reach both the 1,000-point and 1,000-rebound milestones.
- She already ranks 18th in program history with 1,145 career points and ranks ninth with 763 rebounds.

PATRIOT LEAGUE**2018-19 PATRIOT LEAGUE STANDINGS**

	League		Overall	
	W-L	Pct.	W-L	Pct.
Bucknell	0-0	---	5-2	.714
Lehigh	0-0	---	5-2	.714
Holy Cross	0-0	---	3-2	.600
American	0-0	---	3-3	.500
Lafayette	0-0	---	3-3	.500
Boston U.	0-0	---	2-2	.500
Navy	0-0	---	2-3	.400
Colgate	0-0	---	2-3	.400
Army	0-0	---	1-4	.200
Loyola	0-0	---	0-6	.000

RECENT RESULTS**Sunday, Nov. 25**

Bucknell 91, Brown 78
 Navy 72, North Carolina A&T 49
 Saint Joseph's 49, Loyola (Md.) 46
 Binghamton 60, Army West Point 47
 Colgate 84, Columbia 71
 Holy Cross 56, Albany 50
 Charlotte 62, Lehigh 60
 Florida Gulf Coast 90, American 71

Saturday, Nov. 24

Delaware 65, Lafayette 47
 Penn 65, Navy 61
 Lehigh 62, Norfolk State 41
 Boston College 73, Loyola (Md.) 47
 Bucknell 77, Fairfield 54
 Stanford 71, American 49

Friday, Nov. 23

Florida Atlantic 53, Lafayette 49
 Bucknell 77, UMass 58
 American 69, Hawaii 57

UPCOMING SCHEDULE**Wednesday, Nov. 28**

St. Francis Brooklyn at Army West Point, 5 p.m.
 UMBC at American, 7 p.m.
 New Hampshire at Boston University, 7 p.m.
 Holy Cross at Vermont, 7 p.m.

Thursday, Nov. 29

Cornell at Lehigh, 6 p.m.
 Colgate at Siena, 7 p.m.
 Bucknell at St. Bonaventure, 7 p.m.

Saturday, Dec. 1

Albany at Lafayette, 2 p.m.
 Mount St. Mary's at Loyola (Md.), 4 p.m.

Sunday, Dec. 2

UMass Lowell at Holy Cross, 1 p.m.
 Delaware at Boston University, 1 p.m.
 Iona at Bucknell, 2 p.m.
 Fairleigh Dickinson at Colgate, 2 p.m.
 Navy at Rider, 2 p.m.
 Army West Point at TCU, 3 p.m.

CONSISTENT SUCCESS

- Over the last four seasons, Bucknell leads the Patriot League in both overall record (79-26) and league record (48-6).
- Army West Point is second in both overall record (69-30) and league record (38-16) during that stretch, while Navy is third at 66-36 overall and 36-18 in the conference.

HISTORY AGAINST THE ATLANTIC 10

- Bucknell is 20-41 all-time against current members of the Atlantic 10. The Bison have played nine of the 14 teams (Davidson, Duquesne, Fordham, George Mason, La Salle, Richmond, Saint Joseph's, St. Bonaventure, UMass).
- The Bison are 3-3 against the Atlantic 10 under head coach Aaron Roussell, including a 77-58 win over UMass earlier this season. The other two wins came during the 2016-17 season when they beat Saint Joseph's (64-61) and St. Bonaventure (57-35).

Bucknell History Against the Atlantic 10

Opponent	Record	Last Played	Result
Davidson	0-1	12/5/98	L, 95-78
Duquesne	2-3	11/21/89	L, 72-58
Fordham	6-16	12/17/17	L, 71-62
George Mason	5-2	11/14/08	W, 62-51
La Salle	2-5	12/30/03	L, 61-54
Richmond	0-2	11/25/06	L, 58-40
Saint Joseph's	1-4	1/15/17	L, 77-53
St. Bonaventure	3-8	11/21/17	L, 59-48
UMass	1-0	11/23/18	W, 77-58

Roussell Against the Atlantic 10

Opponent	Record
Fordham	0-1
Saint Joseph's	1-1
St. Bonaventure	1-1
UMass	1-0

BISON PICKED FIRST IN PRESEASON PATRIOT LEAGUE POLL

- For the third straight year Bucknell was picked first in the Patriot League Preseason Poll, receiving 14 of a possible 18 first-place votes.
- It is just the fourth time in program history that Bucknell finished first in the Patriot League Preseason Poll. The Bison were picked first prior to the 2007-08 season and went on to win the Patriot League Tournament and played North Carolina in the NCAA Tournament. They were picked first in 2016-17 and went on to win the Patriot League Tournament before playing Maryland in the NCAA Tournament. They tied for first in the poll last season and finished second.

Patriot League Preseason Poll

- 1. Bucknell, 154 points (14 first-place votes)**
- American, 137 (2)
- Loyola (129 (4)
- Lehigh, 91
- Navy, 91
- Holy Cross, 81
- Army West Point, 75
- Lafayette, 63
- Boston University, 56
- Colgate, 23

TWO BUCKNELL PLAYERS RECEIVE PATRIOT LEAGUE PRESEASON HONORS

- Seniors Kaitlyn Slagus and Kate Walker were voted as two of the top five players in the conference as they were named to the Preseason All-Patriot League Team.
- Slagus made the Preseason All-Patriot League Team for the second straight year.

Preseason All-Patriot League

Lauren Manis, Holy Cross (Preseason Player of the Year)

Kaitlyn Slagus, Bucknell

Kate Walker, Bucknell

Cecily Carl, American

Stephanie Karcz, Loyola

CAREER DOUBLE-DOUBLES**Kaitlyn Slagus (28)**

at Lafayette (16-11), 3/2/16
 at Binghamton (17-16), 11/11/16
 NJIT (22-10), 11/16/16
 at Elon (20-11), 11/22/16
 at Akron (13-11), 11/30/16
 vs. Cleveland State (17-14), 12/18/16
 vs. Manhattan (16-13), 12/20/16
 vs. Navy (17-10), 12/30/16
 vs. American (13-11), 1/5/17
 at Loyola (14-11), 1/18/17
 vs. Army West Point (22-13), 1/28/17
 vs. Loyola (13-13), 2/15/17
 at Lafayette (19-13), 2/22/17
 at Rider (14-11), 11/10/17
 vs. Akron (20-15), 11/12/17
 vs. Iona (19-12), 12/3/17
 at Boston University (12-10), 1/2/18
 vs. Army West Point (16-10), 1/5/18
 vs. Lehigh (12-10), 2/7/18
 at Loyola (22-12), 2/14/18
 vs. Holy Cross (18-10), 2/17/18
 at Navy (12-13), 2/21/18
 vs. American (12-17), 2/24/18
 vs. Holy Cross (15-13), 3/5/18
 vs. Navy (15-10), 3/8/18
 at Monmouth (11-10), 11/6/18
 vs. Quinnipiac (15-14), 11/11/18
 vs. UMass (18-10), 11/23/18

COLLEGEINSIDER.COM MID-MAJOR POLL

11/13/18 (records at time of poll)

1. Drake (28).....	6-1
2. Buffalo (1).....	4-1
3. Gonzaga (1).....	6-1
4. Green Bay (1).....	4-1
5. Central Michigan.....	5-1
6. South Dakota.....	5-1
7. South Dakota State.....	3-2
8. Belmont.....	4-1
9. Marist.....	5-1
10. Quinnipiac.....	3-3
11. Drexel.....	4-1
12. Bucknell.....	5-2
13. FGCU.....	5-2
14. Maine.....	4-2
15. Saint Mary's.....	3-2
16. James Madison.....	4-1
17. IUPUI.....	5-1
18. Northeastern.....	5-0
19. BYU.....	5-1
20. Little Rock.....	2-3
21. Wright State.....	4-3
22. Loyola Marymount.....	4-1
23. Penn.....	4-2
24. Northern Colorado.....	3-2
25. Abilene Christian.....	6-0

OTHERS RECEIVING VOTES: New Mexico St 59, Santa Clara 52, Stony Brook 41, Miami Ohio 40, Idaho 37, Mercer 32, Troy 23, Princeton 20, Ohio 15, North Alabama 14, Northern Illinois 8, UC Irvine 8, Denver 6, American 3, CSUN 2, Eastern Michigan 2, UC Davis 2, Pepperdine 1.

DOMINATING THE BOARDS

- Bucknell has won the rebounding battle in 116 of its past 134 games, including three of the first six games this season.
- The Bison led the Patriot League in rebounding margin in each of the past four seasons and in five of the first six seasons with Aaron Roussell as head coach.

A LOOK AT THE NON-CONFERENCE SCHEDULE

- Ten of Bucknell's 12 non-conference opponents have made a national postseason tournament within the past three seasons.

Team	Tournament	Year	Date/Result
Monmouth	---	---	W, 70-36
Quinnipiac	NCAA	2017, 2018	W, 75-58
Drexel	WNIT	2016, 2017, 2018	L, 64-42
Syracuse	NCAA	2016, 2017, 2018	L, 70-56
UMass	---	---	W, 77-58
Fairfield	WBI	2016	W, 77-54
Brown	WBI	2017	W, 91-78
St. Bonaventure	NCAA	2016	11/29
Iona	NCAA	2016	12/2
Rider	WNIT	2017	12/15
Youngstown State	WBI	2016	12/18
Iowa State	NCAA	2017	12/29

COMEBACK WINS

- Over the last six seasons, Bucknell has erased a double-digit deficit on its way to a win 15 times.
- Thirteen of the 15 double-digit comebacks were against Patriot League opponents. Seven of the wins have come on the road.

Date	Opponent	Result	Largest Deficit	Time Left
1/8/14	Lafayette	W, 75-72	13	6:29 (1st half)
1/18/14	Army	W, 56-55	14	13:49 (2nd half)
2/8/14	Holy Cross	W, 82-79	14	10:09 (2nd half)
2/26/14	at Lehigh	W, 82-79	12	9:12 (1st half)
1/3/15	Colgate	W, 77-75 (OT)	11	13:39 (2nd half)
2/18/15	at Loyola	W, 72-61	10	7:35 (1st half)
1/9/16	at Holy Cross	W, 58-51	11	7:40 (2Q)
1/13/16	Lehigh	W, 80-77 (OT)	17	9:07 (4Q)
3/7/16	American	W, 73-65	13	5:48 (2Q)
11/13/16	at Saint Joseph's	W, 64-61	15	7:33 (2Q)
1/5/17	American	W, 73-67 (OT)	11	9:06 (2Q)
2/25/17	at Navy	W, 63-54	19	3:22 (2Q)
3/12/17	Navy	W, 79-71 (OT)	11	5:14 (1Q)
11/10/17	at Rider	W, 76-71	16	9:35 (2Q)
2/14/18	at Loyola	W, 74-69	14	9:47 (3Q)

OVERTIME WIN STREAK

- Bucknell has won seven straight overtime games over the last five seasons. Six of the victories came against league opponents.
- The Bison have not played an overtime game since beating Navy in overtime in the championship game of the 2017 Patriot League Tournament.

Date	Opponent	Result	Leading Scorer
11/22/14	Fairleigh Dickinson	W, 61-60 (OT)	Tyler Craig, 14
1/3/15	Colgate	W, 77-75 (OT)	Audrey Dotson, 27
1/14/15	Navy	W, 44-42 (OT)	Claire DeBoer, 16
1/13/16	Lehigh	W, 80-77 (OT)	Claire DeBoer, 23
2/3/16	American	W, 60-54 (OT)	Claire DeBoer, 25
1/5/17	American	W, 73-67 (OT)	DeBoer, Walker, 14
3/12/17	Navy	W, 79-71 (OT)	Claire DeBoer, 30

BUCKNELL'S 91-POINT GAME

- Bucknell's 91 points in a win over Brown were its most since scoring 92 in a double overtime loss to Navy on Jan. 15, 2014.
- It was the Bison's highest point total in regulation since scoring 93 in a win over Lycoming on Dec. 30, 2009.
- It was the team's highest point total in a regulation game against a Division I opponent since scoring 94 in a win over Holy Cross on March 5, 2004.

BUCKNELL RECORD WHEN...**During Aaron Roussell's seven seasons...**

Leading at halftime:	100-11
Tied at the half:	2-4
Trailing at halftime:	26-53
Shoot 40% or higher:	98-20
Shoot less than 40%:	29-48
Shoot higher % than opp.:	112-16
Shoot lower % than opp.:	16-52
Opp. shoot worse than 40%:	99-22
Opp. shoot 40% or higher:	29-44
Score less than 60 points:	24-48
Score 60-69 points:	39-18
Score 70-79 points:	53-1
Score 80-89 points:	11-0
Score 90-99 points:	1-1
Score 100+ points:	0-0
Opp. score less than 60 pts.:	82-15
Opp. score 60-69 pts.:	33-33
Opp. score 70-79 pts.:	14-10
Opp. score 80-89 points:	0-6
Opp. score 90-99 points:	0-3
Opp. score 100+ points:	0-1
Outrebounded opponent:	118-39
Outrebounded by opponent:	9-27
Fewer turnovers than opp.:	41-4
More turnovers than opp.:	83-60
Make 5 or more 3-pointers:	89-28
Make 4 or fewer 3-pointers:	40-40
Games decided by 5 or fewer:	28-13
Overtime games:	9-3
At Home:	70-18
On Road:	55-48
Neutral Site:	2-1
Games following a loss:	41-26
Games following a win:	86-41
More bench points than opp.:	63-24
Fewer or same bench pts.:	65-44
On Monday:	5-2
On Tuesday:	8-5
On Wednesday:	42-17
On Thursday:	5-6
On Friday:	10-4
On Saturday:	42-23
On Sunday:	16-10
In November:	29-17
In December:	18-13
In January:	39-13
In February:	32-15
In March:	10-9

2018-19 ACCOLADES**Preseason All-Patriot League**

Kaitlyn Slagus
Kate Walker

Bison Athlete of the Week

Kaitlyn Slagus (11/12)
Kaitlyn Slagus (11/26)

Turkey Tip-Off All Tournament

Kaitlyn Slagus (MVP)
Abby Kapp
Ellie Mack

OVERALL SUCCESS AT SOJKA PAVILION

- The Bison are an incredible 43-5 at Sojka Pavilion over the last five seasons. They are 70-19 at home during Aaron Roussell's tenure as head coach.
- Now in its 16th season playing at Sojka Pavilion, Bucknell is 139-72 (.659) on its home court,
- Bucknell finished a perfect 16-0 at Sojka Pavilion in 2016-17, including a 12-0 record against Patriot League opponents. They were one of just eight teams in the nation that went unbeaten at home that season.

CONVERTING FROM THE LINE

- The Bison finished first in the Patriot League in free throw percentage in four of the past five seasons -- 2013-14 (.735), 2014-15 (.740), 2016-17 (.760), and 2017-18 (.747)
- Bucknell has shot over 70 percent from the line in each of the past seven seasons.

Career 70% Or Better From The Line

Taylor O'Brien	1.000 (4-4)
Ally Johnson	.833 (10-12)
Marly Walls	.833 (10-12)
Kate Walker	.813 (178-219)
Kaitlyn Slagus	.797 (239-300)
Maegan Mikkelsen	.762 (32-42)
Kyi English	.734 (177-241)
Ellie Mack	.722 (26-36)
Tessa Brugler	.714 (10-14)
Abby Kapp	.708 (17-24)

ROUSSELL MOVES UP WINS LIST

- In his seventh season as the head coach of the Bison, Aaron Roussell ranks second in program history with 128 wins.
- Roussell's winning percentage with the Bison (.653) is by far the best in program history. The next closest winning percentage by a Bucknell women's basketball coach was .508 by Rebecca Carr over four seasons from 1976-80.
- Roussell has the highest winning percentage in Patriot League games amongst the current league coaches.
- In his 15th season overall as a head coach, Roussell has 286 career wins. That ranks fourth amongst current Patriot League coaches, while his career winning percentage (.710) ranks second.

Aaron Roussell Against the Patriot League (Including PL Tournament)

Opponent	Record	Opponent	Record
Colgate	10-2	Lehigh	9-3
Lafayette	10-2	Holy Cross	9-5
Loyola	10-2	American	7-8
Navy	10-6	Army	6-6
Boston U.	9-1	Total: 80-35 (.696)	

BISON MOVE UP SCHOOL'S RECORD BOOK

- Seniors Kaitlyn Slagus and Kate Walker are in the top-10 in statistical categories at Bucknell as they enter their final season. Below is a closer look at the current players moving up the lists.

Points

18. Kaitlyn Slagus, 1,145

3-point field goal attempts

6. Kaitlyn Slagus, 336
10. Kate Walker, 277

Blocks

6. Kaitlyn Slagus, 106

3-point field goals

6. Kaitlyn Slagus, 104
9. Kate Walker, 100

Rebounds

9. Kaitlyn Slagus, 735

NATIONAL POSTSEASON TOURNAMENT STREAK

- After three combined appearances in the NCAA Tournament and WNIT in the first 42 years of the program, Bucknell has qualified for either the NCAA Tournament or WNIT in each of the past three seasons.

Bucknell National Postseason Games Past Three Seasons

Date	Opponent	Result	Leading Bucknell Scorer
3/17/16	Akron (WNIT)	W, 74-70	Jacquie Klotz, 21
3/19/16	Michigan (WNIT)	L, 95-72	Jacquie Klotz, 21
3/17/17	Maryland (NCAA)	L, 103-61	Sune Swart, 14
3/15/18	West Virginia (WNIT)	L, 83-50	Kaitlyn Slagus, 15

BISON AMONG PL LEADERS**INDIVIDUAL****Kyi English**

Steals..... 6th (2.0)
Assists 7th (3.4)

Abby Kapp

3FG %..... 1st (.477, 21-44)
Field Goal %..... 9th (.460, 29-63)

Ellie Mack

Blocks..... 2nd (1.6)
Field Goal %..... 7th (.500, 29-58)

Kaitlyn Slagus

Field Goal %..... 2nd (.541, 33-61)
Blocks..... 4th (1.0)
3FG %..... 5th (.407, 11-27)
Rebounding..... 6th (8.6)
Scoring 7th (14.1)
Free Throw %..... 7th (.846, 22-26)

Kate Walker

Steals..... 8th (2.0)

TEAM

Scoring 1st (69.7)
Field Goal %..... 1st (.464)
3FG %..... 1st (.399)
Rebounds Allowed..... 1st (32.7)
Blocks..... 1st (4.1)
Assists 1st (15.6)
3FG Made 1st (8.4)

BUCKNELL RECORD WHEN...**2018-19 Season**

Leading at halftime: 4-0
Tied at the half: 0-0
Trailing at halftime: 1-2
Shoot 40% or higher: 5-1
Shoot less than 40%: 0-1
Shoot higher % than opp.: 4-0
Shoot lower % than opp.: 1-2
Opp. shoot worse than 40%: 4-1
Opp. shoot 40% or higher: 1-1
Score less than 60 points: 0-2
Score 60-69 points: 0-0
Score 70-79 points: 4-0
Score 80-89 points: 0-0
Score 90-99 points: 1-0
Score 100+ points: 0-0
Opp. score less than 60 pts.: 4-0
Opp. score 60-69 pts.: 0-1
Opp. score 70-79 pts.: 1-1
Opp. score 80-89 points: 0-0
Opp. score 90-99 points: 0-0
Opp. score 100+ points: 0-0
Outrebounded opponent: 3-0
Outrebounded by opponent: 1-2
Fewer turnovers than opp.: 3-0
More turnovers than opp.: 2-2
Make 5 or more 3-pointers: 5-1
Make 4 or fewer 3-pointers: 0-1
Games decided by 5 or fewer: 0-0
Overtime games: 0-0
At Home: 1-0
On Road: 3-2
Games following a loss: 2-1
Games following a win: 3-1
More bench points than opp.: 4-1
Fewer or same bench pts.: 1-1

ALL-TIME STARTS

Name	Career	Streak*	Last Start
Kaitlyn Slagus	92	77	at Brown (11/25/18)
Kyi English	83	60	at Brown (11/25/18)
Kate Walker	50	39	at Brown (11/25/18)
Rachel Dumiak	27	0	at West Virginia (3/15/18)
Abby Kapp	12	7	at Brown (11/25/18)
Ellie Mack	7	7	at Brown (11/25/18)
Gia Hayes	2	0	MANHATTAN (12/20/16)
Tessa Brugler	0	0	---
Autumn Ceppi	0	0	---
Ally Johnson	0	0	---
Maegan Mikkelsen	0	0	---
Taylor O'Brien			
Marly Walls			

*Includes previous seasons

THE LAST TIME...**A Bucknell Individual:**

Scored 40 or more points: Molly Creamer, 44 at Lafayette, 2/21/03
Scored 30 or more points: Jacquie Klotz, 33 at Manhattan, 11/21/15
Made 15 FGs: Molly Creamer, 16 at Lafayette, 2/21/03
Made 8 3PT FGs: Trisha Krewson, 8 vs. Lycoming, 12/30/09
Made 7 3PT FGs: Trisha Krewson, 7 at Buffalo, 1/3/10
Made 15+ FTs: Shelby Romine, 19 at Colgate, 1/22/11
Made 10+ FTs: Kaitlyn Slagus, 12 at Brown, 11/25/18)
Had 25+ rebounds: Bobbi Castens, 28 vs. Mansfield, 2/24/77
Had 20+ rebounds: Desire Almind, 20 vs. Colgate, 3/7/04
Had 15+ rebounds: Kaitlyn Slagus, 15 vs. Akron, 11/12/17
Had 10+ rebounds: Kaitlyn Slagus, 10 at Brown, 11/25/18
Had 10+ assists: Shelby Romine, 10 vs. Binghamton, 11/14/13
Had 5+ blocks: Sune Swart, 5 vs. Navy, 3/12/17
Had 10+ steals: Karin Wegener, 12 vs. Gettysburg, 1/29/79
Had 8+ steals: Lauren Schober, 9 vs. Colgate, 2/21/09
Had 5+ steals: Kate Walker, 5 at Monmouth, 11/6/18
Played 40+ minutes: Megan McGurk (44), Claire DeBoer (42) vs. Navy, 3/12/17
Played 40 minutes: Megan McGurk (44), Claire DeBoer (42) vs. Navy, 3/12/17
Had a double-double: Kaitlyn Slagus (18 points, 10 rebounds) at Brown, 11/25/18

A Bucknell Team:

Won in overtime: 79-71 (OT) vs. Navy, 3/12/17
Lost in overtime: 94-92 (2OT) vs. Navy, 1/15/14
Played more than one overtime: 94-92 vs. Navy, 1/15/14 (2OT)
Scored 100 points: 100 vs. Canisius, 11/27/02
Scored 90 points: 91 at Brown, 11/25/18
Scored less than 50 points: 42 at Drexel, 11/15/18
Scored less than 40 points: 39 at Pitt, 12/20/17
Scored 50+ in a half: 50 (1st) vs. Binghamton, 11/14/13
Gave up 100 points: 100 vs. Bowling Green, 12/3/03
Gave up less than 50 points: 32 at Monmouth, 11/6/18
Gave up less than 40 points: 32 at Monmouth, 11/6/18
Shot over 60% FG: 600 (30-50) vs. Drexel, 12/27/16
Shot under 30% FG:283 (17-60) vs. Boston University, 2/2/14
Held opponent under 30% FG:211 (12-57) at Monmouth, 11/6/18
Made 40+ FG: 41 vs. Colgate, 2/16/02
Made 10+ 3PT FG: 14 at Brown, 11/25/18
Did not make a 3PT: at Virginia Tech, 11/17/13
Attempted 40 FT: 40 vs. Holy Cross, 3/5/04
Made 35 FT: 35 vs. Holy Cross, 3/5/04
Had 60+ rebounds: 62 vs. UMBC, 12/9/14
Had 50+ rebounds: 52 vs. Army West Point, 1/5/18
Had 25+ assists: 28 vs. Iona, 1/3/05
Committed less than 10 turnovers: 8 vs. Loyola, 3/11/16
Committed 25+ turnovers: 31 at Syracuse, 11/18/18
Forced 30+ turnovers: 31 at Syracuse, 11/18/18
Had 20+ steals: 20 vs. Colgate, 2/21/09
Had 10+ blocks: 10 vs. Delaware, 12/20/15
Three players had 20 points: DeBoer, (22), Slagus (21), Klotz (20) vs. Army, 1/2/16
Two players had 20 points: Walker (22), DeBoer (20) at Boston U., 1/21/17
Five players had 10+ points: Slagus (15), Walker (13), English (12), Mack (11), Walls (10) vs. Quinnipiac, 11/11/18
Two players had double-doubles: Claire DeBoer and Kaitlyn Slagus vs. Loyola, 2/15/17

BUCKNELL/OPPONENT TEAM HIGHS/LOWS

BUCKNELL				OPPONENT	
Points, 1st Half	High	46	vs. UMass (11/23/18)	48	Brown (11/25/18)
	Low	18	at Drexel (11/15/18)	17	at Monmouth (11/11/18)
Points, 2nd Half	High	48	at Brown (11/25/18)	39	at Drexel (11/15/18)
	Low	13	at Drexel (11/15/18)	15	at Monmouth (11/11/18)
Total Points	High	91	at Brown (11/25/18)	78	at Brown (11/25/18)
	Low	42	at Drexel (11/15/18)	32	at Monmouth (11/6/18)
FG Made	High	31	vs. UMass (11/23/18)	32	at Brown (11/25/18)
	Low	16	at Drexel (11/15/18)	12	at Monmouth (11/6/18)
FG Attempted	High	62	vs. UMass (11/23/18)	64	vs. Quinnipiac (11/11/18)
	Low	48	at Drexel (11/15/18)	51	vs. Fairfield (11/24/18)
FG Percentage	High	.547	vs. Fairfield (11/24/18)	.516	at Brown (11/25/18)
	Low	.333	at Drexel (11/15/18)	.211	at Monmouth (11/6/18)
3-Pt. FG Made	High	14	vs. UMass (11/23/18)	8	at Brown (11/25/18)
	Low	4	at Drexel (11/15/18)	1	at Monmouth (11/6/18)
3-Pt. FG Attempted	High	30	vs. UMass (11/23/18)	21	2x, last at Brown (11/25/18)
	Low	13	vs. Fairfield (11/24/18)	9	vs. UMass (11/23/18)
3-Pt. FG Percentage	High	.471	at Monmouth (11/6/18)	.444	vs. UMass (11/23/18)
	Low	.222	at Drexel (11/15/18)	.091	at Monmouth (11/6/18)
FT Made	High	24	at Brown (11/25/18)	16	2x, last at Syracuse (11/18/18)
	Low	1	vs. UMass (11/23/18)	6	at Brown (11/25/18)
FT Attempted	High	29	at Brown (11/25/18)	23	at Drexel (11/15/18)
	Low	4	vs. UMass (11/23/18)	9	at Brown (11/25/18)
FT Percentage	High	.875	at Syracuse (11/18/18)	.763	at Syracuse (11/18/18)
	Low	.250	vs. UMass (11/23/18)	.636	at Monmouth (11/6/18))
Offensive Rebounds	High	13	2x, last at Brown (11/25/18)	17	at Drexel (11/15/18)
	Low	7	vs. Quinnipiac (11/11/18)	5	at Brown (11/25/18)
Defensive Rebounds	High	33	vs. Quinnipiac (11/11/18)	24	2x, last vs. UMass (11/25/18)
	Low	20	at Syracuse (11/18/18)	14	at Monmouth (11/6/18)
Total Rebounds	High	43	at Monmouth (11/6/18)	40	at Drexel (11/15/18)
	Low	30	at Syracuse (11/18/18)	24	at Brown (11/25/18)
Turnovers	High	31	at Syracuse (11/18/18)	24	at Syracuse (11/18/18)
	Low	10	vs. Fairfield (11/24/18)	7	at Drexel (11/15/18)
Personal Fouls	High	24	at Drexel (11/15/18)	24	vs. Quinnipiac (11/11/18)
	Low	15	vs. UMass (11/23/18)	8	at Drexel (11/15/18)
Assists	High	24	vs. UMass (11/23/18)	14	3x, last at Brown (11/25/18)
Blocked Shots	High	8	vs. UMass (11/23/18)	4	at Syracuse (11/18/18)
Steals	High	15	at Monmouth (11/6/18)	17	at Syracuse (11/18/18)

INDIVIDUAL BUCKNELL/OPPONENT HIGHS

BUCKNELL			OPPONENT	
Points	30	Kaitlyn Slagus (at Brown, 11/25/18)	29	Shayna Mehta, Brown (11/25/18)
Rebounds	14	Kaitlyn Slagus (vs. Quinnipiac, 11/11/18)	9	Two times
Assists	8	Kyi English (vs. Quinnipiac, 11/11/18)	6	Kendra Landy, Fairfield (11/24/18)
Blocked Shots	3	Kaitlyn Slagus (vs. UMass, 11/23/18)	2	Erica Balman, Monmouth (11/6/18)
Steals	5	Twice (Walker, English)	6	Shayna Mehta, Brown (11/25/18)
FG Made	8	Kaitlyn Slagus twice	12	Shayna Mehta, Brown (11/25/18)
3FG Made	5	Abby Kapp twice	3	Shayna Mehta, Brown (11/25/18)
FT Made	12	Kaitlyn Slagus (at Brown, 11/25/18)	7	Niki Metzel, Drexel (11/15/18)



AARON ROUSSELL

HEAD COACH • SEVENTH SEASON AT BUCKNELL • IOWA '01

The turnaround during Aaron Roussell's time with the Bucknell women's basketball program has been nothing short of remarkable. Since taking over a team that went 5-25 the season before his arrival to Lewisburg, Roussell has guided the Bison to the most successful stretch in program history, capped by three straight national postseason appearances.

Highlighting Roussell's six-year run with the Bison is the 2017 Patriot League title and the team's first appearance in the NCAA Tournament since 2008. Sandwiched around that spectacular season were two appearances in the WNIT (2016 and 2018), including the Patriot League's first ever WNIT win when the Bison beat Akron in the opening round of the 2016 tournament. Bucknell went 74-24 overall during those three seasons. All three came to an end with a loss to a team from a Power Five conference (Michigan, Maryland, West Virginia).

Roussell, who will enter the 2018-19 season with a career record of 284-116 and a Bucknell record of 123-66, has won two Patriot League Coach of the Year honors. The most recent (2017) was the most successful season in school history as the team

posted a 27-6 record, won a Patriot League regular season title, won a Patriot League Tournament title, and had a matchup with No. 3 seed and third-ranked nationally Maryland as the No. 14 seed in the NCAA Tournament.

Under Roussell's direction, Bucknell has won four major conference awards, with Claire DeBoer being the most recent. She was voted as the unanimous 2017 Patriot League Player of the Year and went on to be named the Patriot League Tournament MVP after recording a double-double of 30 points and 10 rebounds in an overtime win over Navy in the championship game. In all, eight players have combined for 13 All-Patriot League honors during Roussell's six seasons. Additionally, the team has had six Academic All-Patriot League citations, three Patriot League Rookie of the Year awards, six All-Rookie honorees, and one PL All-Defensive player.

The 2016-17 season was an encore to a 2015-16 season that saw Bucknell go 25-8 overall and share the Patriot League regular season title with a 17-1 record. The Bison went on to register the first WNIT win in league history with a 74-71 victory at Akron in the first round. They made a return trip to the WNIT in 2018, finishing off a 22-10 season with a loss to West Virginia in the opening round.

Bucknell has been the best team in league play over the past three seasons and it's not even close. The Bison are 48-6 in the conference during that stretch, while Army West Point has the next best record at 38-16. Every team in the conference has had at least nine league losses in a single season at some point over the past three years.

The turnaround was immediate for Bucknell under Roussell. He lifted the Bison from a five-win outing in 2011-12 to a 15-16 overall record and a 5-9 mark in Patriot League action during his debut season. His 15 wins set a Bucknell women's basketball record for victories in a coach's rookie season, and his work with the Bison was recognized nationally, as he was named a

finalist for the WBCA Spalding Maggie Dixon Division I Rookie Coach of the Year award.

Bucknell's ascent continued in Roussell's second season at the helm, as the Bison finished 16-14 overall, 11-7 in the Patriot League and 10-4 at Sojka Pavilion. Bucknell earned the No. 4 seed for the Patriot League Tournament and hosted a quarterfinal game in Sojka for the first time. The Bison then went on to accept a bid to the Women's Basketball Invitational postseason tournament for the first time.

Bucknell's improvement mirrored that of the conference as a whole in 2014-15, but the Bison were again able to finish in the top half of the league standings and grabbed the No. 4 seed for the conference tournament for the second consecutive year. The team finished 18-12, the program's highest win total in eight years, and was above .500 at 10-8 in one of the most competitive seasons from top to bottom in league history.

Much of the Bison's success during Roussell's tenure has been a result of his ability to quickly develop talent and meld it with the team's veteran players. They won three straight Patriot League Rookie of the Year awards, with DeBoer receiving the honor in 2014, Jacquie Klotz in 2015 and Kaitlyn Slagus in 2016.

DeBoer developed into the best all-around player in the Patriot League. At the conclusion of her career, she ranked third in program history in points, third in rebounds, and ninth in assists. She is the only player to currently rank in the top 10 in all three categories and is the only player with at least 1,600 points and 800 rebounds.

FAST FACTS

PERSONAL:

Hometown: Plymouth, Minn.

Education: B.A., Journalism/Mass Comm. and Political Science
Iowa, 2001
M.A., Sports Administration
Minnesota State University, Mankato, 2004

Family: wife (Molly), son (Riley, 8), daughter (Kelsey, 4),
daughter (Kendall, 1)

Career Coaching Record: 289-118 (.710)

Bucknell Coaching Record: 128-68 (.653)

Bucknell Highlights

- Two-time Patriot League Coach of the Year
- Program record for wins in a season (27-6 in 2016-17)
- First Patriot League title and NCAA appearance (2017) since 2008
- First WNIT victory in Patriot League history (2016)
- Three straight national postseason appearances (NCAA - 2017, WNIT - 2016 and 2018)
- 48-6 record in league play over past three seasons (2016-18)
- Program-record 12-game winning streak (twice, 2016-17 and 2017-18)
- Program-record 29-game home winning streak
- Most wins over a five-year span in program history at 108-50 (2013-18)
- Three straight 20-win seasons (2016-18)
- Guided Claire DeBoer to 2017 Patriot League Player of the Year and Tournament MVP honors
- Three players named Patriot League Rookie of the Year

ALL-TIME BISON COACHING RECORDS

Name	At Bucknell	W	L	Pct.
Barbara Testa	1973-76 (3)	11	13	.458
Rebecca Carr	1976-80 (4)	31	30	.508
Terrie Grieb	1980-81 (1)	7	12	.368
Karen Harden	1981-83 (2)	13	36	.265
Cindy Connelley	1983-84 (1)	9	17	.346
Lori Howard	1984-91 (7)	77	116	.399
Juliene Simpson	1991-97 (6)	65	98	.399
Kathy Fedorjaka	1997-2012 (15)	209	211	.498
Bill Broderick	2012*	3	10	.231
Aaron Roussell	2012-present	128	68	.653
Bucknell Totals	1973-2017 (46)	553	611	.475

*Coached final 13 games of the 2011-12 season

Prior to his time in Lewisburg, Roussell spent eight years as the head coach at the University of Chicago, where he compiled a 161-50 (.763) record, including a 52-5 mark with a 43-game regular-season winning streak over his last two seasons with the program. Roussell logged the most victories and highest winning percentage of any women's basketball coach in Chicago's 41-year history, while guiding the Maroons to their only three University Athletic Association outright championships. Two of those came in his final two years in Chicago, both on perfect 14-0 league records. Roussell's teams also made four NCAA Division III Tournament appearances during his tenure, advancing to the Elite Eight once and to the Sweet Sixteen on three occasions.

In addition to their success on the hardwood, Roussell's teams at the University of Chicago, one of the most prestigious academic institutions in the nation, also excelled in the classroom. His 2010-11 team combined for a 3.36 grade-point average and, at the culmination of the 2011-12 season, Taylor Simpson was awarded the Jostens Trophy, given to the most outstanding Division III women's basketball student-athlete and determined by basketball ability, academic success and community service.

Prior to Roussell's arrival at Chicago in September of 2004, the Maroons had never appeared in the national rankings, but they were listed in the ESPN/WBCA and D3hoops.com top-25 polls in each of the last seven years under his tutelage. The program was ranked No. 1 in the nation in the ESPN/WBCA Coaches' Poll in 2006-07, and in 2011-12, his last season with the program, the team was ranked No. 2 for most of the

campaign. Roussell was named the UAA Coach of the Year in 2008, 2011 and 2012, and he was selected as the WBCA Regional Coach of the Year in 2011 and 2012.

Roussell coached six of the 10 1,000-point scorers in program history while at Chicago, mentored 15 different all-conference performers in eight seasons and had players earn All-America honors in 2005, 2011 and 2012. His teams posted a higher victory total than the previous season in seven of his eight years at the helm of the program.

In addition to his coaching duties, Roussell was an assistant professor at Chicago and taught four credits of activities classes per year. He was also a member of the athletic department's promotions team and personnel committee, and he served on the university's Community Service and Student Leadership awards committees.

A 2001 graduate of the University of Iowa, Roussell double-majored in journalism/mass communications and political science. In 2002 he began a two-year stint as a graduate assistant women's basketball coach at Minnesota State, completing a master's degree in sports administration while honing his coaching skills.

His first coaching experience came at the high school level, as he served as the boys' varsity assistant coach and head JV coach at Breck High School in Minneapolis, Minn. for the 2001-02 season.

Roussell and his wife, Molly, have an eight-year-old son, Riley, a four-year old daughter, Kelsey, and a one-year old daughter, Kendall.



PATRIOT LEAGUE COACHES

CAREER WINS

Name, School	Years	W	L	Pct.
Bill Gibbons, Holy Cross	34	605	403	.600
Stefanie Pemper, Navy	21	434	173	.715
Sue Troyan, Lehigh	24	367	325	.530
Aaron Roussell, Bucknell	15	289	118	.710
Dave Magarity*, Army West Point	13	238	135	.638
Bill Cleary, Colgate	16	239	200	.544
Joe Logan, Loyola	14	169	233	.420
Megan Gebbia, American	6	98	68	.590
Kia Damon-Olson, Lafayette	2	14	22	.389
Marisa Moseley, Boston University	1	2	2	.500

PATRIOT LEAGUE WINS

Name, School	Years	W	L	Pct.
Bill Gibbons, Holy Cross	29	271	127	.681
Sue Troyan, Lehigh	24	178	152	.539
Dave Magarity, Army West Point	13	125	63	.664
Stefanie Pemper, Navy	11	106	54	.663
Aaron Roussell, Bucknell	7	74	30	.712
Megan Gebbia, American	6	62	28	.689
Joe Logan, Loyola	6	30	60	.333
Bill Cleary, Colgate	3	9	27	.250
Kia Damon, Lafayette	2	7	11	.389
Marisa Moseley, Boston University	1	0	0	---

* posted 313-334 record in 23 years as men's head coach

AARON ROUSSELL YEAR-BY-YEAR COACHING RECORDS

Season	School	Overall	Conference	Place	Postseason
2004-05	UChicago	16-9 (.640)	9-5 (.643)	4th	---
2005-06	UChicago	17-8 (.680)	6-8 (.429)	5th	---
2006-07	UChicago	18-7 (.720)	7-7 (.500)	5th	---
2007-08	UChicago	22-6 (.786)	11-3 (.786)	1st	NCAA Sweet 16
2008-09	UChicago	17-8 (.680)	8-6 (.571)	4th	---
2009-10	UChicago	19-7 (.731)	11-3 (.786)	2nd	NCAA 1st Round
2010-11	UChicago	15-4 (.862)	14-0 (1.000)	1st	NCAA Elite 8
2011-12	UChicago	27-1 (.964)	14-0 (1.000)	1st	NCAA Sweet 16
2012-13	Bucknell	15-16 (.464)	5-9 (.357)	6th	---
2013-14	Bucknell	16-14 (.533)	11-7 (.611)	4th	WBI 1st Round
2014-15	Bucknell	18-12 (.600)	10-8 (.556)	4th	---
2015-16	Bucknell	25-8 (.758)	17-1 (.944)	t-1st	WNIT 2nd Round
2016-17	Bucknell	27-6 (.818)	16-2 (.889)	1st	NCAA 1st Round
2017-18	Bucknell	22-10 (.688)	15-3 (.833)	2nd	WNIT 1st Round
2018-19	Bucknell	5-2 (.714)	--	---	---

15 seasons 289-118 (.710)

UChicago 161-50 (.767)

Bucknell 128-68 (.653)

- UAA Coach of the Year in 2008, 2011, 2012
- WBCA Regional Coach of the Year in 2011, 2012
- Patriot League Coach of the Year in 2016, 2017

BUCKNELL RANKS IN PL UNDER ROUSSELL

(7 seasons)

Wins

1.	Army West Point	139
2.	Bucknell	128
	Navy	128
4.	American	113
5.	Lehigh	94
6.	Holy Cross	90
7.	Lafayette	63
8.	Colgate	53
9.	Loyola (Md.)	48
10.	Boston U.	46

Win Percentage

1.	Army West Point	.716
2.	Bucknell	.653
2.	Navy	.646
4.	American	.579
5.	Lehigh	.495
6.	Holy Cross	.469
7.	Lafayette	.335
8.	Loyola (Md.)	.302
9.	Boston U.	.295
10.	Colgate	.285

ROUSSELL IN BUCKNELL RECORD BOOK**Wins**

1.	Kathy Fedorjaka	209	1997-2012
2.	Aaron Rousell	128	2012-pres.
3.	Lori Howard	77	1984-91
4.	Julienne Simpson	65	1991-97
5.	Rebecca Carr	31	1976-80

Win Percentage

1.	Aaron Rousell	.653	128-68
2.	Rebecca Carr	.508	31-30
3.	Kathy Fedorjaka	.498	209-211
4.	Barbara Testa	.458	11-13
5.	Lori Howard	.399	77-116

Patriot League Wins

1.	Kathy Fedorjaka	111	1997-2012
2.	Aaron Rousell	74	2012-pres.
3.	Julienne Simpson	38	1991-97
4.	Lori Howard	1	1990-91

Patriot League Win Percentage

1.	Aaron Rousell	.712	74-30
2.	Kathy Fedorjaka	.550	111-91
3.	Julienne Simpson	.475	38-42
4.	Lori Howard	.083	1-11

Patriot League Regular Season Titles

1.	Aaron Rousell	2	2012-pres.
2.	Julienne Simpson	1	1991-97
	Kathy Fedorjaka	1	1997-2012

Patriot League Tournament Titles

1.	Kathy Fedorjaka	2	1997-2012
2.	Aaron Rousell	1	2012-pres.

BUCKNELL PL STAT RANKS UNDER ROUSSELL**Rebounding Margin**

2012-13	first	+5.9
2013-14	sixth	+1.1
2014-15	first	+8.2
2015-16	first	+8.1
2016-17	first	+7.4
2017-18	first	+7.6

Free Throw Percentage

2012-13	third	.705
2013-14	first	.735
2014-15	first	.740
2015-16	fourth	.719
2016-17	first	.760
2017-18	first	.747

Scoring Offense

2012-13	sixth	56.0
2013-14	fourth	66.8
2014-15	fourth	61.1
2015-16	third	66.1
2016-17	first	67.4
2017-18	fourth	63.2

Scoring Defense

2012-13	fourth	57.0
2013-14	eighth	68.7
2014-15	fourth	57.9
2015-16	fifth	59.9
2016-17	second	59.0
2017-18	third	58.2

Scoring Margin

2012-13	fifth	-1.0
2013-14	sixth	-1.8
2014-15	fourth	+3.2
2015-16	second	+6.1
2016-17	second	+8.4
2017-18	third	+5.0

Patriot League Wins

1.	Army West Point	77
2.	Bucknell	74
3.	Navy	72
4.	American	70
5.	Holy Cross	52
6.	Lehigh	44
7.	Loyola (Md.)	31
8.	Lafayette	30
9.	Colgate	28
	Boston U.	28

Patriot League Win Percentage

1.	Army West Point	.740
2.	Bucknell	.712
3.	Navy	.692
4.	American	.673
5.	Holy Cross	.500
6.	Lehigh	.423
7.	Loyola (Md.)	.344
8.	Boston U.	.311
9.	Lafayette	.288
10.	Colgate	.269

Patriot League Tournament Game Wins

1.	American	9
	Army West Point	9
	Navy	9
4.	Bucknell	6
5.	Holy Cross	4
	Lehigh	4
7.	Colgate	3
	Loyola (Md.)	3
9.	Lafayette	2
10.	Boston U.	1



JEANINE RADICE

ASST. COACH/RECRUITING COORD. • SECOND SEASON AT BUCKNELL • FORDHAM '89

Jeanine Radice is set for her second season as an assistant coach on the Bucknell women's basketball staff, continuing her work with the guards and as the team's recruiting coordinator. She has 28 years of experience at the Division I level, including six appearances in the NCAA Tournament and eight in the WNIT.

The most recent WNIT appearance of Radice's career came last year in her first season as a Bucknell assistant coach. She helped guide the Bison to a 22-10 overall record, 15-3 mark in the Patriot League, and a spot in the WNIT, where they took on West Virginia in the opening round.

The Bison had three players earn All-Patriot League honors following the 2017-18 season, including a pair of guards. Junior Kate Walker was a First Team selection, while junior Kyi English earned a spot on the Third Team. Additionally, freshman guard Abby Kapp made the Patriot League All-Rookie Team.

Before Bucknell, Radice spent 21 seasons as an assistant coach at Delaware, helping the Blue Hens accumulate 408 wins, a .632 winning percentage, four NCAA Tournament berths, and seven appearances in the

WNIT. During a two-season stretch from 2011-13, Delaware went undefeated in the Colonial Athletic Association and posted an overall record of 63-6. Both seasons culminated with appearances in the NCAA Tournament.

The 2012-13 season was one of the greatest in the history of Delaware women's basketball. The team set a program record for wins in a season, going 32-4 on its way to a No. 6 seed in the NCAA Tournament. The Blue Hens opened with a 66-53 win over No. 11 West Virginia and followed that with a 78-69 upset win over No. 3 North Carolina to advance to the Sweet 16 for the first time in program history.


The memorable 2012-13 season came just one year after Delaware went 31-2. The Blue Hens made school history at the end of that season with a 73-42 win over Arkansas Little Rock in the opening round of the NCAA Tournament. It was the first ever postseason win by a women's basketball or men's basketball team at Delaware.

Prior to Delaware, Radice was an assistant coach at Seton Hall for two seasons. She helped guide the Pirates to back-to-back NCAA Tournament berths in 1994 and 1995. Radice also spent two seasons as an assistant coach at Marist.

Radice earned a Bachelor's degree in psychology from Fordham in 1989 and went on to earn a Master's degree in education at her alma mater in 1990.

A two-sport star in women's basketball and cross country for the Rams, Radice was inducted into the Fordham Athletics Hall of Fame in 1995. She was the 1989 MAAC Women's Basketball Player of the Year and the 1985 Rookie of the Year. A three-time First Team All-MAAC selection, Radice ranks second in program history in scoring with 2,417 career points and is the record holder in scoring average (21.8), 3-point field goal percentage (.475), and free throw percentage (.851).

Radice is a native of Staten Island, N.Y.



DARREN GUENSCH

ASSISTANT COACH • FIRST SEASON AT BUCKNELL • RADFORD '05

Darren Guensch is set for his first season as an assistant coach on the Bison women's basketball staff in 2018-19. He brings eight years of Division I coaching experience, including the past two seasons at East Carolina, in addition to four seasons in the role of director of basketball operations.

Guensch spent the past two seasons as an assistant coach/recruiting coordinator at East Carolina, where he helped the Pirates to the largest turnaround in the American Athletic Conference with a five-win improvement in league play from the 2016-17 season to the 2017-18 season. The 2017 recruiting class played a large part in that turnaround, accounting for 67 percent of the team's points and 54 percent of its rebounds.

Prior to his time at East Carolina, Guensch spent six seasons as an assistant coach at three different Division I schools – College of Charleston (2014-16), UNCG (2012-14), and VCU (2010-12). He also held the title of recruiting coordinator at both College of Charleston and UNCG.

Guensch mentored multiple players to major conference awards while at College of Charleston and UNCG.

Breanna Bolden was a two-time Colonial Athletic Association (CAA) Defensive Player of the Year and two-time All-CAA player for the Cougars, while Lucy Mason was the Southern Conference Freshman of the Year while Guensch was on staff and later went on to become the first CoSIDA Academic All-American in program history.

Guensch began his collegiate coaching career at VCU, where he spent the first two seasons as the director of basketball operations before being promoted to the coaching staff. The Rams went 86-47 during his four seasons with the team and qualified for four national postseason tournaments. They made their first ever NCAA Tournament in 2009 and followed that with three straight appearances in the WNIT. The Rams advanced to the WNIT Third Round in 2010 and 2012.

At VCU, Guensch was responsible for the player development of two CAA All-Rookie Team players and one two-time All-CAA guard.

Prior to his four years at VCU, Guensch served as the director of basketball operations for two seasons at George Mason. Before that he spent one season as an assistant coach for the Loudoun County High School girls basketball team.

Guensch graduated from Radford in 2005 with a bachelor's degree in exercise, sport and health education before earning a master's degree in the same discipline at George Mason in 2012. He married his wife, Devon, in 2007 and the couple welcomed their first child, Miles, in 2011 and their second, Layna, in 2016.



BRITTANY PINKNEY

ASSISTANT COACH • SECOND SEASON AT BUCKNELL • VCU '08

Brittany Pinkney is set to begin her second season as an assistant coach on the Bucknell women's basketball team. Pinkney, who spent the previous four seasons as an assistant at Mount St. Mary's, was the director of operations for the Bison in head coach Aaron Roussell's first season in Lewisburg in 2012-13.

Pinkney works with Bucknell's guards, a position group that had two representatives on the 2017-18 All-Patriot League Teams. Kate Walker showed drastic improvement while earning a spot on the First Team, and Kyi English was a Third Team selection. This came after a season in which the Bison went 22-10 overall, 15-10 in the Patriot League, earned an automatic bid to the WNIT.

During Pinkney's time at Mount St. Mary's, the Mountaineers racked up 48 wins, including 36 in league play. The team had three All-NEC selections during those four seasons, including two that were recruited by Pinkney. Two players reached 1,000 career points.

Pinkney's first season with The Mount resulted in a 19-14 record and the team's first ever appearance in the WNIT. The Mountaineers went 13-5 in the Northeast Conference that season.

Prior to joining Roussell's staff at Bucknell in 2012-13, Pinkney began her coaching career as a graduate assistant at Division III Salisbury. The Seagulls had a six-win improvement in her second season with the team, including a five-win turnaround in league play.

Pinkney was a four-year member of the VCU women's basketball team (2004-08) and served as a team captain her senior season. Following graduation, Pinkney went on to play professionally in the Extraliga League Women's Basketball in Rožňava, Slovakia from 2008-10.

Pinkney earned a degree in recreational parks and sport management from VCU in 2008. She added a master's in education at Salisbury in 2012.



RYLAND ADKINS

MANAGER OF OPERATIONS • SECOND SEASON AT BUCKNELL • MARYLAND '16

Ryland Adkins is set to begin her second season as the manager of basketball operations for Bucknell women's basketball.

In her first season with the Bison, the team earned an automatic bid to the WNIT while going 22-10 overall and 15-3 in the Patriot League.

Adkins joined the Bucknell staff after spending one season as the director of basketball operations at Furman. She worked with a Paladins team that finished in a tie for fourth in the Southern Conference.

Prior to Furman, Adkins worked integral roles for a highly successful Maryland team for five seasons, working as a student manager and then an intern for the director of operations following her graduation. During that time, the Terrapins won an ACC title, a Big Ten regular season title, a Big Ten Tournament title, and appeared in the NCAA Final Four twice.

Adkins earned a bachelor's degree in family science from Maryland in 2016. In addition to her work with women's basketball, she has spent time as the assistant director for the Magnolia Elementary Playground

Camp and as an intern teach assistant at St. Jerome Child Center.

JOHN STUDER

VIDEO COORDINATOR • FIRST SEASON AT BUCKNELL • ILLINOIS '81

John Studer joined the Bucknell women's basketball staff as a video coordinator prior to the 2018-19 season and brought with him 15 years of basketball-related experience.

For the past 15 years Studer served in various roles for the Mid-Penn Motion AAU Basketball Club. He was the vice president of the company from 2012-2017 and was a board member for the organization from 2003-2017. His main responsibility in those roles was to oversee strategy, direction, operations, and finances of the 25-team, non-profit AAU club.

Studer also served in an administrative role as the commissioner of girls basketball for Mid-Penn Motion from 2007-17. Additionally, he had multiple coaching jobs in the organization, working as the National College Showcase head coach from 2012-17 and the National Elite coach from 2003-11. Studer coached numerous Division I players in the National College Showcase.

**CAREER**

- 32 games played

2018-19 (FRESHMAN)

- Played all seven games
- Scored four points and had two assists in season-opening 70-32 win at Monmouth
- Scored four points and had a steal in a 77-58 win over UMass

2017-18 (FRESHMAN)

- Played 25 of 32 games, missing seven with an illness
- Averaged 1.1 points and 1.4 rebounds
- 22 of her 36 rebounds were offensive
- Made collegiate debut in 76-71 win at Rider, finishing with five points and eight rebounds, including six offensive boards
- Made postseason debut in 67-53 win over Holy Cross
- Also had eight rebounds, including six offensive boards in a 68-58 loss at American

HIGH SCHOOL

- Two-time all-state in Pennsylvania
- Finished career with 1,375 points, 806 rebounds, and 142 blocks

#3 TESSA BRUGLER

SOPHOMORE // 6-1 // F // NAZARETH, PA. // NAZARETH

2018-19 GAME-BY-GAME STATISTICS

Opponent	Min.	FG-A	Pct.	3FG-A	Pct.	FT-A	Pct.	Reb	A	TO	B	S	PTS
at Monmouth	11	1-2	.500	0-0	---	2-2	1.000	2	2	0	1	0	4
QUINNIPIAC	2	0-0	---	0-0	---	1-2	.500	0	0	0	0	0	1
at Drexel	17	1-4	.250	0-2	.000	0-0	---	2	0	1	0	0	2
at Syracuse	6	0-0	---	0-0	---	0-0	---	0	0	1	0	0	0
vs. UMass	9	2-3	.667	0-0	---	0-0	---	0	0	0	0	1	4
vs. Fairfield	7	1-2	.500	0-0	---	0-0	---	1	0	2	1	0	2
at Brown	7	0-0	---	0-0	---	0-0	---	0	1	0	0	0	0
at St. Bonaventure													
IONA													
RIDER													
YOUNGSTOWN ST.													
at Iowa State													
AMERICAN													
BOSTON U.													
at Army													
at Lafayette													
LEHIGH													
at Colgate													
at Loyola (Md.)													
HOLY CROSS													
at Navy													
at Boston U.													
LAFAYETTE													
at Lehigh													
COLGATE													
LOYOLA (Md.)													
at Holy Cross													
NAVY													
at American													
ARMY													

2018-19 SEASON HIGHS

Points	4 (2x, last vs. UMass, 11/23/18)
Rebounds	2 (2x, last at Drexel, 11/15/18)
FG Made	2 (vs. UMass, 11/23/18)
FG Attempted	4 (at Drexel, 11/15/18)
3FG Made	--
3FG Attempted	2 (at Drexel, 11/15/18)
FT Made	2 (at Monmouth, 11/6/18)
FT Attempted	2 (2x, last vs. Quinn., 11/11/18)
Assists	2 (at Monmouth, 11/6/18)
Blocks	1 (2x, last vs. Fairfield, 11/24/18)
Steals	1 (vs. UMass, 11/23/18)
Minutes	17 (at Drexel, 11/15/18)

CAREER HIGHS

Points	6 (at American, 12/29/17)
Rebounds	8 (2x, last at Amer., 12/29/17)
FG Made	3 (at American, 12/29/17)
FG Attempted	5 (at American, 12/29/17)
3FG Made	1 (at Lafayette, 2/3/18)
3FG Attempted	2 (at Drexel, 11/15/18)
FT Made	3 (at Rider, 11/10/17)
FT Attempted	4 (at Rider, 11/10/17)
Assists	3 (vs. Loyola, 1/17/18)
Blocks	1 (5x, last vs. Fairfield, 11/24/18)
Steals	2 (at Holy Cross, 1/20/18)
Minutes	18 (at Rider, 11/10/17)

YEAR-BY-YEAR STATISTICS

Year	GP	GS	Min	Avg	FG	FGA	Pct	3FG	3FGA	Pct	FT	FTA	Pct	Reb	Avg	PF	FO	Ast	TO	Blk	Stl	Pts	Avg
2017-18	25	0	145	5.8	10	25	.400	1	4	.250	7	10	.700	36	1.4	16	0	7	13	4	6	28	1.1
2018-19	7	0	60	8.6	5	11	.455	0	2	.000	3	4	.750	5	0.7	11	0	3	4	2	1	13	1.9
TOTAL	32	0	205	6.4	15	36	.417	1	6	.167	10	14	.714	41	1.3	27	0	10	17	6	7	41	1.3



CAREER

- One-time Patriot League Academic Honor Roll
- 33 games played

2018-19 (SOPHOMORE)

- Played six of seven games, missing one with an injury
- Career-high seven points in addition to four rebounds in a 91-78 win over Brown
- Multiple assists in three games
- Two points and two assists in a season-opening 70-32 win at Monmouth
- Four points and three rebounds in a 77-54 win over Fairfield

2017-18 (FRESHMAN)

- Played in 27 games, including each of the final 14
- Averaged 1.5 points and 1.5 rebounds
- Played double-digit minutes in 10 of the final 11 games, including the WNIT game at West Virginia
- Tallied career-highs with five assists and three steals in a 59-52 win over Lehigh
- Scored first career points with two in a loss to Saint Joseph's
- Made collegiate debut in 76-71 win at Rider
- Made postseason debut in a 67-53 win over Holy Cross

HIGH SCHOOL

- All-state in Massachusetts
- Finished career with 1,074 points and 620 rebounds

#24 AUTUMN CEPPI

SOPHOMORE // 6-1 // F // BEDFORD, MASS. // DANA HALL

2018-19 GAME-BY-GAME STATISTICS

Opponent	Min.	FG-A	Pct.	3FG-A	Pct.	FT-A	Pct.	Reb	A	TO	B	S	PTS
at Monmouth	11	1-3	.333	0-0	---	0-0	---	1	2	1	0	2	2
QUINNIPIAC	16	1-2	.500	0-1	.000	0-0	---	1	0	0	1	0	2
at Drexel	---	---	---	---	---	---	---	---	---	---	---	---	---
at Syracuse	20	0-3	.000	0-2	.000	0-0	---	3	2	2	1	1	0
vs. UMass	13	1-3	.333	0-0	---	0-2	.000	4	2	1	1	1	2
vs. Fairfield	17	2-5	.400	0-0	---	0-2	.000	3	1	2	1	2	4
at Brown	19	3-4	.750	0-0	---	1-3	.333	4	1	4	0	1	7
at St. Bonaventure													
IONA													
RIDER													
YOUNGSTOWN ST.													
at Iowa State													
AMERICAN													
BOSTON U.													
at Army													
at Lafayette													
LEHIGH													
at Colgate													
at Loyola (Md.)													
HOLY CROSS													
at Navy													
at Boston U.													
LAFAYETTE													
at Lehigh													
COLGATE													
LOYOLA (Md.)													
at Holy Cross													
NAVY													
at American													
ARMY													

2018-19 SEASON HIGHS

Points	7 (at Brown, 11/25/18)
Rebounds	4 (2x, last at Brown, 11/25/18)
FG Made	3 (at Brown, 11/25/18)
FG Attempted	5 (vs. Fairfield, 11/24/18)
3FG Made	--
3FG Attempted	2 (at Syracuse, 11/18/18)
FT Made	1 (at Brown, 11/25/18)
FT Attempted	3 (at Brown, 11/25/18)
Assists	2 (3x, last vs. UMass, 11/23/18)
Blocks	1 (4x, last vs. Fairfield, 11/24/18)
Steals	2 (2x, last vs. Fairfield, 11/24/18)
Minutes	20 (at Syracuse, 11/18/18)

CAREER HIGHS

Points	7 (at Brown, 11/25/18)
Rebounds	5 (at YSU, 11/24/17)
FG Made	3 (at Brown, 11/25/18)
FG Attempted	5 (3x, last vs. Fairfield, 11/24/18)
3FG Made	1 (2x, last at Colgate, 1/10/18)
3FG Attempted	3 (2x, last at Navy, 2/21/18)
FT Made	3 (2x, last at Army, 2/28/18)
FT Attempted	4 (3x, last at Army, 2/28/18)
Assists	5 (vs. Lehigh, 2/7/18)
Blocks	2 (vs. American, 2/24/18)
Steals	3 (vs. Lehigh, 2/7/18)
Minutes	21 (vs. Lehigh, 2/7/18)

YEAR-BY-YEAR STATISTICS

Year	GP	GS	Min	Avg	FG	FGA	Pct	3FG	3FGA	Pct	FT	FTA	Pct	Reb	Avg	PF	FO	Ast	TO	Blk	Stl	Pts	Avg
2017-18	27	0	226	8.4	12	42	.286	2	17	.118	15	22	.682	41	1.5	35	0	18	18	7	10	41	1.5
2018-19	6	0	96	16.0	8	20	.400	0	3	.000	1	7	.143	16	2.7	13	0	8	10	4	7	17	2.8
TOTAL	33	0	322	9.8	20	62	.323	2	20	.100	16	29	.552	57	1.7	48	0	26	28	11	17	58	1.8

**CAREER**

- 88 games played, including 27 starts
- Two-time Patriot League Academic Honor Roll

2018-19 (SENIOR)

- Team captain
- Played six of seven games

2017-18 (JUNIOR)

- Played all 32 games, including starts in the final 27
- Averaged 2.7 points and 2.1 rebounds
- Shot 37 percent (13-35) from beyond the arc
- Made first career start and scored a season-high seven points in a 66-60 win at Youngstown State
- Season-high seven rebounds in wins over Colgate and Navy

2016-17 (SOPHOMORE)

- Played in 25 games, missing two with illness
- Made two 3-pointers and scored a season-high six points in a 73-54 win over Lehigh
- Patriot League Academic Honor Roll

2015-16 (FRESHMAN)

- Appeared in 25 games, averaging 1.3 points and 0.8 rebounds
- Made collegiate debut at No. 3 Notre Dame, hitting a 3-pointer for her first career points
- Scored season-high eight points in a 71-45 win over Mount St. Mary's
- Made seven 3-pointers on the season

HIGH SCHOOL

- Two-time all-league and All-San Diego
- Eclipsed 1,000-point milestone in three seasons of varsity play

#13 RACHEL DUMIAK

SENIOR // 5-11 // G // CARLSBAD, CALIF. // LA COSTA CANYON

2018-19 GAME-BY-GAME STATISTICS

Opponent	Min.	FG-A	Pct.	3FG-A	Pct.	FT-A	Pct.	Reb	A	TO	B	S	PTS
at Monmouth	5	0-1	.000	0-1	.000	0-0	---	0	1	0	0	0	0
QUINNIPIAC	1	0-0	---	0-0	---	0-0	---	0	0	0	0	0	0
at Drexel	4	0-0	---	0-0	---	0-0	---	0	0	0	0	0	0
at Syracuse	---	---	---	---	---	---	---	---	---	---	---	---	---
vs. UMass	4	0-0	---	0-0	---	0-0	---	0	0	0	0	0	0
vs. Fairfield	7	0-0	---	0-0	---	0-0	---	0	0	0	0	0	0
at Brown	1	0-0	---	0-0	---	0-0	---	0	0	0	0	0	0
at St. Bonaventure													
IONA													
RIDER													
YOUNGSTOWN ST.													
at Iowa State													
AMERICAN													
BOSTON U.													
at Army													
at Lafayette													
LEHIGH													
at Colgate													
at Loyola (Md.)													
HOLY CROSS													
at Navy													
at Boston U.													
LAFAYETTE													
at Lehigh													
COLGATE													
LOYOLA (Md.)													
at Holy Cross													
NAVY													
at American													
ARMY													

2018-19 SEASON HIGHS

Points	--
Rebounds	--
FG Made	--
FG Attempted	1 (at Monmouth, 11/6/18)
3FG Made	--
3FG Attempted	1 (at Monmouth, 11/6/18)
FT Made	--
FT Attempted	--
Assists	1 (at Monmouth, 11/6/18)
Blocks	--
Steals	--
Minutes	7 (vs. Fairfield, 11/24/18)

CAREER HIGHS

Points	8 (vs. Mt. St. Mary's, 11/24/15)
Rebounds	7 (at Colgate, 2/10/18)
FG Made	3 (2x, last at YSU, 11/24/17)
FG Attempted	7 (at Colgate, 2/10/18)
3FG Made	2 (4x, last vs. Lafayette, 2/8/18)
3FG Attempted	5 (at UMBC, 12/8/15)
FT Made	2 (7x, last vs. Navy, 3/8/18)
FT Attempted	2 (16x, last vs. Navy, 3/8/18)
Assists	4 (2x, last at Amer., 12/29/17)
Blocks	1 (at Lafayette, 2/3/18)
Steals	3 (at Boston U., 1/2/18)
Minutes	27 (2x, last vs. Navy, 3/8/18)

YEAR-BY-YEAR STATISTICS

Year	GP	GS	Min	Avg	FG	FGA	Pct	3FG	3FGA	Pct	FT	FTA	Pct	Reb	Avg	PF	FO	Ast	TO	Blk	Stl	Pts	Avg
2015-16	25	0	151	6.0	11	31	.355	7	21	.333	3	6	.500	19	0.8	17	0	9	19	0	7	32	1.3
2016-17	25	0	181	7.2	7	37	.189	4	22	.182	5	8	.625	23	0.9	16	0	15	14	0	4	23	0.9
2017-18	32	27	537	16.8	30	76	.395	13	35	.371	14	19	.737	68	2.1	26	0	24	26	1	16	87	2.7
2018-19	6	0	22	3.7	0	1	.000	0	1	.000	0	0	.000	0	0.0	0	0	1	0	0	0	0	0.0
TOTAL	88	27	891	10.1	48	145	.331	24	79	.304	22	33	.667	110	1.3	59	0	49	59	1	27	142	1.6



#2 KYI ENGLISH

SENIOR // 5-5 // G // EAST ORANGE, N.J. // EAST ORANGE

2018-19 GAME-BY-GAME STATISTICS

Opponent	Min.	FG-A	Pct.	3FG-A	Pct.	FT-A	Pct.	Reb	A	TO	B	S	PTS
at Monmouth	20	3-4	.750	0-1	.000	0-0	---	1	1	2	0	0	6
QUINNIPIAC	25	4-10	.400	0-1	.000	4-6	.667	4	8	3	0	4	12
at Drexel	22	1-3	.333	0-0	---	0-0	---	0	0	5	0	1	2
at Syracuse	36	3-11	.273	1-4	.250	3-4	.750	2	4	6	0	5	10
vs. UMass	27	5-8	.625	3-4	.750	1-2	.500	3	7	0	0	3	14
vs. Fairfield	24	2-2	1.000	0-0	---	3-4	.750	0	0	1	0	1	7
at Brown	25	2-5	.400	1-2	.500	0-0	---	6	4	2	0	0	5

at St. Bonaventure

IONA

RIDER

YOUNGSTOWN ST.

at Iowa State

AMERICAN

BOSTON U.

at Army

at Lafayette

LEHIGH

at Colgate

at Loyola (Md.)

HOLY CROSS

at Navy

at Boston U.

LAFAYETTE

at Lehigh

COLGATE

LOYOLA (Md.)

at Holy Cross

NAVY

at American

ARMY

CAREER

- Third Team All-Patriot League (2018)
- Patriot League All-Rookie Team (2016)
- Patriot League All-Tournament Team (2016)
- 101 games played, including 83 starts

2018-19 (SENIOR)

- Team captain
- Started all six games
- Career-high eight assists in addition to four steals and 12 points in a 75-38 win over Quinnipiac
- Career-high five steals in a 70-56 loss at #18 Syracuse
- 14 points, seven assists, three steals, and no turnovers in a 77-58 win over UMass

2017-18 (JUNIOR)

- Third Team All-Patriot League
- Started all 32 games, averaging 10.0 points, 2.8 rebounds, and 2.5 assists
- Averaged 8.9 points and 2.3 assists in 18 league games
- Double-digit scoring in 15 games, including a career-high 25 points against Drexel and 22 against St. Bonaventure
- Had 11 games with at least four assists, including a season-high seven in a win over Binghamton
- Tallied double-digit made throws in wins over Rider and Iona.

2016-17 (SOPHOMORE)

- Played in 31 games, including 30 starts, missing two with illness.
- Averaged 7.9 points, 2.4 rebounds, and 1.8 assists
- Averaged 9.7 points in the Patriot League Tournament
- Season-high four assists five times, all coming in Bucknell wins.

2015-16 (FRESHMAN)

- Patriot League All-Rookie Team
- Patriot League All-Tournament Team
- Played in 31 games, including 14 starts, averaging 7.4 points and 2.3 assists
- Scored in double-digits 10 times, including all four postseason games.

HIGH SCHOOL

- Two-time All-State in New Jersey.
- Guided team to state title

2018-19 SEASON HIGHS

Points	14 (vs. UMass, 11/23/18)
Rebounds	6 (at Brown, 11/25/18)
FG Made	5 (vs. UMass, 11/23/18)
FG Attempted	11 (at Syracuse, 11/18/18)
3FG Made	3 (vs. UMass, 11/23/18)
3FG Attempted	4 (2x, last vs. UMass, 11/23/18)
FT Made	4 (vs. Quinnipiac, 11/11/18)
FT Attempted	6 (vs. Quinnipiac, 11/11/18)
Assists	8 (vs. Quinnipiac, 11/11/18)
Blocks	--
Steals	5 (at Syracuse, 11/18/18)
Minutes	36 (at Syracuse, 11/18/18)

CAREER HIGHS

Points	25 (at Drexel, 11/18/17)
Rebounds	6 (3x, last at Brown, 11/25/18)
FG Made	9 (at Drexel, 11/18/17)
FG Attempted	17 (2x, last vs. SBU, 11/21/17)
3FG Made	3 (6x, last vs. UMass, 11/23/18)
3FG Attempted	8 (2x, last at St. Bona., 12/6/16)
FT Made	10 (2x, last at Iona, 12/3/17)
FT Attempted	15 (at Rider, 11/10/17)
Assists	8 (vs. Quinnipiac, 11/11/18)
Blocks	1 (4x, last at Drexel, 11/18/17)
Steals	5 (at Syracuse, 11/18/18)
Minutes	40 (2x, last vs. Bing., 11/11/16)

YEAR-BY-YEAR STATISTICS

Year	GP	GS	Min	Avg	FG	FGA	Pct	3FG	3FGA	Pct	FT	FTA	Pct	Reb	Avg	PF	FO	Ast	TO	Blk	Stl	Pts	Avg
2015-16	31	14	785	25.3	76	191	.398	31	82	.378	45	63	.714	55	1.8	60	0	70	77	1	27	228	7.4
2016-17	31	30	940	30.3	87	241	.361	30	93	.323	40	58	.690	75	2.4	56	0	56	88	2	22	244	7.9
2017-18	32	32	957	29.9	109	279	.391	21	77	.273	81	104	.779	90	2.8	47	1	80	80	1	36	320	10.0
2018-19	7	7	179	25.6	20	43	.465	5	12	.417	11	16	.688	16	2.3	14	1	24	19	0	14	56	8.0
TOTAL	101	83	2861	28.3	292	754	.387	87	264	.330	177	241	.734	236	2.3	177	2	230	264	4	99	848	8.4

**CAREER**

- 66 games played, including one start
- Two-time Patriot League Academic Honor Roll

2018-19 (JUNIOR)

- Played in five of seven games
- Scored five points in a season-opening 70-32 win at Monmouth

2017-18 (SOPHOMORE)

- Played in 32 games, missing two with an injury, and averaged 3.2 points and 0.8 rebounds
- Scored a season-high 10 points on 4-of-5 shooting in a 76-57 win over Canisius
- Had career-highs in rebounds (4) and steals (3) in a 63-52 win over Akron

2016-17 (FRESHMAN)

- Played in 31 games, including one start.
- Averaged 2.9 points and 0.5 rebounds
- Scored seven points on 3-of-3 shooting in just five minutes in her postseason debut, a 75-72 win over Loyola in the quarterfinals
- Scored career-high 12 points while making first career start in a 69-64 win over Manhattan
- Scored nine points in just 10 minutes against No. 3 Maryland in the NCAA Tournament First Round
- Made collegiate debut and contributed an assist in a season-opening 67-57 win at Binghamton
- Scored first career points with two in a 67-36 win over NJIT in the home opener

HIGH SCHOOL

- All-State in Arkansas
- Led team to state title
- Graduated as team's all-time leading scorer with more than 2,000 points.

#4 GIA HAYES

JUNIOR // 5-8 // G // MAUMELLE, ARK. // eSTEM HIGH PUBLIC CHARTER**2018-19 GAME-BY-GAME STATISTICS**

Opponent	Min.	FG-A	Pct.	3FG-A	Pct.	FT-A	Pct.	Reb	A	TO	B	S	PTS
at Monmouth	8	2-3	.667	1-1	1.000	0-0	---	0	0	1	0	0	5
QUINNIPIAC	1	0-0	---	0-0	---	0-0	---	0	0	0	0	0	0
at Drexel	10	1-2	.500	0-0	---	1-2	.500	0	2	2	0	1	3
at Syracuse	---	---	---	---	---	---	---	---	---	---	---	---	---
vs. UMass	5	0-2	.000	0-0	---	0-0	---	0	0	0	0	0	0
vs. Fairfield	4	0-0	---	0-0	---	2-2	1.000	0	0	1	0	0	2
at Brown	---	---	---	---	---	---	---	---	---	---	---	---	---
at St. Bonaventure													
IONA													
RIDER													
YOUNGSTOWN ST.													
at Iowa State													
AMERICAN													
BOSTON U.													
at Army													
at Lafayette													
LEHIGH													
at Colgate													
at Loyola (Md.)													
HOLY CROSS													
at Navy													
at Boston U.													
LAFAYETTE													
at Lehigh													
COLGATE													
LOYOLA (Md.)													
at Holy Cross													
NAVY													
at American													
ARMY													

2018-19 SEASON HIGHS

Points	5 (at Monmouth, 11/6/18)
Rebounds	--
FG Made	2 (at Monmouth, 11/6/18)
FG Attempted	3 (at Monmouth, 11/6/18)
3FG Made	1 (at Monmouth, 11/6/18)
3FG Attempted	1 (at Monmouth, 11/6/18)
FT Made	2 (vs. Fairfield, 11/24/18)
FT Attempted	2 (2x, last vs. Fairfield, 11/24/18)
Assists	2 (at Drexel, 11/15/18)
Blocks	--
Steals	1 (at Drexel, 11/15/18)
Minutes	10 (at Drexel, 11/15/18)

CAREER HIGHS

Points	12 (vs. Manhattan, 12/20/16)
Rebounds	4 (2x, last vs. Bing., 11/29/17)
FG Made	5 (vs. Manhattan, 12/20/16)
FG Attempted	12 (vs. Manhattan, 12/20/16)
3FG Made	2 (3x, last vs. Canisius, 11/26/17)
3FG Attempted	7 (vs. Manhattan, 12/20/16)
FT Made	3 (at Rider, 11/10/17)
FT Attempted	4 (at Rider, 11/10/17)
Assists	3 (vs. Akron, 11/12/17)
Blocks	1 (4x, last vs. Navy, 3/8/18)
Steals	3 (vs. Akron, 11/12/17)
Minutes	37 (vs. Manhattan, 12/20/16)

YEAR-BY-YEAR STATISTICS

Year	GP	GS	Min	Avg	FG	FGA	Pct	3FG	3FGA	Pct	FT	FTA	Pct	Reb	Avg	PF	FO	Ast	TO	Blk	Stl	Pts	Avg
2016-17	31	1	344	11.1	35	92	.380	14	39	.359	7	13	.538	15	0.5	24	0	16	23	3	5	91	2.9
2017-18	30	0	305	10.2	37	96	.385	7	23	.304	16	32	.500	23	0.8	30	0	13	27	1	11	97	3.2
2018-19	5	0	29	5.8	3	7	.429	1	1	1.000	3	4	.750	0	0.0	3	0	2	4	0	1	10	2.0
TOTAL	66	1	678	10.3	75	195	.385	22	63	.349	26	49	.531	38	0.6	57	0	31	54	4	17	198	3.0



#23 ALLY JOHNSON

SOPHOMORE // 5-10 // G // FORT MITCHELL, KY. // BEECHWOOD

2018-19 GAME-BY-GAME STATISTICS

Opponent	Min.	FG-A	Pct.	3FG-A	Pct.	FT-A	Pct.	Reb	A	TO	B	S	PTS
at Monmouth	13	0-2	.000	0-1	.000	0-0	---	3	0	2	0	1	0
QUINNIPIAC	10	1-2	.500	1-2	.500	0-0	---	0	0	0	0	0	3
at Drexel	15	1-2	.500	1-1	1.000	0-0	---	0	0	2	0	0	3
at Syracuse	16	3-4	.750	2-3	.667	0-0	---	3	1	3	0	0	8
vs. UMass	19	3-5	.600	3-5	.600	0-0	---	1	1	0	0	1	9
vs. Fairfield	21	3-5	.600	1-3	.333	0-0	---	0	0	1	0	1	7
at Brown	19	1-4	.250	1-2	.500	4-4	1.000	1	3	0	0	1	7
at St. Bonaventure													
IONA													
RIDER													
YOUNGSTOWN ST.													
at Iowa State													
AMERICAN													
BOSTON U.													
at Army													
at Lafayette													
LEHIGH													
at Colgate													
at Loyola (Md.)													
HOLY CROSS													
at Navy													
at Boston U.													
LAFAYETTE													
at Lehigh													
COLGATE													
LOYOLA (Md.)													
at Holy Cross													
NAVY													
at American													
ARMY													

CAREER

- 32 games played

2018-19 (SOPHOMORE)

- Played all seven games
- Hit three 3-pointers and scored a season-high nine points in a 77-58 win over UMass
- Scored eight points on 3-of-4 shooting in a 70-56 loss at #18 Syracuse
- Scored seven points in a 77-54 win over Fairfield
- Scored seven points in a 91-78 win at Brown
- Hit a 3-pointer in a 75-58 win over Quinnipiac

2017-18 (FRESHMAN)

- Played in 25 games, averaging 1.6 points and 0.6 rebounds
- Scored season-high 13 points while shooting 4-for-4 from the field, 3-for-3 from beyond the arc, and 2-for-2 from the line in an 83-53 win over Lafayette
- Scored nine points on 3-of-4 shooting from beyond the arc in a 64-59 win over Binghamton
- Made collegiate debut at home against St. Bonaventure
- Made postseason debut and scored two points in a 67-53 win over Holy Cross in the PL quarterfinals
- Scored first career points with a 3-pointer in a 66-60 win at Youngstown State

HIGH SCHOOL

- Northern Kentucky Player of the Year
- Finished career with 2,126 points and 317 3-pointers

2018-19 SEASON HIGHS

Points	9 (vs. UMass, 11/23/18)
Rebounds	3 (2x, last at Syracuse, 11/18/18)
FG Made	3 (3x, last vs. Fairfield, 11/24/18)
FG Attempted	5 (2x, last vs. Fairfield, 11/24/18)
3FG Made	3 (vs. UMass, 11/23/18)
3FG Attempted	3 (2x, last vs. Fairfield, 11/24/18)
FT Made	4 (at Brown, 11/25/18)
FT Attempted	4 (at Brown, 11/25/18)
Assists	3 (at Brown, 11/25/18)
Blocks	--
Steals	1 (4x, last at Brown, 11/25/18)
Minutes	21 (vs. Fairfield, 11/24/18)

CAREER HIGHS

Points	13 (vs. Lafayette, 1/8/18)
Rebounds	3 (2x, last at Syracuse, 11/18/18)
FG Made	4 (vs. Lafayette, 1/8/18)
FG Attempted	5 (3x, last vs. Fairfield, 11/24/18)
3FG Made	3 (3x, last vs. UMass, 11/23/18)
3FG Attempted	4 (2x, last vs. Bing., 11/29/17)
FT Made	4 (at Brown, 11/25/18)
FT Attempted	4 (at Brown, 11/25/18)
Assists	3 (at Brown, 11/25/18)
Blocks	1 (vs. Lehigh, 2/7/18)
Steals	1 (5x, last at Brown, 11/25/18)
Minutes	21 (vs. Fairfield, 11/24/18)

YEAR-BY-YEAR STATISTICS

Year	GP	GS	Min	Avg	FG	FGA	Pct	3FG	3FGA	Pct	FT	FTA	Pct	Reb	Avg	PF	FO	Ast	TO	Blk	Stl	Pts	Avg
2017-18	25	0	180	7.2	13	45	.289	9	33	.273	6	8	.750	15	0.6	9	0	10	15	1	2	41	1.6
2018-19	7	0	113	16.1	12	24	.500	9	17	.529	4	4	1.000	8	1.1	9	0	5	8	0	4	37	5.3
TOTAL	32	0	293	9.2	25	69	.362	18	50	.360	10	12	.833	23	0.7	18	0	15	23	1	6	78	2.4



#25 ABBY KAPP

SOPHOMORE // 6-0 // F // BARTO, PA. // BOYERTOWN

2018-19 GAME-BY-GAME STATISTICS

Opponent	Min.	FG-A	Pct.	3FG-A	Pct.	FT-A	Pct.	Reb	A	TO	B	S	PTS
at Monmouth	22	3-4	.750	3-3	1.000	0-0	---	2	3	2	0	2	9
QUINNIPIAC	28	3-8	.375	2-6	.333	0-0	---	3	1	1	0	3	8
at Drexel	22	1-5	.200	1-3	.333	1-2	.500	2	1	0	1	1	4
at Syracuse	23	4-9	.444	3-8	.375	0-0	---	3	1	7	1	1	11
vs. UMass	27	7-17	.412	5-12	.417	0-0	---	2	2	2	2	1	19
vs. Fairfield	24	5-9	.556	2-4	.500	0-0	---	2	1	1	1	1	12
at Brown	36	6-11	.545	5-8	.625	0-0	---	5	1	2	0	3	17

at St. Bonaventure

IONA

RIDER

YOUNGSTOWN ST.

at Iowa State

AMERICAN

BOSTON U.

at Army

at Lafayette

LEHIGH

at Colgate

at Loyola (Md.)

HOLY CROSS

at Navy

at Boston U.

LAFAYETTE

at Lehigh

COLGATE

LOYOLA (Md.)

at Holy Cross

NAVY

at American

ARMY

CAREER

- Patriot League All-Rookie Team (2018)
- One-time Patriot League Academic Honor Roll
- 39 games played, including 12 starts

2018-19 (SOPHOMORE)

- Started first seven games
- Hit five 3-pointers and scored career-high 19 points, including 16 in the first half in a 77-58 win over UMass
- Scored 17 points and had three steals in a 91-78 win over Brown
- Scored 12 points, including eight in the first quarter the following game, a 77-54 win over Fairfield
- Shot 3-for-3 from beyond the arc and scored nine points in a season-opening 70-32 win at Monmouth
- Scored eight points and had a career-high three steals in a 75-58 win over Quinnipiac
- Hit three 3-pointers and scored 11 points in a 70-56 loss at #18 Syracuse

2017-18 (FRESHMAN)

- Patriot League All-Rookie Team
- Played all 32 games, including starts in the first five, averaging 4.5 points and 2.8 rebounds
- One-time Patriot League Rookie of the Week
- Shot 35 percent (24-68) from beyond the arc
- Scored career-high 15 points while shooting 6-7 from the field and 3-4 from beyond the arc in an 83-53 win over Lafayette.
- Named Patriot League Rookie of the Week after scoring 10 points in a loss at Fordham
- Scored 11 points and added six rebounds in a 71-47 win at Holy Cross
- Four games with double-digit points
- Made collegiate debut and made first career start in 76-71 win at Rider, scoring five points
- Made postseason debut and scored two points in a 67-53 win over Holy Cross in the PL quarterfinal

HIGH SCHOOL

- All-state in Pennsylvania
- Finished career with 1,671 points and 1,080 rebounds

2018-19 SEASON HIGHS

Points	19 (vs. UMass, 11/23/18)
Rebounds	5 (at Brown, 11/25/18)
FG Made	7 (vs. UMass, 11/23/18)
FG Attempted	17 (vs. UMass, 11/23/18)
3FG Made	5 (2x, last at Brown, 11/25/18)
3FG Attempted	12 (vs. UMass, 11/23/18)
FT Made	1 (at Drexel, 11/15/18)
FT Attempted	2 (at Drexel, 11/15/18)
Assists	3 (at Monmouth, 11/6/18)
Blocks	2 (vs. UMass, 11/23/18)
Steals	3 (2x, last at Brown, 11/25/18)
Minutes	36 (at Brown, 11/25/18)

CAREER HIGHS

Points	19 (vs. UMass, 11/23/18)
Rebounds	6 (4x, last at HC, 1/20/18)
FG Made	7 (vs. UMass, 11/23/18)
FG Attempted	17 (vs. UMass, 11/23/18)
3FG Made	5 (vs. UMass, 11/23/18)
3FG Attempted	12 (vs. UMass, 11/23/18)
FT Made	2 (4x, last at Lafayette, 2/3/18)
FT Attempted	3 (vs. Lehigh, 2/7/18)
Assists	3 (at Monmouth, 11/6/18)
Blocks	2 (4x, last vs. UMass, 11/23/18)
Steals	3 (2x, last at Brown, 11/25/18)
Minutes	36 (at Brown, 11/25/18)

YEAR-BY-YEAR STATISTICS

Year	GP	GS	Min	Avg	FG	FGA	Pct	3FG	3FGA	Pct	FT	FTA	Pct	Reb	Avg	PF	FO	Ast	TO	Blk	Stl	Pts	Avg
2017-18	32	5	449	14.0	52	146	.356	24	68	.353	16	22	.727	90	2.8	48	2	30	45	10	17	144	4.5
2018-19	7	7	184	26.3	29	63	.460	21	44	.477	1	2	.500	19	2.7	19	2	10	15	5	12	80	11.4
TOTAL	39	12	633	16.2	81	209	.388	45	112	.402	17	24	.708	109	2.8	67	4	40	60	15	29	224	5.7



#40 ELLIE MACK

JUNIOR // 6-3 // F // PAOLI, PA.// CONESTOGA

2018-19 GAME-BY-GAME STATISTICS

Opponent	Min.	FG-A	Pct.	3FG-A	Pct.	FT-A	Pct.	Reb	A	TO	B	S	PTS
at Monmouth	21	4-7	.571	1-2	.500	0-0	---	7	1	1	1	1	9
QUINNIPIAC	28	3-6	.500	2-2	1.000	3-4	.750	8	1	4	2	0	11
at Drexel	26	3-9	.333	0-4	.000	0-0	---	6	5	2	2	0	6
at Syracuse	28	4-9	.444	1-3	.333	2-2	1.000	5	2	2	2	0	11
vs. UMass	24	2-4	.500	0-0	---	0-0	---	8	4	2	2	1	4
vs. Fairfield	22	7-9	.778	2-2	1.000	3-4	.750	7	4	0	0	3	19
at Brown	25	6-14	.429	0-4	.000	0-0	---	9	4	5	2	1	12

at St. Bonaventure

IONA

RIDER

YOUNGSTOWN ST.

at Iowa State

AMERICAN

BOSTON U.

at Army

at Lafayette

LEHIGH

at Colgate

at Loyola (Md.)

HOLY CROSS

at Navy

at Boston U.

LAFAYETTE

at Lehigh

COLGATE

LOYOLA (Md.)

at Holy Cross

NAVY

at American

ARMY

2018-19 SEASON HIGHS

Points	19 (vs. Fairfield, 11/24/18)
Rebounds	9 (at Brown, 11/25/18)
FG Made	7 (vs. Fairfield, 11/24/18)
FG Attempted	14 (at Brown, 11/25/18)
3FG Made	2 (2x, last vs. Fairfield, 11/24/18)
3FG Attempted	4 (2x, last at Brown, 11/25/18)
FT Made	3 (2x, last vs. Fairfield, 11/24/18)
FT Attempted	4 (2x, last vs. Fairfield, 11/24/18)
Assists	5 (at Drexel, 11/15/18)
Blocks	2 (5x, last at Brown, 11/25/18)
Steals	3 (vs. Fairfield, 11/24/18)
Minutes	28 (2x, last at Syracuse, 11/18/18)

CAREER HIGHS

Points	20 (at Lehigh, 1/11/18)
Rebounds	9 (at Brown, 11/25/18)
FG Made	8 (at Lehigh, 1/11/18)
FG Attempted	14 (at Brown, 11/25/18)
3FG Made	3 (vs. Lafayette, 1/8/18)
3FG Attempted	6 (2x, last at Colgate, 2/10/18)
FT Made	3 (2x, last vs. Fairfield, 11/24/18)
FT Attempted	5 (vs. Holy Cross, 2/17/18)
Assists	5 (at Drexel, 11/15/18)
Blocks	2 (5x, last at Brown, 11/25/18)
Steals	3 (vs. Fairfield, 11/24/18)
Minutes	28 (2x, last at Syracuse, 11/18/18)

CAREER

- Two-time Patriot League Academic Honor Roll
- 39 games played, including seven starts

2018-19 (JUNIOR)

- Started first seven games
- Scored 19 points on 7-of-9 shooting and added seven rebounds, four assists, and three steals in a 77-54 win over Fairfield
- Made first career start and finished with nine points and seven rebounds in a season-opening 70-32 win at Monmouth
- Totaled 11 points and eight rebounds in a 75-58 win over Quinnipiac
- Career-high five assists in a loss at Drexel
- Had 11 points and five boards in a 70-56 loss at #18 Syracuse
- Tallied 12 points and nine rebounds in a 91-78 win at Brown

2017-18 (SOPHOMORE)

- Played all 32 games, averaging 5.8 points and 2.9 rebounds
- Shot 47 percent (73-155) from the field and 37 percent (22-59) from beyond the arc
- Eight games with double-digit points
- Scored career-high 20 points, including 15 in the second half, in a loss at Lehigh.
- Made collegiate debut in 76-71 win at Rider, totaling 12 points and five rebounds
- Made postseason debut and scored six points in a 67-53 win over Holy Cross in the PL quarterfinal

2016-17 (FRESHMAN)

- Missed season with an injury

HIGH SCHOOL

- All-State in Pennsylvania.
- Scored 1,001 career points despite missing junior season with an injury

YEAR-BY-YEAR STATISTICS

Year	GP	GS	Min	Avg	FG	FGA	Pct	3FG	3FGA	Pct	FT	FTA	Pct	Reb	Avg	PF	FO	Ast	TO	Blk	Stl	Pts	Avg
2016-17	--	--	--	--	--	--	--	--	--	--	--	--	--	--	--	--	--	--	--	--	--	--	--
2017-18	32	0	441	13.8	73	155	.471	22	59	.373	18	26	.692	92	2.9	31	0	20	35	11	21	186	5.8
2018-19	7	7	176	25.1	29	58	.500	6	17	.353	8	10	.800	50	7.1	17	0	21	16	11	6	72	10.3
TOTAL	39	7	617	15.8	102	213	.479	28	76	.368	26	36	.722	142	3.6	48	0	41	51	22	27	258	6.6



#22 MAEGAN MIKKELSEN

SENIOR // 6-4 // F // WOODBRIDGE, VA. // WOODBRIDGE

2018-19 GAME-BY-GAME STATISTICS

Opponent	Min.	FG-A	Pct.	3FG-A	Pct.	FT-A	Pct.	Reb	A	TO	B	S	PTS
at Monmouth	8	1-2	.500	0-0	---	0-0	---	1	0	0	0	1	2
QUINNIPIAC	1	0-0	---	0-0	---	0-0	---	0	0	0	0	0	0
at Drexel	5	0-0	---	0-0	---	0-0	---	4	0	0	0	0	0
at Syracuse	---	---	---	---	---	---	---	---	---	---	---	---	---
vs. UMass	4	0-0	---	0-0	---	0-0	---	0	0	1	0	0	0
vs. Fairfield	9	0-2	.000	0-0	---	0-0	---	2	0	1	0	0	0
at Brown	1	0-0	---	0-0	---	2-2	1.000	0	0	0	0	0	2
at St. Bonaventure													
IONA													
RIDER													
YOUNGSTOWN ST.													
at Iowa State													
AMERICAN													
BOSTON U.													
at Army													
at Lafayette													
LEHIGH													
at Colgate													
at Loyola (Md.)													
HOLY CROSS													
at Navy													
at Boston U.													
LAFAYETTE													
at Lehigh													
COLGATE													
LOYOLA (Md.)													
at Holy Cross													
NAVY													
at American													
ARMY													

CAREER

- 64 games played
- Two-time Patriot League Academic Honor Roll

2018-19 (SENIOR)

- Team captain
- Played six of seven games

2017-18 (JUNIOR)

- Played all 32 games, averaging 2.3 points and 2.0 rebounds
- Scored a career-high 11 points in a 60-53 win at Iona
- Pulled down career-high seven rebounds in a loss to Saint Joseph's

2016-17 (SOPHOMORE)

- Played in 19 games.
- Averaged 1.3 points and 0.7 rebounds

2015-16 (FRESHMAN)

- Appeared in seven games before suffering a season-ending injury
- Averaged 1.3 points and 1.9 rebounds
- Made collegiate debut at No. 3 Notre Dame
- Scored first career points with four while adding four rebounds and one block in a 76-46 win over Binghamton

HIGH SCHOOL

- All-State in Virginia
- Averaged 14.5 points and 8.4 rebounds her senior season

2018-19 SEASON HIGHS

Points	2 (2x, last at Brown, 11/25/18)
Rebounds	4 (at Drexel, 11/15/18)
FG Made	1 (at Monmouth, 11/6/18)
FG Attempted	2 (2x, last vs. Fairfield, 11/24/18)
3FG Made	--
3FG Attempted	--
FT Made	2 (at Brown, 11/25/18)
FT Attempted	2 (at Brown, 11/25/18)
Assists	--
Blocks	--
Steals	1 (at Monmouth, 11/6/18)
Minutes	9 (vs. Fairfield, 11/24/18)

CAREER HIGHS

Points	11 (at Iona, 12/3/17)
Rebounds	7 (vs. Saint Joseph's, 11/15/17)
FG Made	4 (2x, last vs. Colgate, 1/14/18)
FG Attempted	9 (at YSU, 11/24/17)
3FG Made	1 (5x, last at Fordham, 12/17/17)
3FG Attempted	3 (at YSU, 11/24/17)
FT Made	4 (at Fordham, 12/17/17)
FT Attempted	4 (2x, last at Pitt, 12/20/17)
Assists	3 (vs. Lafayette, 1/8/18)
Blocks	2 (vs. Army, 2/5/18)
Steals	2 (at YSU, 11/24/17)
Minutes	18 (2x, last at HC, 1/20/18)

YEAR-BY-YEAR STATISTICS

Year	GP	GS	Min	Avg	FG	FGA	Pct	3FG	3FGA	Pct	FT	FTA	Pct	Reb	Avg	PF	FO	Ast	TO	Blk	Stl	Pts	Avg
2015-16	7	0	42	6.0	4	9	.444	1	2	.500	0	0	.000	13	1.9	2	0	4	5	1	0	9	1.3
2016-17	19	0	80	4.2	7	21	.333	2	6	.333	8	10	.800	14	0.7	12	0	1	11	2	2	24	1.3
2017-18	32	0	284	8.9	25	71	.352	3	20	.150	22	30	.733	65	2.0	43	1	17	28	10	8	75	2.3
2018-19	6	0	29	4.8	1	4	.250	0	0	.000	2	2	1.000	7	1.2	4	0	0	2	0	1	4	0.7
TOTAL	64	0	435	6.8	37	105	.352	6	28	.214	32	42	.762	99	1.5	61	1	22	46	13	11	112	1.8



#11 TAYLOR O'BRIEN

FRESHMAN // 5-9 // G // LAFAYETTE HILL, PA. // PLYMOUTH WHITEMARSH

2018-19 GAME-BY-GAME STATISTICS

Opponent	Min.	FG-A	Pct.	3FG-A	Pct.	FT-A	Pct.	Reb	A	TO	B	S	PTS
at Monmouth	11	1-2	.500	0-0	---	4-4	1.000	3	0	2	0	0	6
QUINNIPIAC	2	0-0	---	0-0	---	0-0	---	0	0	0	0	0	0
at Drexel	11	3-6	.500	1-2	.500	0-0	---	2	0	1	0	0	7
at Syracuse	11	0-3	.000	0-2	.000	2-2	1.000	1	0	1	0	1	2
vs. UMass	---	---	---	---	---	---	---	---	---	---	---	---	---
vs. Fairfield	---	---	---	---	---	---	---	---	---	---	---	---	---
at Brown	---	---	---	---	---	---	---	---	---	---	---	---	---
at St. Bonaventure	---	---	---	---	---	---	---	---	---	---	---	---	---
IONA	---	---	---	---	---	---	---	---	---	---	---	---	---
RIDER	---	---	---	---	---	---	---	---	---	---	---	---	---
YOUNGSTOWN ST.	---	---	---	---	---	---	---	---	---	---	---	---	---
at Iowa State	---	---	---	---	---	---	---	---	---	---	---	---	---
AMERICAN	---	---	---	---	---	---	---	---	---	---	---	---	---
BOSTON U.	---	---	---	---	---	---	---	---	---	---	---	---	---
at Army	---	---	---	---	---	---	---	---	---	---	---	---	---
at Lafayette	---	---	---	---	---	---	---	---	---	---	---	---	---
LEHIGH	---	---	---	---	---	---	---	---	---	---	---	---	---
at Colgate	---	---	---	---	---	---	---	---	---	---	---	---	---
at Loyola (Md.)	---	---	---	---	---	---	---	---	---	---	---	---	---
HOLY CROSS	---	---	---	---	---	---	---	---	---	---	---	---	---
at Navy	---	---	---	---	---	---	---	---	---	---	---	---	---
at Boston U.	---	---	---	---	---	---	---	---	---	---	---	---	---
LAFAYETTE	---	---	---	---	---	---	---	---	---	---	---	---	---
at Lehigh	---	---	---	---	---	---	---	---	---	---	---	---	---
COLGATE	---	---	---	---	---	---	---	---	---	---	---	---	---
LOYOLA (Md.)	---	---	---	---	---	---	---	---	---	---	---	---	---
at Holy Cross	---	---	---	---	---	---	---	---	---	---	---	---	---
NAVY	---	---	---	---	---	---	---	---	---	---	---	---	---
at American	---	---	---	---	---	---	---	---	---	---	---	---	---
ARMY	---	---	---	---	---	---	---	---	---	---	---	---	---

2018-19 SEASON HIGHS

Points	7 (at Drexel, 11/15/18)
Rebounds	3 (at Monmouth, 11/6/18)
FG Made	3 (at Drexel, 11/15/18)
FG Attempted	6 (at Drexel, 11/15/18)
3FG Made	1 (at Drexel, 11/15/18)
3FG Attempted	2 (2x, last at Syracuse, 11/18/18)
FT Made	4 (at Monmouth, 11/6/18)
FT Attempted	4 (at Monmouth, 11/6/18)
Assists	---
Blocks	---
Steals	1 (at Syracuse, 11/18/18)
Minutes	11 (3x, last at Syracuse, 11/18/18)

CAREER HIGHS

Points	7 (at Drexel, 11/15/18)
Rebounds	3 (at Monmouth, 11/6/18)
FG Made	3 (at Drexel, 11/15/18)
FG Attempted	6 (at Drexel, 11/15/18)
3FG Made	1 (at Drexel, 11/15/18)
3FG Attempted	2 (2x, last at Syracuse, 11/18/18)
FT Made	4 (at Monmouth, 11/6/18)
FT Attempted	4 (at Monmouth, 11/6/18)
Assists	---
Blocks	---
Steals	1 (at Syracuse, 11/18/18)
Minutes	11 (3x, last at Syracuse, 11/18/18)

YEAR-BY-YEAR STATISTICS

Year	GP	GS	Min	Avg	FG	FGA	Pct	3FG	3FGA	Pct	FT	FTA	Pct	Reb	Avg	PF	FO	Ast	TO	Blk	Stl	Pts	Avg
2018-19	4	0	35	8.8	4	11	.364	1	4	.250	6	6	1.000	6	1.5	3	0	0	4	0	1	15	3.8
TOTAL	4	0	35	8.8	4	11	.364	1	4	.250	6	6	1.000	6	1.5	3	0	0	4	0	1	15	3.8



CAREER

- Two-time Second Team All-PL (2017, 2018)
- 2016 Patriot League Rookie of the Year
- 18th in program history with 1,145 points
- 9th in program history with 763 rebounds
- 6th in program history in blocks (106)
- 7th in program history in 3-pointers (104)
- 7-time Patriot League Player of the Week
- 28 double-doubles
- Three-time PL Academic Honor Roll
- 105 games played, including 92 starts

2018-19 (SENIOR)

- Started first seven games
- Preseason All-Patriot League
- Team captain
- Career-high 30 points in addition to six rebounds in a 91-78 win at Brown
- Three double-doubles, all in Bucknell wins (Monmouth, Quinnipiac, UMass)

2017-18 (JUNIOR)

- Started all 32 games, averaging 12.7 points, 9.0 rebounds, 1.2 assists, and 1.1 blocks
- Reached 1,000-point milestone while scoring a career-high 25 points in a win at Army
- 5th most rebounds (287) in program history
- Double-digit scoring in 23 games
- Shot 46 percent (142-309) from the field and 75 percent (95-127) from the line

2016-17 (SOPHOMORE)

- Started all 33 games
- finished second in PL in rebounding (8.8), fourth in blocks (1.5), 12th in scoring (12.2)

2015-16 (FRESHMAN)

- Patriot League Rookie of the Year
- One-time PL Player of the Week and five-time PL Rookie of the Week
- Played in all 33 games, including starts in 20, averaging 7.2 points and 3.8 rebounds
- Stepped up in conference play, averaging 10.9 points and 5.6 rebounds
- Had a breakout game in a 51-41 win at Navy, scoring 17 of her season-high 21 points in the first half

HIGH SCHOOL

- All-State in Pennsylvania.
- Finished with 1,360 points and 1,020 rebounds

#50 KAITLYN SLAGUS

SENIOR // 6-2 // F // BELLE VERNON, PA. // BELLE VERNON

2018-19 GAME-BY-GAME STATISTICS

Opponent	Min.	FG-A	Pct.	3FG-A	Pct.	FT-A	Pct.	Reb	A	TO	B	S	PTS
at Monmouth	26	4-7	.571	2-4	.500	1-2	.500	10	2	1	1	3	11
QUINNIPIAC	33	4-10	.400	3-6	.500	4-4	1.000	14	0	1	1	0	15
at Drexel	30	2-6	.333	1-2	.500	2-2	.500	8	0	2	1	1	7
at Syracuse	27	4-5	.800	1-2	.500	0-0	---	7	0	3	1	2	9
vs. UMass	30	8-11	.727	2-4	.500	0-0	---	10	4	0	3	0	18
vs. Fairfield	23	3-9	.333	0-2	.000	3-4	.750	5	2	1	0	1	9
at Brown	30	8-13	.615	2-7	.286	12-14	.857	6	2	5	0	0	30

at St. Bonaventure

IONA

RIDER

YOUNGSTOWN ST.

at Iowa State

AMERICAN

BOSTON U.

at Army

at Lafayette

LEHIGH

at Colgate

at Loyola (Md.)

HOLY CROSS

at Navy

at Boston U.

LAFAYETTE

at Lehigh

COLGATE

LOYOLA (Md.)

at Holy Cross

NAVY

at American

ARMY

2018-19 SEASON HIGHS

Points	30 (at Brown, 11/25/18)
Rebounds	14 (vs. Quinnipiac, 11/11/18)
FG Made	8 (2x, last at Brown, 11/25/18)
FG Attempted	13 (at Brown, 11/25/18)
3FG Made	3 (vs. Quinnipiac, 11/11/18)
3FG Attempted	7 (at Brown, 11/25/18)
FT Made	12 (at Brown, 11/25/18)
FT Attempted	14 (at Brown, 11/25/18)
Assists	4 (vs. UMass, 11/23/18)
Blocks	3 (vs. UMass, 11/23/18)
Steals	3 (at Monmouth, 11/6/18)
Minutes	30 (3x, last at Brown, 11/25/18)

CAREER HIGHS

Points	30 (at Brown, 11/25/18)
Rebounds	17 (vs. American, 2/24/18)
FG Made	9 (vs. Army, 1/2/16)
FG Attempted	20 (vs. Army, 1/2/16)
3FG Made	4 (2x, last at YSU, 11/11/17)
3FG Attempted	7 (3x, last at Brown, 11/25/18)
FT Made	12 (at Brown, 11/25/18)
FT Attempted	14 (at Brown, 11/25/18)
Assists	8 (vs. Manhattan, 12/20/16)
Blocks	5 (2x, last vs Manhat., 12/20/16)
Steals	4 (vs. Manhattan, 12/20/16)
Minutes	41 (vs. American, 1/5/17)

YEAR-BY-YEAR STATISTICS

Year	GP	GS	Min	Avg	FG	FGA	Pct	3FG	3FGA	Pct	FT	FTA	Pct	Reb	Avg	PF	FO	Ast	TO	Blk	Stl	Pts	Avg
2015-16	33	20	565	17.1	85	201	.423	21	73	.288	47	60	.783	126	3.8	59	0	19	31	17	18	238	7.2
2016-17	33	33	938	28.4	141	287	.491	46	129	.357	75	87	.862	290	8.8	69	2	66	71	48	27	403	12.2
2017-18	32	32	927	29.0	142	309	.460	26	107	.243	95	127	.748	287	9.0	69	1	37	81	34	25	405	12.7
2018-19	7	7	200	28.6	33	61	.541	11	27	.407	22	26	.846	60	8.6	14	0	10	13	7	7	99	14.1
TOTAL	105	92	2630	25.0	401	858	.467	104	336	.310	239	300	.797	763	7.3	211	3	132	196	106	77	1145	10.9



#20 KATE WALKER

SENIOR // 6-0 // G // RED OAK, IOWA // RED OAK COMMUNITY

2018-19 GAME-BY-GAME STATISTICS

Opponent	Min.	FG-A	Pct.	3FG-A	Pct.	FT-A	Pct.	Reb	A	TO	B	S	PTS
at Monmouth	26	4-12	.333	1-3	.333	3-4	.750	6	2	4	0	5	12
QUINNIPIAC	36	4-8	.500	1-2	.500	4-4	1.000	2	3	3	0	2	13
at Drexel	37	3-8	.375	0-3	.000	2-2	1.000	3	3	3	0	0	8
at Syracuse	29	1-4	.250	1-1	1.000	0-0	---	0	2	5	0	1	3
vs. UMass	24	2-5	.400	0-3	.000	0-0	---	5	2	3	0	1	4
vs. Fairfield	27	4-7	.571	1-2	.500	0-0	---	3	6	0	0	0	9
at Brown	24	3-5	.600	0-1	.000	3-4	.750	3	2	1	0	0	9

at St. Bonaventure	
IONA	
RIDER	
YOUNGSTOWN ST.	
at Iowa State	
AMERICAN	
BOSTON U.	
at Army	
at Lafayette	
LEHIGH	
at Colgate	
at Loyola (Md.)	
HOLY CROSS	
at Navy	
at Boston U.	
LAFAYETTE	
at Lehigh	
COLGATE	
LOYOLA (Md.)	
at Holy Cross	
NAVY	
at American	
ARMY	

CAREER

- First Team All-Patriot League (2018)
- Patriot League All-Tournament Team (2018)
- Ninth in school history with 100 3-pointers
- Three-time member of the Patriot League Academic Honor Roll.
- 96 games played, including 50 starts

2018-19 (SENIOR)

- Started first seven games
- Preseason All-Patriot League
- Team captain
- Scored 12 points and had career-high five steals in a season-opening 70-32 win at Monmouth
- 13 points and three assists in a 75-58 win over Quinnipiac
- Matched career high with six assists and had no turnovers in a 77-54 win over Fairfield

2017-18 (JUNIOR)

- Started all 32 games and led the team in scoring at 12.8 ppg
- Averaged 4.3 rebounds, 2.1 assists, and 1.2 steals
- Shot 83 percent (113-137) from the line and 33 percent (39-119) from beyond the arc
- Finished second in the conference in free throw percentage
- Averaged 14.2 points, 4.3 rebounds and 2.1 assists in 18 league games
- Scored in double-digits in 19 games

2016-17 (SOPHOMORE)

- Played in 31 of 33 games, including seven starts, missing two with illness.
- Averaged 9.0 points, 3.9 rebounds, and 1.6 assists
- Shot 45 percent (49-108) from beyond the arc and led the team with 49 3-pointers

2015-16 (FRESHMAN)

- Appeared in 26 games, including four starts, averaging 2.6 points and 1.3 rebounds.

HIGH SCHOOL

- Three-time All-State in Iowa.
- *Omaha World-Herald* Western Iowa Female Athlete of the Year.
- State qualifier in five sports (basketball, tennis, volleyball, cross country, track and field).

2018-19 SEASON HIGHS

Points	13 (vs. Quinnipiac, 11/11/18)
Rebounds	6 (at Monmouth, 11/6/18)
FG Made	4 (3x, last vs. Fairfield, 11/24/18)
FG Attempted	12 (at Monmouth, 11/6/18)
3FG Made	1 (4x, last vs. Fairfield, 11/24/18)
3FG Attempted	3 (2x, last at Drexel, 11/15/18)
FT Made	4 (vs. Quinnipiac, 11/11/18)
FT Attempted	4 (3x, last at Brown, 11/25/18)
Assists	6 (vs. Fairfield, 11/24/18)
Blocks	--
Steals	5 (at Monmouth, 11/6/18)
Minutes	36 (vs. Quinnipiac, 11/11/18)

CAREER HIGHS

Points	25 (2x, last vs. Navy, 3/8/18)
Rebounds	9 (4x, last vs. Navy, 3/8/18)
FG Made	8 (3x, last vs. Navy, 3/8/18)
FG Attempted	18 (at Boston U., 1/21/17)
3FG Made	5 (2x, last at Lafayette, 2/3/18)
3FG Attempted	10 (at Boston U., 1/21/17)
FT Made	9 (2x, last vs. Boston U., 1/27/18)
FT Attempted	12 (vs. Boston U., 1/27/18)
Assists	6 (2x, last vs. Fairfield, 11/24/18)
Blocks	2 (2x, last vs. Navy, 1/24/18)
Steals	5 (at Monmouth, 11/6/18)
Minutes	39 (at American, 12/29/17)

YEAR-BY-YEAR STATISTICS

Year	GP	GS	Min	Avg	FG	FGA	Pct	3FG	3FGA	Pct	FT	FTA	Pct	Reb	Avg	PF	FO	Ast	TO	Blk	Stl	Pts	Avg
2015-16	26	4	310	11.9	20	63	.317	8	35	.229	20	29	.690	34	1.3	23	0	16	14	1	9	68	2.6
2016-17	31	7	830	26.8	98	209	.469	49	108	.454	33	39	.846	121	3.9	65	0	50	45	4	28	278	9.0
2017-18	32	32	994	31.1	129	314	.411	39	119	.328	113	137	.825	137	4.3	64	0	68	106	8	39	410	12.8
2018-19	7	7	195	27.9	21	49	.429	4	15	.267	12	14	.857	22	3.1	18	1	20	19	0	9	58	8.3
TOTAL	96	50	2329	24.3	268	635	.422	100	277	.361	178	219	.813	314	3.3	170	1	154	184	13	85	814	8.5



#12 MARLY WALLS

FRESHMAN // 5-8 // G // BARDSTOWN, KY. // NELSON COUNTY

2018-19 GAME-BY-GAME STATISTICS

Opponent	Min.	FG-A	Pct.	3FG-A	Pct.	FT-A	Pct.	Reb	A	TO	B	S	PTS
at Monmouth	10	2-3	.667	0-1	.000	0-0	---	2	1	4	0	0	4
QUINNIPIAC	16	2-5	.400	0-0	---	6-6	1.000	5	1	3	0	1	10
at Drexel	10	0-3	.000	0-1	.000	0-0	---	1	0	1	0	0	0
at Syracuse	4	1-2	.500	0-1	.000	0-0	---	0	0	0	0	0	2
vs. UMass	14	1-4	.250	1-2	.500	0-0	---	0	2	2	0	0	3
vs. Fairfield	15	2-3	.667	0-0	---	2-4	.500	2	0	0	0	0	6
at Brown	12	0-1	.000	0-0	---	2-2	1.000	3	1	1	0	0	2
at St. Bonaventure													
IONA													
RIDER													
YOUNGSTOWN ST.													
at Iowa State													
AMERICAN													
BOSTON U.													
at Army													
at Lafayette													
LEHIGH													
at Colgate													
at Loyola (Md.)													
HOLY CROSS													
at Navy													
at Boston U.													
LAFAYETTE													
at Lehigh													
COLGATE													
LOYOLA (Md.)													
at Holy Cross													
NAVY													
at American													
ARMY													

2018-19 (FRESHMAN)

- Played all seven games
- Scored 10 points while shooting 6-6 from the line and had five rebounds in a 75-58 win over Quinnipiac
- Made collegiate debut and finished with four points and two rebounds in a season-opening 70-32 win at Monmouth
- Scored six points and had two rebounds in a 77-54 win over Fairfield

HIGH SCHOOL

- All-State in Kentucky
- Scored over 2,000 career points
- Kentucky Athlete of the Year in track, making state finals in hurdles, high jump, and triple jump

2018-19 SEASON HIGHS

Points	10 (vs. Quinnipiac, 11/11/18)
Rebounds	5 (vs. Quinnipiac, 11/11/18)
FG Made	2 (3x, last vs. Fairfield, 11/24/18)
FG Attempted	5 (vs. Quinnipiac, 11/11/18)
3FG Made	---
3FG Attempted	1 (3x, last at Syracuse, 11/11/18)
FT Made	6 (vs. Quinnipiac, 11/11/18)
FT Attempted	6 (vs. Quinnipiac, 11/11/18)
Assists	2 (vs. UMass, 11/23/18)
Blocks	--
Steals	1 (vs. Quinnipiac, 11/11/18)
Minutes	16 (vs. Quinnipiac, 11/11/18)

CAREER HIGHS

Points	10 (vs. Quinnipiac, 11/11/18)
Rebounds	5 (vs. Quinnipiac, 11/11/18)
FG Made	2 (3x, last vs. Fairfield, 11/24/18)
FG Attempted	5 (vs. Quinnipiac, 11/11/18)
3FG Made	---
3FG Attempted	1 (3x, last at Syracuse, 11/11/18)
FT Made	6 (vs. Quinnipiac, 11/11/18)
FT Attempted	6 (vs. Quinnipiac, 11/11/18)
Assists	2 (vs. UMass, 11/23/18)
Blocks	--
Steals	1 (vs. Quinnipiac, 11/11/18)
Minutes	16 (vs. Quinnipiac, 11/11/18)

YEAR-BY-YEAR STATISTICS

Year	GP	GS	Min	Avg	FG	FGA	Pct	3FG	3FGA	Pct	FT	FTA	Pct	Reb	Avg	PF	FO	Ast	TO	Blk	Stl	Pts	Avg
2018-19	7	0	81	11.6	8	21	.381	1	5	.200	10	12	.833	13	1.9	4	0	5	11	0	1	27	3.9
TOTAL	7	0	81	11.6	8	21	.381	1	5	.200	10	12	.833	13	1.9	4	0	5	11	0	1	27	3.9

GAME 1 -- BUCKNELL 70, MONMOUTH 32



Official Basketball Box Score -- Game Totals -- Final Statistics
Bucknell vs Monmouth
11/06/18 6:00 pm at West Long Branch, N.J. (OceanFirst Bank)



Bucknell 70 • 1-0

#	Player	Total		3-Ptr		Rebounds			PF	TP	A TO Blk Stl				Min
		FG-FGA	FT-FTA	FG-FGA	FT-FTA	Off	Def	Tot			A	TO	Blk	Stl	
40	Mack, Ellie	f	4-7	1-2	0-0	0	7	7	1	9	1	1	1	1	23
50	Slagus, Kaitlyn	f	4-7	2-4	1-2	4	6	10	0	11	2	1	1	3	26
02	English, Kyi	g	3-4	0-1	0-0	0	1	1	2	6	1	2	0	0	20
20	Walker, Kate	g	4-12	1-3	3-4	3	3	6	3	12	2	4	0	5	26
25	Kapp, Abby	g	3-4	3-3	0-0	1	1	2	2	9	3	2	0	2	23
03	Brugler, Tessa	g	1-2	0-0	2-2	0	2	2	2	4	2	0	1	0	11
04	Hayes, Gia	g	2-3	1-1	0-0	0	0	0	0	5	0	1	0	0	9
11	O'Brien, Taylor	g	1-2	0-0	4-4	0	3	3	1	6	0	2	0	0	11
12	Walls, Marly	g	2-3	0-1	0-0	1	1	2	2	4	1	4	0	0	10
13	Dumiak, Rachel	g	0-1	0-1	0-0	0	0	0	0	0	1	0	0	0	6
22	Mikkelsen, Maegan	g	1-2	0-0	0-0	1	0	1	0	2	0	0	0	1	10
23	Johnson, Ally	g	0-2	0-1	0-0	1	2	3	2	0	0	2	0	1	13
24	Ceppi, Autumn	g	1-3	0-0	0-0	0	1	1	1	2	2	1	0	2	11
Team						2	3	5			1				
Totals		26-52	8-17	10-12	13	30	43	16	70	15	21	3	15	199	

1st - FG %: 6-13 46.2% 2nd: 6-12 50.0% 3rd: 9-11 81.8% 4th: 5-16 31.3% Game: 26-52 50.0% Deadball Rebounds 1
3FG %: 1-2 50.0% 4-6 66.7% 1-1 100.0% 1-5 20.0% 8-17 47.1%
FT %: 1-2 50.0% 7-8 87.5% 2-2 100.0% 0-0 0.0% 10-12 83.3%

Monmouth 32 • 0-1

#	Player	Total		3-Ptr		Rebounds			PF	TP	A TO Blk Stl				Min
		FG-FGA	FT-FTA	FG-FGA	FT-FTA	Off	Def	Tot			A	TO	Blk	Stl	
25	Lucy Thomas	f	1-6	0-0	2-5	1	2	3	2	4	0	1	0	0	22
24	Erica Balman	c	0-4	0-0	0-0	2	1	3	2	0	0	1	2	0	16
02	Alexa Wallace	g	1-5	0-0	0-0	1	1	2	0	2	0	5	0	1	23
15	Emani Clough	g	2-7	1-3	0-0	1	0	1	1	5	0	2	0	1	13
20	McKinzie Barker	g	0-4	0-1	2-2	1	2	3	1	2	2	1	0	2	25
01	Adriana Zelaya	g	1-4	0-3	0-0	0	2	2	0	2	1	0	0	0	14
03	Rosa Graham	g	3-9	0-2	0-0	0	1	1	2	6	0	4	0	5	26
04	Sierra Green	g	0-4	0-2	2-2	0	1	1	0	2	0	1	0	0	11
14	Carol Arfienigo	g	1-1	0-0	0-0	0	0	0	2	0	0	0	0	0	2
22	Alexa Middleton	g	2-8	0-0	0-0	3	1	4	1	4	2	3	0	1	22
23	Allure Simmons	g	1-4	0-0	0-0	0	0	0	1	2	0	0	0	0	7
32	Taylor Nason	g	0-1	0-0	1-2	3	0	3	2	1	0	3	0	0	18
Team						4	3	7							
Totals		12-57	1-11	7-11	16	14	30	14	32	5	21	3	10	199	

1st - FG %: 2-14 14.3% 2nd: 5-14 35.7% 3rd: 3-17 17.6% 4th: 2-12 16.7% Game: 12-57 21.1% Deadball Rebounds 3
3FG %: 0-5 0.0% 0-5 0.0% 0-2 0.0% 0-2 0.0% 1-11 9.1%
FT %: 1-2 50.0% 1-1 100.0% 4-4 100.0% 1-4 25.0% 7-11 63.6%

Officials: Technical fouls: Bucknell-None. Monmouth-None.

Attendance: 815

2018-19 Women's Basketball. Round: 0. Bucknell vs Monmouth. Played at .

Score by periods	1st	2nd	3rd	4th	Total
Bucknell	15	23	21	11	70
Monmouth	6	11	10	5	32

Last FG - BUCKNELL 4th:00:52, MONMOUTH 4th:01:57.

Largest lead - BUCKNELL by 38 4th:05:39, MONMOUTH None.

BUCKNELL led for 39:36. MONMOUTH led for 00:00. Game was tied for 00:24.

Score tied - 0 times.
Lead changed - 0 times.

GAME 3 -- DREXEL 64, BUCKNELL 42



Official Basketball Box Score -- Game Totals -- Final Statistics
Bucknell vs Drexel
11/15/18 7:00 pm at



Bucknell 42 • 2-1

#	Player	Total		3-Ptr		Rebounds			PF	TP	A TO Blk Stl				Min
		FG-FGA	FT-FTA	FG-FGA	FT-FTA	Off	Def	Tot			A	TO	Blk	Stl	
40	Mack, Ellie	f	3-9	0-4	0-0	1	5	6	4	6	5	2	1	0	26
50	Slagus, Kaitlyn	f	2-6	1-2	2-2	2	6	8	1	7	0	2	1	1	30
02	English, Kyi	g	1-3	0-0	0-0	0	0	0	5	2	0	5	0	1	22
20	Walker, Kate	g	3-8	0-3	2-2	1	2	3	4	8	3	3	0	0	27
25	Kapp, Abby	g	1-5	1-3	1-2	0	2	2	3	4	1	0	1	1	22
03	Brugler, Tessa	g	1-4	0-2	0-0	0	2	2	3	2	0	1	0	0	17
04	Hayes, Gia	g	1-2	0-0	1-2	0	0	0	1	3	2	2	0	1	10
11	O'Brien, Taylor	g	3-6	1-2	0-0	0	2	2	1	7	0	1	0	0	11
12	Walls, Marly	g	0-3	0-1	0-0	0	1	1	0	0	0	1	0	0	10
13	Dumiak, Rachel	g	0-0	0-0	0-0	0	0	0	0	0	0	0	0	0	4
22	Mikkelsen, Maegan	g	0-0	0-0	0-0	1	3	4	0	0	0	0	0	0	5
23	Johnson, Ally	g	1-2	1-1	0-0	0	0	0	2	3	0	2	0	0	15
Team						5	3	8							
Totals		16-48	4-18	6-8	10	26	36	24	42	11	19	4	4	199	

1st - FG %: 6-13 46.2% 2nd: 1-9 11.1% 3rd: 3-15 20.0% 4th: 6-11 54.5% Game: 16-48 33.3% Deadball Rebounds 1
3FG %: 2-7 28.6% 0-2 0.0% 1-6 16.7% 1-3 33.3% 4-18 22.2%
FT %: 0-0 0.0% 2-2 100.0% 2-2 100.0% 2-4 50.0%

Drexel 64 • 2-1

#	Player	Total		3-Ptr		Rebounds			PF	TP	A TO Blk Stl				Min
		FG-FGA	FT-FTA	FG-FGA	FT-FTA	Off	Def	Tot			A	TO	Blk	Stl	
23	Bailey Greenberg	f	7-13	2-3	4-5	1	4	5	0	20	1	0	0	2	34
24	Niki Metzler	f	2-6	0-0	7-8	4	4	8	1	11	3	0	1	1	26
01	Keishana Washington	g	4-8	1-2	0-0	1	1	2	3	9	1	1	0	3	24
11	Aubree Brown	g	3-6	0-2	3-6	2	5	7	1	9	2	5	0	1	29
12	Hannah Nihill	g	2-13	1-7	2-4	1	4	5	1	7	4	1	0	3	35
04	Kayla Bacon	g	0-1	0-0	0-0	1	0	1	0	0	0	0	0	1	5
10	Elaine Maesschalck	g	0-1	0-0	0-0	0	0	0	0	0	0	0	0	0	2
20	Kate Connolly	g	0-1	0-1	0-0	1	0	1	0	1	0	0	0	0	8
34	Tereza Krackikova	g	2-5	0-0	0-0	1	1	2	0	4	0	0	0	0	16
50	Ana Ferariu	g	2-7	0-2	0-0	1	1	2	1	4	3	0	0	0	22
Team						4	3	7							
Totals		22-61	4-17	16-23	17	23	40	8	64	14	7	1	11	201	

1st - FG %: 6-15 40.0% 2nd: 4-14 28.6% 3rd: 3-17 41.2% 4th: 5-15 33.3% Game: 22-61 36.1% Deadball Rebounds 3
3FG %: 1-1 100.0% 0-3 0.0% 3-9 33.3% 0-4 0.0% 4-17 23.5%
FT %: 0-0 0.0% 4-4 100.0% 9-15 60.0% 3-4 75.0% 16-23 69.6%

Officials: Technical fouls: Bucknell-Mack, Ellie. Drexel-None.

Attendance: 359

2018-19 Women's Basketball. Round: 0. Bucknell vs Drexel. Played at .

Score by periods	1st	2nd	3rd	4th	Total
Bucknell	14	4	9	15	42
Drexel	13	12	26	13	64

Last FG - BUCKNELL 4th:00:04, DREXEL 4th:01:10.

Largest lead - BUCKNELL by 5 1st:07:30, DREXEL by 30 4th:07:31.

BUCKNELL led for 13:52. DREXEL led for 24:49. Game was tied for 01:19.

Score tied - 2 times.
Lead changed - 3 times.

GAME 2 -- BUCKNELL 75, QUINNIPIAC 32



Official Basketball Box Score -- Game Totals -- Final Statistics
Quinnipiac vs Bucknell
11/11/18 4:00 pm at




Quinnipiac 58 • 1-1


#	Player	Total		3-Ptr		Rebounds			PF	TP	A TO Blk Stl				Min
		FG-FGA	FT-FTA	FG-FGA	FT-FTA	Off	Def	Tot			A	TO	Blk	Stl	
04	Paula Strautmane	f	3-10	2-4	0-0	3	2	5	5	8	3	3	1	2	30
21	Jen Fay	f	4-16	0-6	3-3	0	3	3	5	11	4	1	0	1	31
25	Aryn McClure	g	6-13	0-0	4-6	3	6	9	2	16	3	3	0	4	32
02	Taylor Herd	g	4-8	2-6	1-2	1	8	9	0	11	0	2	0	0	28
11	Edel Thornton	g	1-4	0-1	0-0	0	2	2	3	2	1	2	0	0	25
10	Jaden Ward	g	0-5	0-2	0-0	0	1	1	1	0	0	1	1	0	8
20	Paige Warfel	g	0-0	0-0	0-0	1	1	2	2	0	0	1	0	0	6
22	Mackenzie DeWees	g	1-1	1-1	1-2	0	1	1	2	4	0	0	0	0	9
23	Brittany Martin	g	1-3	0-0	0-0	0	0	0	3	2	2	0	0	0	20
24	Amani Free	g	0-0	0-0	0-0	0	0	0	1	0	0	0	0	0	2
33	Chiara Bacchini	g	2-4	0-1	0-0	0	0	0	0	4	0	0	0	0	10
Team						1	0	1							
Totals		22-64	5-21	9-13	9	24	33	24	58	13	13	2	7	201	

1st - FG %: 8-14 57.1% 2nd: 7-18 38.9% 3rd: 1-13 7.7% 4th: 6-19 31.6% Game: 22-64 34.4% Deadball Rebounds 4
3FG %: 4-6 66.7% 1-6 16.7% 0-3 0.0% 5-21 23.8%
FT %: 1-2 50.0% 1-1 100.0% 4-5 80.0% 3-5 6

GAME 5 -- BUCKNELL 77, UMASS 54




Official Basketball Box Score -- Game Totals -- Final Statistics
Massachusetts vs Bucknell
11/23/18 6:16 PM at Pizzitola Sports Center, Providence, RI




Massachusetts 58 • 3-2

#	Player	Total		3-Ptr		Rebounds			PF	TP	A TO Blk Stl				Min
		FG-FGA	FG-FGA	FT-FTA	Off Def Tot	PF	TP	A TO Blk Stl							
14	SOYSAL, Anil	f	3-6	0-0	0-2	3	3	6	0	6	0	1	0	0	25
24	LEIDEL, Hailey	f	2-9	0-3	0-1	1	6	7	3	4	1	3	0	1	34
11	HAMPTON-BEY, Bre	g	5-11	0-0	3-4	1	0	1	2	13	2	3	1	0	25
22	GEORGE, Jessica	g	2-6	2-2	0-0	2	4	4	1	8	1	0	0	0	30
35	McCOY, ASIA	g	1-4	0-0	0-0	2	2	4	1	2	0	1	0	0	21
02	RIVERA, Genesis		1-1	1-1	0-0	0	5	5	1	3	0	3	0	0	13
05	PHILOXY, Destiney		5-9	0-1	1-1	0	1	1	1	11	2	3	0	1	22
13	McCORMICK, Paige		1-3	1-2	2-2	0	2	2	0	5	0	1	0	1	13
21	NELSON, Jessica		1-5	0-0	0-0	1	0	1	3	2	0	0	0	1	12
23	PERRY, Vashnie		2-5	0-0	0-0	1	0	1	1	4	0	1	0	0	5
Team						3	1	4							
Totals			23-59	4-9	8-12	12	24	36	13	58	6	16	1	4	200
1st - FG %:		5-17	29.4%	2nd: 8-15	53.3%	3rd: 3-10	30.0%	4th: 7-17	41.2%	Game: 23-59	39.0%	Deadball			
3FG %:		1-2	50.0%	2-4	50.0%	0-1	0.0%	1-2	50.0%	4-9	44.4%	Rebounds			
FT %:		0-0	0.0%	4-4	100.0%	3-4	75.0%	1-4	25.0%	8-12	66.7%	1			



Official Basketball Box Score -- Game Totals -- Final Statistics
Bucknell 77 • 3-2



Bucknell 77 • 3-2


#	Player	Total		3-Ptr		Rebounds			PF	TP	A TO Blk Stl				Min
		FG-FGA	FG-FGA	FT-FTA	Off Def Tot	PF	TP	A TO Blk Stl							
40	Mack, Ellie	f	2-4	0-0	0-0	3	5	8	2	4	4	2	2	1	24
50	Slagius, Kaitlyn	f	8-11	2-4	0-0	2	8	10	1	18	4	0	3	0	30
02	English, Kyi	g	5-8	3-4	1-2	1	2	3	1	14	7	0	0	3	27
20	Walker, Kate	g	2-5	0-3	0-0	0	5	5	2	4	2	3	0	1	24
25	Kapp, Abby	g	7-17	5-12	0-0	0	2	2	2	19	2	2	2	1	27
03	Brugler, Tessa		2-3	0-0	0-0	0	0	0	1	4	0	0	0	1	9
04	Hayes, Gia		0-2	0-0	0-0	0	0	0	1	0	0	0	0	0	5
12	Walls, Marly		1-4	1-2	0-0	0	0	0	0	3	2	2	0	0	14
13	Dumiak, Rachel		0-0	0-0	0-0	0	0	0	0	0	0	0	0	0	4
22	Mikkelsen, Maegan		0-0	0-0	0-0	0	0	0	2	0	0	1	0	0	4
23	Johnson, Ally		3-5	3-5	0-0	0	1	1	2	9	1	0	0	1	19
24	Ceppi, Autumn		1-3	0-0	0-2	1	3	4	1	2	2	1	1	1	13
Team						1	1	2							
Totals			31-62	14-30	1-4	8	27	35	15	77	24	11	8	9	200
1st - FG %:		11-15	73.3%	2nd: 7-15	46.7%	3rd: 5-17	29.4%	4th: 8-15	53.3%	Game: 31-62	50.0%	Deadball			
3FG %:		6-8	75.0%	3-7	42.9%	1-8	12.5%	4-7	57.1%	14-30	46.7%	Rebounds			
FT %:		0-0	0.0%	1-2	50.0%	0-2	0.0%	0-0	0.0%	1-4	25.0%	2			

Officials: Mark McClenney, Brandon Enterline, Kristi Mosley
Technical fouls: Massachusetts-None. Bucknell-None.
Attendance: 436
Brown University Turkey Tip-Off Presented by Elite Physical Therapy Game 2


Score by periods	1st	2nd	3rd	4th	Total			In	Off	2nd	Fast		
Massachusetts	11	22	9	16	58	Points	Paint	UMASS	T/O	Chance	Break	Bench	
Bucknell	28	18	11	20	77	BUCKNE	26	19	9	6	18	25	18

Last FG - UMASS 4th-00:52, BUCKNELL 4th-02:23.
Largest lead - UMASS None. BUCKNELL by 26 4th-02:23.
UMASS led for 00:00. BUCKNELL led for 39:16. Game was tied for 00:44.

GAME 6 -- BUCKNELL 77, FAIRFIELD 54




Official Basketball Box Score -- Game Totals -- Final Statistics
Bucknell vs Fairfield
11/24/18 4:13 PM at Pizzitola Sports Center, Providence, RI




Bucknell 77 • 4-2

#	Player	Total		3-Ptr		Rebounds			PF	TP	A TO Blk Stl				Min
		FG-FGA	FG-FGA	FT-FTA	Off Def Tot	PF	TP	A TO Blk Stl							
40	Mack, Ellie	f	7-9	2-2	3-4	1	6	7	0	19	4	0	0	3	22
50	Slagius, Kaitlyn	f	3-9	0-2	3-4	3	2	5	4	9	2	1	0	1	23
02	English, Kyi	g	2-2	0-0	3-4	0	0	0	0	7	0	1	0	1	24
20	Walker, Kate	g	4-7	1-2	0-0	0	3	3	2	9	6	0	0	0	27
25	Kapp, Abby	g	5-9	2-4	0-0	0	2	2	2	12	1	1	1	1	24
03	Brugler, Tessa		1-2	0-0	0-0	0	1	1	3	2	0	2	1	0	7
04	Hayes, Gia		0-0	0-0	2-2	0	0	0	1	2	0	1	0	0	4
12	Walls, Marly		2-3	0-0	2-4	0	2	2	1	6	0	0	0	0	15
13	Dumiak, Rachel		0-0	0-0	0-0	0	0	0	0	0	0	0	0	0	7
22	Mikkelsen, Maegan		0-2	0-0	0-0	2	0	2	2	0	0	1	0	0	9
23	Johnson, Ally		3-5	1-3	0-0	0	0	0	1	7	0	1	0	1	21
24	Ceppi, Autumn		2-5	0-0	0-2	2	1	3	3	4	1	2	1	2	17
Team						2	4	6							
Totals			29-53	6-13	13-20	10	21	31	19	77	14	10	3	9	200
1st - FG %:		9-16	56.3%	2nd: 7-10	70.0%	3rd: 7-17	41.2%	4th: 6-10	60.0%	Game: 29-53	54.7%	Deadball			
3FG %:		3-6	50.0%	2-4	50.0%	1-2	50.0%	0-1	0.0%	6-13	46.2%	Rebounds			
FT %:		3-4	75.0%	1-3	33.3%	5-6	83.3%	4-7	57.1%	13-20	65.0%	3			



Official Basketball Box Score -- Game Totals -- Final Statistics
Fairfield 54 • 2-3



Fairfield 54 • 2-3


#	Player	Total		3-Ptr		Rebounds			PF	TP	A TO Blk Stl				Min
		FG-FGA	FG-FGA	FT-FTA	Off Def Tot	PF	TP	A TO Blk Stl							
13	Diouf, Khadiatou	f	7-10	0-0	2-3	4	2	6	1	16	1	3	0	0	25
15	Armstrong, Katie	f	5-16	2-6	4-6	1	0	1	2	16	0	1	0	1	30
14	Foley, Casey	g	1-4	1-3	0-0	1	3	4	3	3	2	3	0	1	27
20	Landy, Kendra	g	2-3	0-0	2-2	0	1	1	1	6	6	2	0	1	34
30	Lewis, Sam	g	0-6	0-3	0-0	1	4	5	1	0	0	1	0	0	22
02	Kramer, Sam		3-6	1-2	0-0	1	1	2	3	7	1	4	0	1	23
12	Nibbelink, Eden		0-0	0-0	0-0	0	0	0	1	0	0	1	0	0	3
22	Hakes, Rachel		1-3	0-2	0-0	0	3	3	1	2	0	1	0	0	11
40	Bauer, Molly		0-0	0-0	1-2	0	0	0	0	1	0	0	1	0	4
41	Hernangomez, Andrea		1-3	0-0	1-2	1	3	4	0	3	0	1	1	0	21
Team						4	1	5							
Totals			20-51	4-16	10-15	13	18	31	13	54	10	18	2	4	200
1st - FG %:		7-16	43.8%	2nd: 6-12	50.0%	3rd: 5-12	41.7%	4th: 2-11	18.2%	Game: 20-51	39.2%	Deadball			
3FG %:		1-4	25.0%	1-3	33.3%	2-7	28.6%	0-2	0.0%	4-16	25.0%	Rebounds			
FT %:		0-0	0.0%	2-4	50.0%	2-3	66.7%	6-8	75.0%	10-15	66.7%	2			

Officials: Kevin Ruland, Scott Berkins, Hillary Harwell
Technical fouls: Bucknell-None. Fairfield-None.
Attendance: 344
Brown University Turkey Tip-Off Presented by Elite Physical Therapy Game 4


Score by periods	1st	2nd	3rd	4th	Total			In	Off	2nd	Fast		
Bucknell	24	17	20	16	77	Points	Paint	BUCKNE	T/O	Chance	Break	Bench	
Fairfield	15	15	14	10	54	FFD	20	10	6	0	13	21	13

Last FG - BUCKNELL 4th-02:27, FFD 4th-00:50.
Largest lead - BUCKNELL by 27 4th-02:27, FFD by 2 1st-09:29.
BUCKNELL led for 36:35, FFD led for 01:28. Game was tied for 01:57.

GAME 7 -- BUCKNELL 91, BROWN 78



Official Basketball Box Score -- Game Totals -- Final Statistics
Bucknell vs Brown
11/25/18 1:05 PM at Pizzitola Sports Center, Providence, RI



Bucknell 91 • 5-2

#	Player	Total		3-Ptr		Rebounds			PF	TP	A TO Blk Stl				Min
		FG-FGA	FG-FGA	FT-FTA	Off Def Tot	PF	TP								
40	Mack, Ellie	f	6-14	0-4	0-0	3	6	9	4	12	4	5	2	1	25
50	Slagius, Kaitlyn	f	8-13	2-7	12-14	2	4	6	3	30	2	5	0	0	30
02	English, Kyi	g	2-5	1-2	0-0	3	3	6	1	5	4	2	0	0	25
20	Walker, Kate	g	3-5	0-1	3-4	1	2	3	5	9	2	1	0	0	25
25	Kapp, Abby	g	6-11	5-8	0-0	0	5	5	0	17	1	2	0	3	36
03	Brugler, Tessa		0-0	0-0	0-0	0	0	0	1	0	1	0	0	0	7
12	Walls, Marly		0-1	0-0	2-2	0	3	3	0	2	1	1	0	0	12
13	Dumiak, Rachel		0-0	0-0	0-0	0	0	0	0	0	0	0	0	0	1
22	Mikkelsen, Maegan		0-0	0-0	2-2	0	0	0	0	2	0	0	0	0	1
23	Johnson, Ally		1-4	1-2	4-4	0	1	1	2	7	3	0	0	1	19
24	Ceppi, Autumn		3-4	0-0	1-3	2	2	4	2	7	1	4	0	1	19
	Team					2	1	3							
Totals			29-57	9-24	24-29	13	27	40	18	91	19	20	2	6	200
1st - FG %: 9-16		56.3%	2nd: 4-14	28.6%	3rd: 8-14	57.1%	4th: 13-13	61.5%	Game: 29-57			50.9%	Deadball		
3pt %: 3-8		37.5%	3-8	37.5%	2-5	40.0%	1-3	33.3%	9-24			37.5%	Rebounds		
FT %: 6-9		66.7%	5-6	83.3%	0-0	0.0%	13-14	92.9%	24-29			82.8%	1		



2018-19 Bucknell Women's Basketball
Bucknell Combined Team Statistics (as of Nov 26, 2018)
All games

RECORD:	OVERALL	HOME	AWAY	NEUTRAL
ALL GAMES	5-2	1-0	2-2	2-0
CONFERENCE	0-0	0-0	0-0	0-0
NON-CONFERENCE	5-2	1-0	2-2	2-0

##	Player	gp-gs	min	avg	Total		3-Point		F-Throw		Rebounds				pf	dq	a	to	blk	stl	pts	avg
					fg-fga	fg%	3fg-fga	3fg%	ft-fa	ft%	off	def	tot	avg								
50	Slagus, Kaitlyn	7-7	200	28.6	33-61	.541	11-27	.407	22-26	.846	18	42	60	8.6	14	0	10	13	7	7	99	14.1
25	Kapp, Abby	7-7	184	26.3	29-63	.460	21-44	.477	1-2	.500	1	18	19	2.7	19	2	10	15	5	12	80	11.4
40	Mack, Ellie	7-7	176	25.1	29-58	.500	6-17	.353	8-10	.800	13	37	50	7.1	17	0	21	16	11	6	72	10.3
20	Walker, Kate	7-7	195	27.9	21-49	.429	4-15	.267	12-14	.857	5	17	22	3.1	18	1	20	19	0	9	58	8.3
02	English, Kyi	7-7	179	25.6	20-43	.465	5-12	.417	11-16	.688	5	11	16	2.3	14	1	24	19	0	14	56	8.0
23	Johnson, Ally	7-0	113	16.1	12-24	.500	9-17	.529	4-4	1.000	1	7	8	1.1	9	0	5	8	0	4	37	5.3
12	Walls, Marly	7-0	81	11.6	8-21	.381	1-5	.200	10-12	.833	2	11	13	1.9	4	0	5	11	0	1	27	3.9
11	O'Brien, Taylor	4-0	35	8.8	4-11	.364	1-4	.250	6-6	1.000	0	6	6	1.5	3	0	0	4	0	1	15	3.8
24	Cepi, Autumn	6-0	96	16.0	8-20	.400	0-3	.000	1-7	.143	6	10	16	2.7	13	0	8	10	4	7	17	2.8
04	Hayes, Gia	5-0	29	5.8	3-7	.429	1-1	1.000	3-4	.750	0	0	0	0.0	3	0	2	4	0	1	10	2.0
03	Brugler, Tessa	7-0	60	8.6	5-11	.455	0-2	.000	3-4	.750	0	5	5	0.7	11	0	3	4	2	1	13	1.9
22	Mikkelsen, Maegan	6-0	29	4.8	1-4	.250	0-0	.000	2-2	1.000	4	3	7	1.2	4	0	0	2	0	1	4	0.7
13	Dumiak, Rachel	6-0	22	3.7	0-1	.000	0-1	.000	0-0	.000	0	0	0	0.0	0	0	1	0	0	0	0	0.0
Team											16	17	33				3					
Total.....		7	1399		173-373	.464	59-148	.399	83-107	.776	71	184	255	36.4	129	4	109	128	29	64	488	69.7
Opponents.....		7	1401		155-410	.378	32-115	.278	72-104	.692	86	143	229	32.7	109	-	76	112	15	64	414	59.1

TEAM STATISTICS	BUCKNELL	OPP	Date	Opponent	Score	Att.
SCORING	488	414	11/06/18	at Monmouth	w 70-32	815
Points per game	69.7	59.1	11/11/18	QUINNIPIAC	w 75-58	1215
Scoring margin	+10.6	-	11/15/18	at Drexel	L 42-64	359
FIELD GOALS-ATT	173-373	155-410	11/18/18	at Syracuse	L 56-70	1409
Field goal pct	.464	.378	11/23/18	vs Massachusetts	w 77-58	436
3 POINT FG-ATT	59-148	32-115	11/24/18	vs Fairfield	w 77-54	344
3-point FG pct	.399	.278	^ 11/25/18	at Brown	w 91-78	927
3-pt FG made per game	8.4	4.6	* - Conference game			
FREE THROWS-ATT	83-107	72-104				
Free throw pct	.776	.692				
F-Throws made per game	11.9	10.3				
REBOUNDS	255	229				
Rebounds per game	36.4	32.7				
Rebounding margin	+3.7	-				
ASSISTS	109	76				
Assists per game	15.6	10.9				
TURNOVERS	128	112				
Turnovers per game	18.3	16.0				
Turnover margin	-2.3	-				
Assist/turnover ratio	0.9	0.7				
STEALS	64	64				
Steals per game	9.1	9.1				
BLOCKS	29	15				
Blocks per game	4.1	2.1				
ATTENDANCE	1215	3363				
Home games-Avg/Game	1-1215	4-646				
Neutral site-Avg/Game	-	2-390				

Score by Periods	1st	2nd	3rd	4th	Totals
Bucknell	142	110	124	112	488
Opponents	105	119	96	94	414