

# IOWA STATE CYCLONES

## 2018-19 WOMEN'S HOOPS NOTES



**IOWA STATE (9-2, 0-0 BIG 12)  
VS. BUCKNELL (9-2, 0-0 PATRIOT LEAGUE)**

**SAT., DEC. 29 | 1 P.M. CST**

**AMES, IOWA | HILTON COLISEUM (14,384)**



**Radio:** Cyclone Radio Network/Learfield

**Talent:** Rich Fellingham, Molly Parrott

**TV:** Cyclones.tv

**Live Stats:** Available at [cyclones.com](http://cyclones.com)

**Twitter:** @CycloneWBB

### 2018-19 SCHEDULE/RESULTS

9-2, 0-0 Big 12 (home: 8-0, away: 0-2, neutral: 1-0)

#### NOVEMBER

1	Southwest Baptist (Exh.) (Ctv)	W 90-51
4	Winona State (Exh.) (Ctv)	W, 73-39
9	Niagara+ (Ctv)	W, 95-35
11	Northern Illinois+ (Ctv)	W, 70-60
13	Auburn+ (Ctv)	W, 67-64
18	#24 Miami (CBS Sports Net)	W, 75-52
21	vs. Eastern Michigan	W, 85-59
28	at South Dakota	L, 59-64

#### DECEMBER

2	Arkansas& (Ctv)	W, 91-82
5	at #16 Iowa%	L, 70-73
9	North Dakota (Ctv)	W, 87-35
16	Drake (Ctv)	W, 86-81
19	Prairie View A&M (Ctv)	W, 94-46
29	Bucknell (Ctv)	1 p.m.

#### JANUARY

2	*Kansas State (Ctv)	6:30 p.m.
5	*at Kansas (FSN)	1 p.m.
9	*TCU (Ctv)	6:30 p.m.
12	*Texas (Ctv)	4 p.m.
16	*at West Virginia	6 p.m.
19	*Oklahoma (Ctv)	12 p.m.
23	*at Baylor (FSSW)	7 p.m.
26	*at Oklahoma State (Ctv)	5 p.m.
29	*Texas Tech (Ctv)	6:30 p.m.

#### FEBRUARY

2	*at Kansas State (ESPN3)	1 p.m.
9	*West Virginia (Ctv)	6 p.m.
13	*at TCU	6:30 p.m.
16	*Oklahoma State (Ctv)	1 p.m.
20	*at Oklahoma (FS OK+)	10:30 a.m.
23	*Baylor (FSN)	3 p.m.
26	*at Texas Tech (FSSW)	6 p.m.

#### MARCH

2	*Texas (LHN)	7 p.m.
4	*Kansas (Ctv)	6:30 p.m.
8-11	Big 12 Championship	TBD
Home games in bold		
*Big 12 Conference game		
+Preseason WNIT Game		
%Iowa Corn Cy-Hawk Series		
&Big 12/SEC Challenge		
#Phillips 66 Big 12 Championship, Oklahoma City, Okla.		
\$ NCAA Championship First & Second Round		

### IOWA STATE QUICK FACTS

Location	Ames, Iowa
Enrollment	34,992
Nickname/Mascot	Cyclones/Cy
Colors	Cardinal & Gold
Arena	Hilton Coliseum (14,384)
President	Dr. Wendy Wintersteen
Director of Athletics	Jamie Pollard
Website	<a href="http://cyclones.com">cyclones.com</a>
Facebook	Iowa State Women's Basketball
Twitter	@CycloneWBB
Instagram	@CycloneWBB

### @CYCLONEWBB HEADLINES

- The Iowa State women's basketball team (9-2, 0-0 Big 12) is set to face Bucknell (9-2, 0-0 Patriot League) on Saturday, Dec. 29 at 1 p.m. at Hilton Coliseum. This is the first meeting between Iowa State and Bucknell.
- BRIDGET CARLETON** (1,579) is currently in 10th in school history in scoring, she is 41 points behind Alison Lacey for ninth (1,620). She also fourth in school history in career blocks with 100. She needs just three to pass Brittany Wilkins for third in school history (102). She also ranks third all-time in career scoring average, at 15.8 points per game.
- In ISU's game against PVAM, Carleton became the first Cyclone to record 1,000 points, 500 rebounds, 200 assists, 100 steals and 100 blocks in her career.
- Carleton entered the 2018-19 season with several preseason honors under her belt. She was most recently named to the Naismith Trophy Watch List and Wooden Award Preseason Top 30 list. She also earned a place on the Preseason All-Big 12 team and was named to the Cheryl Miller Award watch list. Last season, Carleton was a top-10 finalist for the award.
- The Cyclones have started the season strong on the defensive end, ranking 22nd nationally in field-goal percentage defense, holding opponents to just 34.2 percent from the floor. ISU also ranks 14th nationally in defensive rebounds per game, with 30.0. In addition, ISU is averaging 5.1 blocked shots per game, which ranks 30th nationally.
- Iowa State has three Cyclones averaging double figures, with Carleton leading the way with 17.9 points, followed by **KRISTIN SCOTT** (11.1) and **ASHLEY JOENS** (11.7).
- Iowa State has had eight different players reach double figures this season, with six Cyclones notching multiple double figure games.
- Iowa State ranks No. 8 in the latest RPI projections and is 10th in strength of schedule. Iowa State has wins over two SEC teams (Auburn & Arkansas) and the ACC's Miami so far this season. The Cyclones rank first in the Big 12 in RPI.
- The 2018-19 season marks the 24th in the tenure of Bill Fennelly. Fennelly has led Iowa State to 17 NCAA Tournament appearances. Fennelly boasts a 488-253 record at Iowa State and a 654-306 record in his 29-year career as a head coach. His 654 career wins lists him in the top-15 in the NCAA among active coaches in Division I and in the top-50 winningest coaches all-time.

For more notes and information, follow us on twitter: @CycloneWBB, @ISUCoachFen

### 2018-19 IOWA STATE CYCLONES

#### Possible Starters

No-Name	Pos.	Ht.	Yr.	Hometown	Pts.	Reb.	Asst.
1-Madison Wise	F	6-1	So.	Greenfield, Ind.	9.5	3.9	1.4
Named to the Preseason WNIT All-Tournament Team							
21-Bridget Carleton	G	6-1	Sr.	Chatham, Ontario, Canada	17.9	8.7	4.2
Named to Wooden Award, Naismith Trophy & Cheryl Miller Award Watch List.							
24-Ashley Joens	G	6-0	Fr.	Iowa City, Iowa	11.7	4.4	0.6#
Captain of Team USA's U18 gold medal team this summer.							
32-Meredith Burkhall	F	6-3	Sr.	Urbandale, Iowa	5.5	3.5	0.8
Scored in double figures four times last season.							
33-Alexa Middleton	G	5-9	RSr.	Murfreesboro, Tenn.	8.6	2.9	3.7
Redshirt senior transfer from Tennessee.							
<b>Off the Bench</b>							
4-Rae Johnson	G	5-7	So.	Albertville, Minn.	2.2	2.8	2.7
10-Nia Washington	G	5-7	Jr.	Stafford, Va.	0.9	1.3	1.6
11-Jade Thurmon	G	5-8	Jr.	Lancaster, Texas	3.2	1.0	0.5#
13-Adriana Camber	F	5-10	Jr.	Lund, Sweden	4.9	1.9	0.5#
14-Lauren Mills	F/C	6-2	RFr.	Hobart, Tasmania, Australia	1.0	N/A	N/A
15-Inés Nezerwa	F	6-3	Sr.	Bujumbura, Burundi	6.2	3.3	0.7
25-Kristin Scott	C	6-3	So.	Kasson, Minn.	11.1	6.7	1.3*
*-blocks; #-steals							

HC: Bill Fennelly (William Penn College, 1979) Record at ISU: 488-255/23 Overall: 654-308/28  
 Assoc. HC: Jodi Steyer (Colorado State, 1989) Assts.: Latoja Schaben (Toledo, 1994), Billy Fennelly (Iowa State, 2007) Dir. of BB Operations: Josh Carper (Iowa State, 2007) Strength & Conditioning - WBB: Cassandra Baier (Slippery Rock, 2007), Coord. of Video & Recruiting Operations: Eddie Praley

# BILL FENNELLY

Head Coach • 24th Season



Hometown: Davenport, Iowa  
College: William Penn, '79  
Wife: Deb  
Children: Billy and Steven  
Twitter: @ISUCoachFen

The dean of Big 12 women's basketball coaches, Bill Fennelly built Iowa State women's basketball into one of the nation's elite programs. He gained instant credibility with student-athletes, administrators and fans, establishing a solid foundation that was based on academics, athletics and character.

Fennelly is one of the nation's most respected coaches and his numbers bear witness to the success he has achieved in his career. He has accumulated over 600 career wins and averaged more than 21 wins per season over his 21 years at Iowa State. His teams have made 19 NCAA Championship appearances in his 25 seasons as a head coach and he ranks among the nation's top 25 active women's basketball college coaches in overall winning percentage.

Former ISU president Gregory Geoffroy and athletics director Jamie Pollard awarded Fennelly a lifetime contract following the 2006-07 campaign.

Fennelly invigorated the Iowa State women's basketball program from the first day he arrived on campus. He took a program that won just 237 games in its first 20 years and has guided it to 17 postseason appearances, a pair of NCAA Elite Eight berths, a pair of Big 12 Championship titles, a regular-season conference crown and 12 20-win seasons in his 19 years at the helm.

Three times the Cyclones have claimed a school-record 27 wins, including the 2009 Elite Eight squad. In just his second season on campus, Iowa State earned its first NCAA Championship berth and since that time the Cyclones have won 17 NCAA Championship games.

Iowa State shocked the women's basketball world when it knocked off top-seeded Connecticut to advance to the school's first NCAA Elite Eight in 1999. Ten years later, the 2009 Cyclones put their stamp on women's basketball history by overcoming a seven-point deficit with 1:30 left to defeat Michigan State and advance to the school's second NCAA Elite Eight. Under Fennelly, ISU has made five NCAA Sweet Sixteen appearances, including a streak of three straight from 1999 to 2001 and back-to-back berths in 2009 and 2010.

## FENNELLY YEAR-BY-YEAR

Year	School	Record	Pct.
1988-89	Toledo	25-8	.758
1989-90	Toledo	25-7	.781
1990-91*	Toledo	24-7	.774
1991-92*	Toledo	26-6	.813
1992-93	Toledo	18-10	.643
1993-94	Toledo	24-8	.750
1994-95*	Toledo	24-7	.800
1995-96	Iowa State	17-10	.630
1996-97*	Iowa State	17-12	.586
1997-98*	Iowa State	25-8	.758
1998-99*	Iowa State	25-8	.758
1999-00*	Iowa State	27-6	.818
2000-01*	Iowa State	27-6	.818
2001-02*	Iowa State	24-9	.727
2002-03	Iowa State	12-16	.429
2003-04	Iowa State	18-15	.545
2004-05*	Iowa State	23-7	.767
2005-06	Iowa State	18-13	.581
2006-07*	Iowa State	26-9	.743
2007-08*	Iowa State	21-13	.618
2008-09*	Iowa State	27-9	.750
2009-10*	Iowa State	25-8	.781
2010-11*	Iowa State	22-11	.667
2011-12*	Iowa State	18-13	.581
2012-13*	Iowa State	24-9	.727
2013-14*	Iowa State	20-11	.645
2014-15*	Iowa State	18-13	.581
2015-16	Iowa State	13-17	.433
2016-17*	Iowa State	18-13	.581
2017-18	Iowa State	14-17	.451
2018-19	Iowa State	9-2	.818

Toledo: overall (166-53, .758) conf. (94-24, .797)

ISU: overall (488-255, .654) conf. (213-168, .559)

TOTAL: overall (654-308, .678) conf. (307-193, .614)

\*NCAA Tournament

## ⇒ STREAKS AND TRENDS

- Iowa State has hit 200 3-pointers in a season for an NCAA record 15-straight years (2003-04-present). Iowa State netted nine triples in five games this season.
- BRIDGET CARLETON** has connected on a 3-pointer in each of her last 28 games.
- Iowa State is 8-0 at home on the season.
- Iowa State has had six different Cyclones lead the team in scoring on the year and six Cyclones have scored in double figures three or more times.
- Iowa State is 8-0 when three or more student athletes reach double figures.
- The Cyclones hit at least five threes in 201 of the last 228 games.
- Iowa State has hit a 3-pointer in 746-consecutive games. In that time (since Feb. 18, 1995), ISU has hit 5,844 threes. That is equal to 7.82 three-pointers per game for the last 22 years.
- The Cyclones have finished in the upper half of the Big 12 in eight of the last 10 seasons.
- The Cyclones have made 10 of the last 12 NCAA Tournaments, one of just 19 teams nationally to do so.

## ⇒ IOWA STATE TEAM QUICK FACTS

- Iowa State has 14 players on its roster from eight different states (Iowa, Ohio, Minnesota, Utah, Indiana, Tennessee, Texas and Virginia) and four different countries (Canada, Australia, Burundi and Sweden).
- Iowa State returned three starters from last season in Carleton, Wise and Burkhall. In all, Iowa State returns 73.8 percent of its scoring, 70.6 percent of its rebounding and 64.8 percent of its assists for the 2017-18 campaign.
- Carleton was named preseason All-Big 12 for the 2018-19 season and she was also named

# BRIDGET CARLETON

- Named an Honorable Mention All American by the Associated Press.
- Named a Cheryl Miller Award Top-10 Finalist in 2017-18 & is a member of the initial watch list this season.
- Named to the 2018 Wooden Award & Naismith Trophy Watch Lists.
- Was named to the Canadian National Team last summer and competed for Canada Basketball in the FIBA AmeriCup in 2017-18 and the Women's World Cup this season.
- Currently third in the Iowa State career record book in free-throw percentage, connecting on 84.5 percent of her shots at the charity stripe.
- Ranks third all-time in ISU history in career scoring average, netting 15.9 points per game.
- She is a two-time unanimous selection to the All-Big 12 first team.
- She was the only freshman in 2015-16 to earn an honor-



to the Cheryl Miller Award Watch List for the second-straight season.

### ⇒ LAST TIME OUT

- The Iowa State women's basketball team picked up a win over Prairie View A&M on Wednesday, 94-46. Iowa State shot 49.3 percent from the floor and knocked down 10 triples for the third time this season en route to its win. Iowa State improved its home record to 8-0.
- Iowa State placed three in double figures, with **ASHLEY JOENS** leading the way with a career-high 22 points off a perfect 7-of-7 performance from the floor. **KRISTIN SCOTT** stayed on pace with a 16-point performance, while **INES NEZERWA** tallied 11 points in the ISU win.

### ⇒ CARLETON CLIMBING ISU RECORD BOOKS

- Carleton has positioned herself well coming into her senior campaign to continue to climb the ISU record books in multiple categories. Carleton's impact on all sides of the ball and ability to stuff a stat sheet has made her one of the more versatile Cyclones in school history. She enters her senior campaign with 1,382 points, 561 rebounds, 209 assists, 132 steals and 81 blocks. No Cyclone has ever tallied over 1,000 points, 500 rebounds, 200 assists, 100 steals and 100 blocks in their career.

#### CAREER POINTS

7th	Seanna Johnson	1,645
8th	Kelsey Bolte	1,639
9th	Alison Lacey	1,620
10th	<b>Bridget Carleton</b>	<b>1,579</b>

#### CAREER SCORING AVERAGE

1st	Stephannie Smith	16.7
2nd	Angie Welle	16.3
3rd	<b>Bridget Carleton</b>	<b>15.8</b>

#### CAREER REBOUNDING AVERAGE

7th	Megan Taylor/Pat Hodgson	7.3
9th	Janel Grimm/London Reile	7.1
—	<b>Bridget Carleton</b>	<b>6.6</b>

#### BLOCKED SHOTS

2nd	Angie Welle	155
3rd	Brittany Wilkins	102
4th	<b>Bridget Carleton</b>	<b>100</b>

#### STEALS

7th	Etta Burns	170
8th	<b>Bridget Carleton</b>	<b>160</b>



### BIG 12 ROUNDUP- 2018-19

	Big 12	Overall
TCU		9-1
Kansas		9-1
Baylor		8-1
Iowa State		9-2
Texas		9-2
West Virginia		8-2
Oklahoma State		7-2
Texas Tech		7-2
Kansas State		8-3
Oklahoma		3-7
*as of 12/20/18		

### BIG 12 CONFERENCE PLAYER OF THE WEEK

N12	Naomi Davenport, WVU
N19	<b>Bridget Carleton, Iowa State</b>
N26	Jessica Washington, Kansas
D3	Braxtin Miller, Oklahoma State
D10	Kayla Goth, K-State
D17	<b>Bridget Carleton, Iowa State</b>
D26	Jessica Washington, KU
D31	
J7	
J14	
J21	
J28	
F4	
F11	
F18	
F25	
M4	

### BIG 12 CONFERENCE FRESHMAN OF THE WEEK

N12	NaLyssa Smith BU/Taylor Robertson OU
N19	Taylor Robertson OU
N26	Audrey Warren Texas, Madisen Smith WVU
D3	Taylor Robertson, OU
D10	Audrey Warren, Texas
D17	Chrislyn Carr, TTU
D26	Taylor Robertson OU
D31	
J7	
J14	
J21	
J28	
F4	
F11	
F18	
F25	
M4	

### **FOLLOW THE CYCLONES ON CYCLONES.TV**

Cyclones.tv will broadcast 19 home games throughout the 2018-19 season including the exhibition games. In addition to the games, viewers will also get postgame press conferences, Monday press conferences and many other special features during the season.

#### CHANNEL LISTINGS:

W/Digital Cable Box - HD: 798; SD: 165.  
Without Digital Cable Box - SD: 68.2



**IOWA STATE...**

Against non-conference foes: 9-2

Against Big 12 foes: 0-0

Against postseason foes: 0-0

When outrebounds opponent: 7-0

When outrebounded by opponent: 1-2

When rebounds are tied: 1-0

When ahead at half: 8-0

When opponent is ahead at half: 1-2

When game is tied at the half: 0-0

When shoots 50 percent or better: 2-0

When shoots less than 50 percent: 7-2

When shoots better than opponent: 7-0

When shoots worse than opponent: 2-2

When shoots the same as opponent: 0-0

When commits more TO than opponent: 3-1

When commits less TO than opponent: 6-1

When commits same number of TO: 0-0

When scores 69 points or less: 1-1

When scores 70-79 points: 2-1

When scores 80-89 points: 3-0

When scores 90-99 points: 3-0

When scores 100 points or more: 0-0

When opponent scores 69 points or less: 7-1

When opponent scores 70-79 points: 0-1

When opponent scores 80-89 points: 2-0

When opponent scores 90-99 points: 0-0

When opponent scores 100 points: 0-0

When game is decided by five or less points: 2-2

When game is decided by 6-10 points: 2-0

When game is decided by 11 or more points: 5-0

When reaching 40 points first: 7-0

When opponent reaches 40 points first: 1-2

When leading with five minutes left: 9-0

When trailing with five minutes left: 0-1

When game is tied with five minutes left: 0-1

When leading with one minute left: 9-1

When trailing with one minute left: 0-1

When game is tied with one minute left: 0-0

When outscoring opponents' bench: 8-1

When opponents' bench outscores ISU: 0-1

When both benches score same: 1-0

When making more FT than opponent: 6-0

When making less FT than opponent: 2-2

When making same number of FT: 1-0

When making 15 or more free throws: 3-0

When making less than 15 free throws: 6-2

When opponent makes 15 or more FT: 1-1

When opponent makes less than 15 FT: 8-1

At home: 8-0

On the road: 0-2

At neutral sites: 1-0

On Television: 1-0

vs. AP Top-25 Teams: 1-1

vs. AP Top-15 Teams: 0-0

vs. AP Top-10 Teams: 0-0

In Overtime: 0-0

**FREE THROW PERCENTAGE**

1st	Kelsey Bolte	.879 (211-240)
2nd	Jadda Buckley	.867 (326-376)
<b>3rd</b>	<b>Bridget Carleton</b>	<b>.844 (324-384)</b>
4th	Hallie Christofferson	.844 (443-525)

**⇒ CARLETON AMONG NCAA'S ACTIVE LEADERS**

- Bridget Carleton currently ranks 28th in the NCAA among active career leaders in points, with 1,579.
- Carleton has been lights out at the free throw line throughout her career, netting 84.4 percent, which ranks third among the NCAA's active career leaders. She is also 32nd nationally with 324 free throws made.

**⇒ CARLETON NAMED TO SENIOR NATIONAL TEAM**

- Senior Bridget Carleton reached one of her goals earlier in the summer when she was named to Canada's Senior Women's National Team roster for the FIBA AmeriCup. Carleton competed for Canada in the AmeriCup and hopes to make the Olympic roster in the 2020 cycle.
- Carleton was close to making her Olympic dream a reality in 2016, but was named an alternate for Team Canada just prior to the Olympics.

**⇒ JOENS CAPTURES GOLD FOR USA BASKETBALL**

- Iowa State freshman Ashley Joens captured a gold medal with USA Basketball this summer in the FIBA U18 Americas Women's Championship.
- Joens, who was the second-leading scorer for Team USA throughout the tournament, is the first Iowa State women's basketball player to capture a Gold medal with USA Basketball. She also served as the captain for Team USA, averaging 10.7 points, 4.5 rebounds, 2.2 assists and 1.3 steals.

**⇒ REIGNING FROM THREE**

- The 3-point shot continues to be a staple of Iowa State women's basketball in the Fennelly era, with Iowa State knocking down more 3-pointers than anyone in the nation over the course of the last 23 seasons.
- No team in the NCAA has attempted or made as many 3-pointers than Iowa State since the 1995-96 season and Iowa State's 5,772 3-pointers made and 16,396 3-pointers attempted reign supreme.
- Iowa State has also knocked down more 3-pointers per game than anyone in Division I, with 7.84 3's made per game, one more than second-place Villanova (6.83 per game).
- Even more impressive, ISU's 5,783 3's made is over 300 more than second-place UConn's 5,490. However, ISU accomplished the feat in 119 fewer game than the Huskies.
- Over the last 23 seasons, the Cyclones rank seventh in all of D-I in 3-point percentage, making 35.3 percent of their shots from deep.
- The Cyclones own the NCAA's longest streak in NCAA Division I basketball of seasons with 200 or more 3-pointers made. ISU has made 200 3-pointers every year since 2003-04, which is 15 seasons.
- Since 1995-96, Iowa State has netted 200 or more 3's in 20 of its 23 seasons and over 170 schools in NCAA DI have never hit more than 200 3's in a season.

**⇒ CYCLONES MAINTAIN ONE OF LONGEST TENURED STAFFS IN DI**

- The Iowa State women's basketball coaching staff holds one of the longest tenured coaching staffs in the country, ranking third nationally.
- The Iowa State staff of Head coach Bill Fennelly, associate head coach Jodi Steyer, assistants Latoja Schaben and Billy Fennelly along with director of operations Josh Carper have worked together for seven-straight years.
- Their seven-year run sits behind Oklahoma and UCLA with eight-straight years. The Cyclones are tied with Tulane and Texas A&M at seven.

## ⇒ TOP-5 IN ATTENDANCE

- The Cyclones once again finished the season third in attendance nationally with 9,106 fans per game, marking the 10th straight year ISU has finished in the top-5.
- Iowa State has ranked in the top-10 in attendance for 18 straight seasons as well.
- Only South Carolina and Tennessee outdrew the Cyclones in fans per game on the season.

## ⇒ #HILTONMAGIC

- The Cyclones have been phenomenal at home during Fennelly's tenure, compiling a 308-64 record (.826) in Hilton Coliseum, including a 159-5 (.969) mark against regular-season nonconference opponents. Iowa State has gone undefeated at home three times, most recently during the 2004-05 season.

## ⇒ FREE HOOPS

- Iowa State is 20-13 in overtime games under head coach Bill Fennelly and 27-22 overall. In its last overtime game, Iowa State topped Kansas 71-69. ISU has won five of its last six home overtime games, but lost its last two on the road.

## ⇒ ONE OF THE FEW

- Very few women's basketball programs across the country have enjoyed the postseason success the Cyclones have enjoyed over the last 10 years. Iowa State is one of just 19 teams to make 10 of the last 12 NCAA Tournaments.

## WELCOME TO THE FAMILY

- The Iowa State women's basketball program and head coach Bill Fennelly announced the signing of two prep standouts on National Signing Day (11/14/18). Iowa State's signees included the top prospect in the state of Iowa and a recruit from Texas.

- Maggie McGraw, G, 5-10, Indianola, Iowa, Southeast Polk High School
- Gabby McBride, F, 6-2, Roanoke, Texas, Liberty Christian High School

**CAREER RECORD BOOK CHASERS**

	<u>Has</u>	<u>Ranks...</u>
Bridget Carleton	1,579 Points	10th all-time
Bridget Carleton	100 Blocks	4th all-time
Bridget Carleton	.844 FT %	3rd all-time
Bridget Carleton	15.9 scoring average	3rd all-time
Bridget Carleton	160 Steals	8th all-time

**SINGLE-SEASON RECORD BOOK CHASERS**

Has Ranks,...

**TWITTER TRACKER****Tweets from @CycloneWBB...**

- In the first @ncaawbb RPI release of the season, the #Cyclones check in at No. 2 with the No. 16 strength of schedule.

#MadeForThis

- Iowa State is ranked No. 23 in this week's @AP\_Top25 Poll!

- Congratulations to @bridgecarleton on making the Cheryl Miller Award Watchlist for the second-straight season!

-

**NATIONAL POLLS****Associated Press    USA Today Coaches**

Week 7

Week 7

1. UConn	1. UConn
2. Notre Dame	2. Notre Dame
3. Louisville	3. Louisville
4. Mississippi State	4. Mississippi State
5. Maryland	5. Maryland
6. Baylor	6. Baylor
7. Oregon	7. Oregon
8. Stanford	8. Tennessee
9. Tennessee	9. Stanford
10. NC State	10. NC State
11. Oregon State	11. Oregon State
12. Texas	12. Texas
13. Minnesota	13. California
14. California	14. Syracuse
15. Syracuse	15. Iowa
16. Iowa	16. Minnesota
17. Arizona State	17. Marquette
18. Kentucky	18. DePaul
19. Marquette	Kentucky
20. DePaul	20. Arizona State
21. Gonzaga	21. Gonzaga
22. Michigan State	22. Michigan State
23. Texas A&M	23. Miami
24. Miami	24. Texas A&M
25. South Carolina	25. USC

**WHERE IOWA STATE RANKS NATIONALLY (NCAA STATISTICS AS OF 12-23-18)**

CATEGORY	RANK	ACTUAL	NATIONAL LEADER	ACTUAL
Scoring Offense	28	79.9	Oregon	92.6
Scoring Defense	85	59.2	Drexel	47.1
Scoring Margin	19	20.7	Mississippi St.	38.3
Field-Goal Percentage	32	45.6	Baylor	53.4
Field-Goal Percentage Defense	22	34.2	VCU	30.7
Free-Throw Percentage	124	70.4	Oregon	84.0
Rebound Margin	55	6.5	Baylor	20.0
Three-Point Field Goals Per Game	34	8.6	DePaul	13.0
Three-Point Field-Goal Percentage	151	31.5	Oregon St.	43.4
Won-Lost Percentage	41	81.8	Many Teams	100.0
Assists Per Game	45	16.4	Baylor	23.6
Blocked Shots Per Game	30	5.1	New Mexico	7.3
Steals Per Game	170	8.1	Savannah St.	16.5
Turnovers Per Game	78	14.8	UConn	10.7
Personal Fouls Per Game	47	15.0	UConn	11.7
Assist Turnover Ratio	46	1.1	Oregon	1.99
Turnover Margin	102	2.18	Kentucky	11.38
Three Pt FG Defense	94	28.4	Miami (OH)	19.4
Defensive Rebounds per Game	14	30.0	Baylor	5.0
Three-Point Field Goals Attempted	26	302.0	DePaul	446.0
Fewest Turnovers	103	163.0	Wyoming	97.0
Fewest Fouls	60	165.0	Penn	114.0
Free Throw Attempts	160	196.0	2 Teams	301.0
Free Throws Made	137	138.0	Minnesota	202.0
Turnovers Forced	163	17.0	Northwestern St.	28.2
Three-Point Field Goals Made	40	95.0	DePaul	156.0
Assists	61	180.0	Drake	265.0
Blocked Shots	31	56.0	2 Teams	82.0

**2018-19 MISCELLANEOUS STATS****⇒ BENCH SCORING**

	Points PPG	Pct. of Scoring
ISU	294 26.7	31.8
Opp.	183 16.6	24.8

Season High - 44 - vs. Niagara &amp; PVAM

Opponent Season High - 25 vs. Northern Illinois

**⇒ POINTS OFF TURNOVERS**

	Points PPG
ISU	208 18.9
Opp.	143 13.0

Season High - 32 - Niagara

Opp. Season High - 19 - Auburn

**⇒ SECOND-CHANCE POINTS**

	Points PPG
ISU	143 13.0
Opp.	89 8.1

Season High - 21 - North Dakota

Opp. Season High - 13 - Northern Illinois

**⇒ POINTS IN THE PAINT**

	Points PPG
ISU	312 34.7
Opp.	176 19.6

Season High - 55 - Drake

Opp. Season High - 22.0 - Miami

**⇒ FASTBREAK POINTS**

	Points PPG
ISU	68 6.2
Opp.	39 3.5

Season High - 14 - Niagara

Opp. Season High - 5 - Drake/Miami

**⇒ LARGEST LEADS OVERCOME**

15- Auburn

**⇒ LARGEST LEAD OF SEASON**

61 vs. Niagara

**⇒ OPENING TIPOFFS CONTROLLED**

Iowa State	8
Opponents	3

**⇒ 2018-19 DOUBLE-DIGIT EFFORTS**

	Pts.	RB	Ast.	Pts./RB	Pts./Ast.	20+	P/R/A
Burkhill	1	-	-	-	-	-	-
Carleton	10	4	-	4	-	3	-
Camber	1	-	-	-	-	-	-
Joens	7	-	-	-	-	1	-
Nezerwa	4	-	-	-	-	-	-
Scott	7	1	-	1	-	1	-
Wise	4	-	-	-	-	-	-
Middleton	3	-	-	-	-	1	-

**⇒ SHOOTING PERCENTAGE IN A HALF**

High	
ISU	57.5 (19-33) (1st half vs. Niagara)
Opp.	82.3 (14-17) (1st half vs. Auburn)

**⇒ Low**

ISU	24.5 (6-25) (1st half vs. South Dakota)
Opp.	14.8 (4-27) (1st half vs. PVAM)

**⇒ RECORD WITH STARTERS**

9-2 (Wise, Carleton, Burkhill, Middleton, Joens)

**⇒ DOUBLE-DIGIT SCORING RECORDS**

1 player	
2 players	0-2
3 players	4-0
4 players	4-0
5 players	1-0
6 players	

**⇒ STREAKS****All Opponents**

Total	Won 3
Home	Won 8
Road	Lost 2
Neutral	Won 1

**⇒ Big 12 Conference Opponents**

Total	Lost 1
Home	Lost 1
Road	Won 1
Neutral	Lost 1

**⇒ Non-Conference Opponents**

Total	Won 3
Home	Won 11
Road	Lost 5
Neutral	Won 1

**⇒ AP Top-25 ranked Teams**

Total	Lost 1
Home	Won 1
Road	Lost 2
Neutral	Lost 10

• Last win over ranked team: Nov. 18, 2018 - #24 Miami, 75-52

• Last home win over ranked team: Nov. 18, 2018 - #24 Miami, 75-52

• Last road win over ranked team: Jan. 24, 2018 - #19 OSU, 78-69

• Last neutral win over ranked team: Nov. 26, 2010 - #25 TCU, 64-59

**CAREER MISCELLANEOUS STATS****⇒ CAREER PRODUCTION**

Points	Games With					
Player	10-14	15-19	20-29	30+	Pts./Reb.	Pts./Ast.
Burkhill	20	7	2	0	4	0
Carleton	31	26	19	7	13	0
Camber	6	2	1	0	0	0
Joens	3	3	1	0	0	0
Nezerwa	3	1	0	0	0	0
Wise	6	8	1	0	2	0
Johnson	3	0	0	0	0	0
Scott	5	3	1	0	2	0
Middleton	1	1	1	0	0	0

**⇒ Rebounds Games With**

Player	10-14	15-19	20+
Carleton	12	2	0
Burkhill	7	0	0
Wise	1	1	0
Scott	4	0	0

**⇒ Assists Games With**

Player	5-9	10-14	15+
Carleton	15	0	0
Johnson	3	0	0
Middleton	1	0	0

**⇒ GAMES LEADING IOWA STATE IN...**

Scoring	Season	Career
Carleton	7	43
Joens	3	3
Burkhill	0	6
Wise	1	5
Camber	0	1
Nezerwa	1	1

**⇒ Rebounding**

Carleton	6	37
Burkhill	0	11
Scott	6	15
Wise	0	6
Camber	0	2

**⇒ Assists**

Carleton	5	18
Johnson	3	7
Wise	1	2
Scott	0	1
Camber	0	1
Middleton	5	5
Washington	1	1

**⇒ Steals**

Carleton	6	44
Burkhill	0	11
Wise	1	2
Johnson	0	6
Scott	0	1
Camber	1	5
Middleton	2	2

**⇒ Blocks**

Burkhill	0	25
Carleton	6	36
Camber	0	3
Scott	2	9
Wise	3	7
Johnson	0	2
Nezerwa	1	1

**⇒ DOUBLE-DOUBLES**

Carleton	4	13 (13 pt/rbd)
Burkhill	0	4 (4 pt/reb)
Scott	1	2 (1 pt/reb)
Wise	0	2 (2 pt/reb)

**TRIPLE-DOUBLES**

**THE LAST TIME (TEAM)...****Scoring**

Less than 40 points  
39 at Baylor, 1/9/13  
Less than 50  
49 at West Virginia, 1/7/17  
More than 90  
91 vs. Arkansas, 11/9/18  
More than 100  
105 vs. Arkansas State, 11/27/16  
110+ points  
113 vs. IPFW, 11/29/04  
Six players with 10 points  
6 vs. New Orleans, 12/4/16  
(Buckley, Carleton, Burkhall, Durr, Camber, Ricketts)  
Three players with 20 points  
3 at Kansas, 2/9/11  
(Bolte 26, Christofferson 21, Poppens 20)

**Opponent Scoring**

Less than 30 points  
27 vs. Columbia, 12/12/10  
Less than 40  
35 vs. North Dakota, 12/9/18  
Less than 50  
46 vs. Prairie View A&M, 12/19/18  
More than 90  
97 vs. Idaho, 11/28/15  
More than 100  
101 at Oklahoma, 1/15/95  
110+ points  
122 at Drake, 2/23/81

**Margin of Victory**

Won by 1 point  
58-57 at Texas, 1/25/15  
Won by 2 points  
71-69 vs. Kansas, 12/28/17  
Won by 20+  
52 (87-35) vs. North Dakota, 12/9/18  
Back-to-back 20+ points  
23 (75-52) vs. No. 24 Miami, 11/18/18  
26 (85-59) vs. Eastern Michigan, 11/21/18  
Won by 30+ points  
52 (87-35) vs. North Dakota, 12/9/18  
Back-to-back 30+ points  
33 (74-51) vs. Savannah State, 11/22/16  
52 (105-53) vs. Arkansas State, 11/27/16  
Won by 40+  
48 (94-46) vs. Prairie View A&M, 12/19/18  
Back-to-back 40+ points  
46 (73-27) vs. Columbia, 12/12/10  
46 (93-47) vs. Cal State Northridge, 12/20/10  
Won by 50+  
52 (87-35) vs. North Dakota, 12/9/18  
Won by 60+  
60 (95-35) vs. Niagara, 11/9/18  
Won by 70+  
74 (110-36) vs. Simpson, 12/10/75  
30+ halftime lead  
35 (51-16) vs. Alabama State, 12/30/12  
Single-overtime win  
71-69 vs. Kansas, 12/28/17  
Double-overtime win  
84-77 at Colorado, 1/13/10

**Opponent Margin of Victory**

Won by 1 point  
63-62 vs. OSU, 1/31/15  
Won by 2 points  
54-52 at West Virginia, 2/21/15  
Won by 20+  
23 (75-52) vs. TCU, 1/30/18  
Back-to-back 20+ points  
23 (75-52) vs. TCU, 1/30/18  
32 (87-55) vs. TCU, 1/30/18  
Won by 30+  
32 (87-55) at Texas, 1/27/18  
Won by 40+  
40 (89-49) at Baylor, 1/3/17  
Won by 50+  
50 (79-29) at Colorado, 2/19/93  
Won by 60+  
65 (122-57) at Drake, 2/23/81  
Single-overtime win  
85-81 vs. Mississippi State, 12/4/16  
Double-overtime win  
74-67 at Kansas, 1/11/12

**Field Goal Percentage**

Less than 30%  
24.6% vs. Baylor, 1/17/18  
Less than 40%  
39.7% vs. Iowa, 12/5/18  
Better than 40%  
49.3% vs. Prairie View A&M, 12/19/18

Better than 50%  
50.0% vs. Eastern Michigan, 11/21/18  
Better than 60%  
61.0% vs. South Dakota, 11/10/17

**Opponent Field Goal Percentage**

Less than 30%  
29.4% vs. Prairie View A&M, 12/19/18  
Less than 40%  
25.0% vs. North Dakota, 12/9/18  
Better than 40%  
48.3% vs. Drake, 12/16/18  
Better than 50%  
55.2% vs. Texas, 3/3/18  
Better than 60%  
60.0% vs. Oklahoma, 2/27/16

**Free Throw Percentage**

Less than .500  
50.0 (12-24) vs. Auburn, 11/13/18  
Better than .900  
100.0 (10-10) vs. South Dakota, 11/28/18

**Opponent Free Throw Percentage**

Less than .500  
45.5 (5-11) vs. Northern Illinois, 11/11/18  
Better than .900  
91.7 (11-12) vs. Drake, 12/16/18

**Baskets Made**

30+ field goals made  
35 vs. Prairie View A&M, 12/19/18  
10+ 3-point field goals made  
10 vs. Prairie View A&M, 12/19/18  
15+ 3-point field goals made  
15 at Kansas State, 2/3/18  
Did not make a 3-pointer  
(0-0) at Missouri, 2/16/95  
Made 30+ free throws  
(30-35) vs. Texas, 2/22/14  
Attempted 45+ free throws  
(37-49) vs. Iowa, 12/12/13  
Attempted less than five free throws  
(2-4) vs. Baylor 3/4/14

**Opponent Baskets Made**

30+ field goals made  
32 vs. Texas, 3/3/18  
10+ 3-point field goals made  
12 vs. Drake, 12/16/18  
15+ 3-point field goals made  
15 vs. Syracuse\*, 3/18/17  
Did not make a 3-pointer  
(0-3) at Oklahoma, 2/11/09  
Made 30+ free throws  
(30-44) vs. Drake, 12/7/94  
Attempted 45+ free throws  
(32-47) at Nebraska, 2/24/90  
Attempted less than five free throws  
(3-3) vs. Texas State, 11/26/15

**Rebounds**

40+ rebounds  
52 (21 off/31 def) vs. Prairie View A&M, 12/19/18  
50+ rebounds  
52 (21 off/31 def) vs. Prairie View A&M, 12/19/18  
20+ rebounding margin  
+25 (61/38) vs. UMKC, 11/20/17  
30+ rebounding margin  
+31 (62/31) vs. Sacred Heart, 12/21/16

**Opponent Rebounds**

40+ rebounds  
44 (11 off/33 def), vs. Iowa, 12/5/18  
50+ rebounds  
50 (15 off/35 def) at West Virginia, 1/7/18  
20+ rebounding margin  
+39 (64/25) vs. Baylor, 2/20/16

**Steals**

10+ steals  
13 vs. North Dakota, 12/9/18  
More than 15 steals  
18 vs. Niagara, 12/29/08

**Opponent Steals**

10+ steals  
11 vs. Eastern Michigan, 11/21/18  
More than 15 steals  
20 vs. Prairie View A&M, 12/19/18

**Assists**

20+ assists  
20 vs. Arkansas, 12/2/18  
More than 25 assists  
25 vs. Prairie View A&M, 12/19/18

**Opponent Assists**

20+ assists  
24 vs. Drake, 12/16/18  
More than 25 assists  
31 at Baylor, 1/13/15

**Turnovers**

Less than 5 turnovers  
1 vs. Kansas State, 2/24/16  
15+ turnovers  
26 vs. Prairie View A&M, 12/19/18  
25+ turnovers  
26 vs. Prairie View A&M, 12/19/18

**Opponent Turnovers**

Less than 5 turnovers  
4 at Texas A&M, 2/20/08  
15+ turnovers  
17 vs. Drake, 12/16/18  
25+ turnovers  
27 vs. N.C. Central, 12/10/17

**Blocked Shots**

10+ blocked shots  
10 vs. Northern Illinois, 11/11/18

**Opponent Blocked Shots**

10+ blocked shots  
10 vs. Baylor, 1/17/18

**THE LAST TIME (INDIVIDUAL)...****Scoring**

40 points  
41, Lindsey Wilson vs. Colorado, 2/26/03  
30 points  
31, Bridget Carleton vs. Drake, 12/16/18

**Opponent Scoring**

40 points  
41, Brittney Griner, Baylor, 3/3/12  
30 points  
30, Loryn Goodwin, at Oklahoma State, 1/24/18

**Shooting**

10+ field goals  
11, Bridget Carleton vs. Drake, 12/16/18  
15+ field goals  
16, Bridget Carleton at Oklahoma State, 1/24/18

**Opponent Shooting**

10+ field goals  
10, Ariel Atkins vs. Texas, 3/3/18

**3-point Shooting**

5+ 3-point field goals  
5, Ashley Joens vs. Auburn, 11/13/18

**Opponent 3-point Shooting**

5+ 3-point field goals  
5, Malica Monk, vs. Arkansas, 12/2/18

**Miscellaneous**

20+ rebounds  
23, Angie Welle vs. Colorado, 2/9/02  
15+ rebounds  
15, Bridget Carleton vs. Niagara, 11/9/18  
10+ assists  
13, Emily Durr at Kansas State, 2/3/18  
5+ steals  
5, vs. Prairie View A&M, 12/19/18  
5+ blocks  
6, Claire Ricketts at TCU, 2/14/18  
Triple-Double  
14 pts-10 reb-11 ast, Nikki Moody vs. Wyoming, 11/29/14  
Double-Double  
24 points-11 rebounds, Bridget Carleton vs. Arkansas, 12/2/18

**Opponent Miscellaneous**

20+ rebounds  
21, Courtney Paris, Oklahoma, 3/10/07  
15+ rebounds  
16, Megan Gustafson, vs. Iowa, 12/5/18  
10+ assists  
10, Kaylee Page, Kansas State, 2/24/16  
5+ steals  
5, Alexis Peterson, vs. Syracuse\*, 3/18/17  
5+ blocks  
5, Emese Hof, vs. No. 24 Miami, 11/18/18

\*NCAA Tournament Game



## BY QUARTER STATS

## TEAM

TEAM	
Points	39- 3rd quarter vs. Arkansas (12/2/18)
Rebounds	21 - 2nd quarter vs Sacred Heart (12/21/16)
Assists	9 - 3rd quarter vs Kansas State (12/30/15)
Steals	6 - 1st quarter vs Prairie View A&M(12/19/18) 2nd quarter vs Prairie View A&M(12/19/18) 2nd quarter vs. UAPB (12/13/15) 3rd quarter at Oklahoma State (1/20/16)
Blocks	5 - 1st quarter vs Iowa (12/11/15) 1st quarter vs Northern Arizona (12/22/16)
FGM	12 - 3rd quarter vs. Northern Illinois (12/11/16) 1st quarter vs. UCSB (11/11/16)
FGA	23 - 3rd quarter vs. Northern Illinois (12/11/16)
FG%	81.8% - 4th quarter vs. South Dakota (11/13/17)
3PM	7 - 2nd quarter vs Hampton (11/13/15)
3PA	13 - 4th quarter vs Kansas State (2/24/16)
3P%	100% - 2nd quarter vs. New Orleans (12/4/16)
FTM	14 - 4th quarter vs. Oklahoma (1/30/16)
FTA	18 - 4th quarter vs. Oklahoma State (1/24/18)
Turnovers	8 - 2nd quarter at Texas Tech (1/17/16) 1st quarter at Kansas (2/2/16)

## INDIVIDUAL

Points	19 - Bridget Carleton in 4th quarter vs South Dakota (11/10/17)
Rebounds	9 - Madison Wise 1st quarter vs UMKC (11/20/17)
Assists	6 - Jadda Buckley in 2nd quarter vs. Texas Tech (2/17/16) Jadda Buckley in 2nd quarter vs. Texas Tech (3/4/16)
Steals	4- Bridget Carleton 2nd quarter vs Prairie View A&M(12/19/18)
Blocks	5- Bry Fernstrom in 3rd quarter vs Northern Arizona (12/22/15)
FGM	6- Bry Fernstrom in 3rd quarter vs Texas State (11/26/16) Meredith Burkhal in 2nd quarter vs Southern University (12/6/15)
FGA	9 - Emily Durr in 1st quarter vs Kansas State (2/11/17)
3PM	4- Bridget Carleton in 2nd quarter vs UAPB (12/13/15) Jadda Buckley in 2nd quarter vs. Kansas State (12/30/17)
3PA	5- Eight times
FTM	6- Five times
FTA	7- Bry Fernstrom in 3rd quarter vs Kansas (1/9/16)

## OPPONENTS

Fewest Points	2- 2nd quarter vs. Prairie View A&M (12/19/18)
Most Points	36- 4th quarter vs Idaho (11/28/15)
Most Rebounds	20- 1st quarter at Texas Tech (1/4/17)
Least Rebounds	2- 2nd quarter vs. New Orleans (12/4/16)
Most FGM	13- 3rd quarter vs Duke (11/27/15)
Most FGA	22- 2nd quarter vs. UC Riverside (12/17/17) 4th quarter vs. Oklahoma State (1/24/18) 3rd quarter vs Duke (11/27/15)
Least FGM	1- 2nd quarter vs. Prairie View A&M (12/19/18) 3rd quarter vs. K-State (1/10/18) 1st quarter vs Kansas (1/8/17) 4th quarter vs Southern University (12/6/15) 4th quarter vs Alcorn State (12/20/15) 2nd quarter vs Texas State (2/17/16)
Highest FG%	100%- 3rd quarter at Iowa (12/7/16)
Lowest FG%	5.9%- 4th quarter vs Southern University (12/6/15)
Most 3FGM	9- 4th quarter vs Idaho (11/28/15)
Most 3FGA	14- 4th quarter vs Idaho (11/28/15) 1st quarter vs Syracuse (3/18/17)
Most FTM	11- 4th quarter vs TCU (2/13/16)
Most FTA	16- 4th quarter vs. Texas Tech (3/2/18)
Turnovers	9- 3rd quarter vs. Nicholls State (12/21/17)



## MADISON WISE

So. • F • 6-1 • Greenfield, Ind.

### @em\_wise10 Notes

- Named Big 12 Freshman of the Week three times last season.
- Tallied her first-career double-double in her first start vs. UMKC with a game-high 15 points and game-high 15 rebounds.
- Rated a five-star prospect by ESPN HoopGurlz and the No. 42 overall prospect.
- Owns Greenfield Central school records in rebounds (1,091) and blocked shots (3 13).
- Was the fifth player in Indiana history to surpass 2,000 career points and 1,000 rebounds.

### CAREER HIGHS

Points: ..... 21 vs. Oklahoma State (2/10/18)  
 FG: ..... 8 vs. Oklahoma State (2/10/18)  
 FGA: ..... 15 vs. Auburn (11/13/18)  
 3FG: ..... 5 twice (Last vs. Oklahoma State (2/10/18))  
 3FGA: ..... 10 vs. Auburn (11/13/18)  
 FT: ..... 8 vs. South Dakota (11/27/18)  
 FTA: ..... 10 vs. UMKC (11/20/17)  
 OReb: ..... 4 at Texas Tech (1/13/18)  
 DReb: ..... 12 vs. UMKC (11/20/17)  
 Reb: ..... 15 vs. UMKC (11/20/17)  
 PF: ..... 4 vs. Eastern Michigan (11/21/18)  
 Assists: ..... 4 vs. K-State (1/10/18)  
 TO: ..... 4 vs. UMKC (11/20/17)  
 Blocks: ..... 3 vs. Texas Tech (2/17/18)  
 Steals: ..... 3 vs. Niagara (11/9/18)  
 Min: ..... 40 vs. Auburn (11/13/18)

#### ⇒ WISE'S CAREER STATISTICS

Year	GP-GS	Min/Avg	Total		3-Point		Rebounds										
			FG-FGA	Pct	FG-FGA	Pct	FT-FTA	Pct	Off-Def	Tot	Avg	PF-FO	Ast	TO	Blk	Stl	Pts/Avg
2017-18	31-28	854/27.5	97-232	.418	48-116	.414	29-45	.644	33-106	139	4.5	46-1	34	45	15	13	271/8.7
2018-19	11-11	341/31.0	37-97	.381	15-56	.268	15-16	.938	6-37	43	3.9	15-0	15	19	4	9	104/9.5
TOTAL	42-39	1195/28.5	134-329	.407	63-172	.366	44-61	.721	39-143	182	4.3	61-1	49	64	19	22	375/8.9



## RAE JOHNSON

So. • G • 5-7 • Albertville, Minn.

### @raejjohnson Notes

- Averaged 3.6 points, 1.5 rebounds and 1.5 assists in 31 games played last season.
- Rated the top prospect in the state of Minnesota.
- Broke the school's all-time scoring record with 1,730 career points and set the record for three-pointers in a game, with eight. She also sits second in school history in assists.

### CAREER HIGHS

Points: ..... 14 vs. UC Riverside (12/17/17)  
 FG: ..... 5 vs. UC Riverside (12/17/17)  
 FGA: ..... 10 vs. Baylor (1/17/18)  
 3FG: ..... 4 vs. UC Riverside (12/17/17)  
 3FGA: ..... 6 twice (Last vs. Baylor (1/17/18))  
 FT: ..... 4 vs. South Dakota (11/10/17)  
 FTA: ..... 4 vs. South Dakota (11/10/17)  
 OReb: ..... N/A  
 DReb: ..... 7 vs. Arkansas (12/2/18)  
 Reb: ..... 7 vs. Arkansas (12/2/18)  
 PF: ..... 3 twice (Last at UNI (11/14/17))  
 Assists: ..... 9 vs. UC Riverside (12/17/17)  
 TO: ..... 5 vs. UMKC (11/20/17)  
 Blocks: ..... 1 three times (Last vs. Arkansas (12/2/18))  
 Steals: ..... 5 vs. UC Riverside (12/17/17)  
 Min: ..... 33 vs. South Dakota (11/10/17)

#### ⇒ JOHNSON'S CAREER STATISTICS

	Total			3-Point			Rebounds										
Year	GP-GS	Min/Avg	FG-FGA	Pct	FG-FGA	Pct	FT-FTA	Pct	Off-Def	Tot	Avg	PF-FO	Ast	TO	Blk	Stl	Pts/Avg
2017-18	31-4	602/19.4	34-125	.272	25-95	.263	19-24	.792	1-46	47	1.5	61-1	48	41	9	21	112/3.6
2018-19	11-0	186/16.9	8-26	.308	6-23	.261	2-4	.500	1-30	31	2.8	14-0	30	13	2	8	24/2.2
TOTAL	42-4	788/18.8	42-151	.278	31-118	.263	21-28	.750	2-76	78	1.9	75-1	78	54	11	29	136/3.2



## NIA WASHINGTON

Jr. • G • 5-7 • Stafford, Va.

### @ndub\_10 Notes

- Named to the Academic All-Big 12 First Team in 2017-2018.
- Competed in 48 career games for the Cyclones.
- Totaled 18.0 points per contest en route to snagging the Conference Player of the Year award and earning a spot on the all-conference and all-state first team in her junior campaign.
- Competed with Riverdale Baptist in Upper Marlboro, Maryland, in her senior year, which is one of the top private high schools in the nation.
- A McDonald's All-America nominee her senior year.

### CAREER HIGHS

Points:..... 9 twice (Last vs. Arkansas State (11/27/16))  
 FG:..... 3 three times (Last at UNI (11/14/17))  
 FGA:..... 6 vs. Savannah State (11/22/16)  
 3FG:..... 3 twice (Last vs. Arkansas State (11/27/16))  
 3FGA:..... 5 vs. Arkansas State (11/27/16)  
 FT:..... 4 vs. Baylor (2/1/17)  
 FTA:..... 4 vs. Baylor (2/1/17)  
 OReb:..... 1 vs. Delaware State (12/18/16)  
 DReb:..... 2 twice (Last vs. Delaware State (12/18/16))  
 Reb:..... 3 vs. Delaware State (12/18/16)  
 PF:..... 5 vs. Arkansas State (11/27/16)  
 Assists:..... 4 twice (Last vs. NCCU (12/10/17))  
 TO:..... 3 three times (Last vs. Texas (1/27/18))  
 Blocks:..... N/A  
 Steals:..... 2 at UNI (11/14/17)  
 Min:..... 19 four times (Last vs. Prairie View A&M (12/19/18))

#### WASHINGTON'S CAREER STATISTICS

Year	GP-GS	Min/Avg	Total		3-Point		Rebounds							Tot	Avg	PF-FO	Ast	TO	Blk	Stl	Pts/Avg
			FG-FGA	Pct	FG-FGA	Pct	FT-FTA	Pct	Off-Def	Tot	Avg										
2016-17	23-0	183/8.0	15-47	.319	8-24	.333	8-10	.800	2-12	14	0.6	32-1	14	14	0	5			46/2.0		
2017-18	25-0	175/7.0	8-29	.276	6-17	.353	4-6	.667	1-8	9	0.4	20-0	19	21	0	7			26/1.0		
2018-19	7-0	60/8.6	2-7	.286	0-5	.000	2-2	1.000	1-8	9	1.3	5-0	8	6	1	5			6/0.9		
TOTAL	55-0	418/7.6	25-83	.301	14-46	.304	14-18	.778	4-28	32	0.6	57-1	41	41	1	17			78/1.4		



## JADE THURMON

Jr. • G • 5-8 • Lancaster, Texas

### @JadeEssence\_Notes

- Competed for two seasons at Kilgore College and was selected as an NJCAA First-Team All-American, WBCA All-American and an All-Conference and All-Region honoree.
- Led the nation in scoring in 2017-18 at the JUCO level, averaging 23.3 points while tacking on 6.8 rebounds and 4.7 assists per game.

### CAREER HIGHS

Points:..... 5 vs. Niagara (11/9/18)  
 FG:..... 2 vs. Niagara (11/9/18)  
 FGA:..... 3 vs. Prairie View A&M (12/19/18)  
 3FG:..... 1 twice (Last vs. Prairie View A&M (12/19/18))  
 3FGA:..... 2 vs. Prairie View A&M (12/19/18)  
 FT:..... N/A  
 FTA:..... N/A  
 OReb:..... N/A  
 DReb:..... 3 vs. Prairie View A&M (12/19/18)  
 Reb:..... 3 vs. Prairie View A&M (12/19/18)  
 PF:..... 2 vs. Niagara (11/9/18)  
 Assists:..... 3 vs. Prairie View A&M (12/19/18)  
 TO:..... 4 vs. Prairie View A&M (12/19/18)  
 Blocks:..... 1 vs. Prairie View A&M (12/19/18)  
 Steals:..... 3 vs. Prairie View A&M (12/19/18)  
 Min:..... 13 vs. Prairie View A&M (12/19/18)

#### THURMON'S CAREER STATISTICS

		Total		3-Point		Rebounds											
Year	GP-GS	Min/Avg	FG-FGA	Pct	FG-FGA	Pct	FT-FTA	Pct	Off-Def	Tot	Avg	PF-FO	Ast	TO	Blk	Stl	Pts/Avg
2018-19	5-0	39/7.8	6-13	.462	2-3	.667	2-2	1.000	0-5	5	1.0	3-0	8	8	1	5	16/3.2
TOTAL	5-0	39/7.8	6-13	.462	2-3	.667	2-2	1.000	0-5	5	1.0	3-0	8	8	1	5	16/3.2





## ADRIANA CAMBER

Jr. • F • 5-10 • Lund, Sweden

### @CamberAdriana Notes

- Named to the Academic All-Big 12 First Team in 2017-2018.
- Netted six points off 3-of-4 shooting in her debut for the Cyclones.
- Was a member of the Nordic Championship national team in 2013 and 2014 and was named an All-Star.
- Earned All-Star status four times in the Swedish Championship (2012, 2013, 2014, 2016), and won the championship in 2016.
- Was rated a five-star prospect by Blue Star Europe.

### CAREER HIGHS

Points:.....21 vs. Kansas State (2/3/18)  
 FG:.....8 vs. Kansas State (2/3/18)  
 FGA:.....16 vs. Kansas State (2/3/18)  
 3FG:.....5 twice (Last vs. Eastern Michigan (11/21/18))  
 3FGA:.....12 vs. Kansas State (2/3/18)  
 FT:.....1 three times (Last at UNI (11/14/17))  
 FTA:.....2 three times (Last at UNI (11/14/17))  
 OReb:.....4 vs. UMKC (11/20/17)  
 DReb:.....7 twice (Last at WVU (1/7/18))  
 Reb:.....9 vs. Kansas (12/28/17)  
 PF:.....5 vs. Oklahoma (12/31/17)  
 Assists:.....3 vs. Drake (11/30/17)  
 TO:.....4 vs. Kansas State (2/3/18)  
 Blocks:.....2 vs. Northern Illinois (12/11/16)  
 Steals:.....2 at UNI (11/14/17)  
 Min:.....38 at Kansas (2/27/18)

#### CAMBER'S CAREER STATISTICS

	Total			3-Point			Rebounds										
Year	GP-GS	Min/Avg	FG-FGA	Pct	FG-FGA	Pct	FT-FTA	Pct	Off-Def	Tot	Avg	PF-FO	Ast	TO	Blk	Stl	Pts/Avg
2016-17	25-0	187/7.5	23-57	.404	10-29	.345	3-6	.500	4-26	30	1.2	31-0	12	12	9	5	59/2.4
2017-18	31-26	835/26.9	67-200	.335	50-152	.329	7-14	.500	27-90	117	3.8	58-2	24	25	9	17	191/6.2
2018-19	11-0	170/15.5	18-43	.419	14-38	.368	4-7	.571	5-16	21	1.9	14-0	5	5	1	6	54/4.9
TOTAL	67-26	1192/17.8	108-300	.360	74-219	.338	14-27	.519	36-132	168	2.5	103-2	41	42	19	28	304/4.5



## LAUREN MILLS

RFr. • F/C • 6-2 • Hobart, Tasmania, Australia

### Lauren Mills Notes

- Sat out the 2017-18 season, and will compete for the Cyclones as a freshman this season.
- Competed on development teams in her native Australia, representing Tasmania in the U14 through U18 Basketball Championships.
- Has competed at the highest levels in netball in Tasmania over the last several years.
- Is a native of Hobart, Tasmania, Australia and is expected to redshirt the 2017-18 season after joining the Cyclones in late December.

### CAREER HIGHS

Points:.....4 vs. Niagara (11/9/18)  
 FG:.....1 vs. Niagara (11/9/18)  
 FGA:.....1 three times, (Last vs. Prairie View A&M (12/19/18))  
 3FG:.....N/A  
 3FGA:.....N/A  
 FT:.....2 vs. Niagara (11/9/18)  
 FTA:.....2 twice (Last vs. Prairie View A&M (12/19/18))  
 OReb:.....N/A  
 DReb:.....N/A  
 Reb:.....N/A  
 PF:.....N/A  
 Assists:.....N/A  
 TO:.....N/A  
 Blocks:.....N/A  
 Steals:.....N/A  
 Min:.....5 twice (Last vs. Prairie View A&M (12/19/18))

#### MILLS'S CAREER STATISTICS

		Total			3-Point			Rebounds									
Year	GP-GS	Min/Avg	FG-FGA	Pct	FG-FGA	Pct	FT-FTA	Pct	Off-Def	Tot	Avg	PF-FO	Ast	TO	Blk	Stl	Pts/Avg
2018-19	4-0	17/4.3	1-4	.250	0-0	.000	2-4	.500	0-0	0	0.0	0-0	0	2	0	0	4/1.0
TOTAL	4-0	17/4.3	1-4	.250	0-0	.000	2-4	.500	0-0	0	0.0	0-0	0	2	0	0	4/1.0





## INÉS NEZERWA

Sr. • F • 6-3 • Bujumbura, Burundi

### @ines\_nezerwa Notes

- Spent the 2017-18 season at Jacksonville College in Jacksonville, Texas.
- Compiled 18.0 points, 10.5 rebounds and 2.6 assists per game, while shooting 51.7 percent from the floor at Jacksonville College
- Earned NJCAA All-Conference honors and was named an NJCAA All-American in 2017-18. She was also named the NJCAA Region XIV Academic team.

### CAREER HIGHS

Points: ..... 15 vs. Miami (11/18/18)  
 FG: ..... 6 vs. Miami (11/18/18)  
 FGA: ..... 9 twice (Last vs. Miami (11/18/18))  
 3FG: ..... N/A  
 3FGA: ..... N/A  
 FT: ..... 4 vs. Niagara (11/9/18)  
 FTA: ..... 6 twice (Last vs. Auburn (11/13/18))  
 OReb: ..... 3 twice (Last vs. Miami (11/18/18))  
 DReb: ..... 3 vs. Miami (11/18/18)  
 Reb: ..... 6 vs. Miami (11/18/18)  
 PF: ..... 3 three times (Last vs. Miami (11/18/18))  
 Assists: ..... 2 vs. Niagara (11/9/18)  
 TO: ..... 3 at Iowa (12/5/18)  
 Blocks: ..... 3 vs. Northern Illinois (11/11/18)  
 Steals: ..... 1 twice (Last at Iowa (12/5/18))  
 Min: ..... 17 vs. Niagara (11/9/18)

#### ⇨ NEZERWA'S CAREER STATISTICS

Year	GP-GS	Min/Avg	Total		3-Point		FT-FTA	Rebounds				PF-FO	Ast	TO	Blk	Stl	Pts/Avg
			FG-FGA	Pct	FG-FGA	Pct		Pct	Off-Def	Tot	Avg						
2018-19	11-0	100/9.1	24-42	.571	0-0	.000	20-28	.714	19-17	36	3.3	18-0	8	20	7	5	68/6.2
TOTAL	11-0	100/9.1	24-42	.571	0-0	.000	20-28	.714	19-17	36	3.3	18-0	8	20	7	5	68/6.2



## BRIDGET CARLETON

Sr. • G • 6-1 • Chatham, Ontario, Canada

### @bridgetcarleton Notes

- Named Honorable Mention All American by the AP. First Cyclone since 2014 to earn the honor.
- Unanimous selection to the All-Big 12 First-Team in 2016-17 and 2017-18 and was the only freshman to earn honorable mention All-Big 12 in 2015-16.
- Joins Kalani Brown & Brooke McCarty as the only Big 12 players to earn unanimous First-Team honors the last two years. Both have won Big 12 Player of the Year.
- Named to the Cheryl Miller Award Watchlist and was a finalist last season.
- Has won a total of 11 Big 12 Player of the Week honors, which ranks first in school history and seventh in Big 12 history.
- Was named Big 12 Freshman of the Week five times, tying the school record.
- Netted 39 points at No. 19 OSU in 2017-18, which ties for third in school history for points in a single game.
- Named to the Academic All-Big 12 First Team in 2017-2018.
- Ranks third in school history in career free throw percentage. Netted 42-straight free throws before missing one against TTU, which is 18th all-time in the NCAA record book.
- Member of the Canadian Senior Women's National Team.

### CAREER HIGHS

Points: ..... 39 at Oklahoma State (1/24/18)  
 FG: ..... 16 at Oklahoma State (1/24/18)  
 FGA: ..... 27 vs. TCU (1/15/17)  
 3FG: ..... 6 vs. UAPB (12/13/15)  
 3FGA: ..... 15 vs. Drake (11/20/16)  
 FT: ..... 12 vs. Texas Tech (3/2/18)  
 FTA: ..... 13 vs. Texas Tech (3/2/18)  
 OReb: ..... 5 twice (Last vs. Auburn (11/13/18))  
 DReb: ..... 14 vs. TCU (2/13/16)  
 Reb: ..... 19 vs. TCU (2/13/16)  
 PF: ..... 5 five times (Last at WVU (1/7/18))  
 Assists: ..... 8 vs. Auburn (11/13/18)  
 TO: ..... 7 vs. Kansas (12/28/17)  
 Blocks: ..... 5 vs. UMKC (11/20/17)  
 Steals: ..... 5 twice (Last vs. WVU (1/20/18))  
 Min: ..... 42 twice (Last vs. Mississippi State (12/3/16))

#### ⇨ CARLETON'S CAREER STATISTICS

Year	GP-GS	Min/Avg	Total		3-Point		FT-FTA	Rebounds				PF-FO	Ast	TO	Blk	Stl	Pts/Avg
			FG-FGA	Pct	FG-FGA	Pct		Pct	Off-Def	Tot	Avg						
2015-16	27-25	912/33.8	103-306	.337	55-167	.329	62-77	.805	46-136	182	6.7	54-1	47	44	21	25	323/12.0
2016-17	31-30	1019/32.9	155-392	.395	63-185	.341	92-98	.939	52-124	176	5.7	74-3	56	63	31	38	465/15.0
2017-18	31-31	1118/36.1	201-520	.387	65-197	.330	127-154	.825	42-161	203	6.5	77-3	106	96	29	69	594/19.2
2018-19	11-11	362/32.9	67-157	.427	20-63	.317	43-55	.782	26-70	96	8.7	26-1	46	33	19	28	197/17.9
TOTAL	100-97	3411/34.1	526-1375	.383	203-612	.332	324-384	.844	166-491	657	6.6	231-8	255	236	100	160	1579/15.8

**MADDIE FREDERICK**

Fr. • G • 6-0 • Tipp City, Ohio

**@Mfreddd23 Notes**

- Will redshirt the 2018-19 season, and compete for the Cyclones in 2019-20 as a freshman.
- Named Ohio Player of the Year in her senior campaign as well as First-Team All-Ohio.
- A Gatorade Player of the Year nominee and a top-150 prospect on ProspectsNation.com.

**CAREER HIGHS**

Points:	N/A
FG:	N/A
FGA:	N/A
3FG:	N/A
3FGA:	N/A
FT:	N/A
FTA:	N/A
OReb:	N/A
DReb:	N/A
Reb:	N/A
PF:	N/A
Assists:	N/A
TO:	N/A
Blocks:	N/A
Steals:	N/A
Min:	N/A

**⇒ FREDERICK'S CAREER STATISTICS**

Total	3-Point		Rebounds				FT-FTA		Pct Off-Def	Tot	Avg	PF-FO	Ast	TO	Blk	Stl	Pts/Avg
Year	GP-GS	Min/Avg	FG-FGA	Pct	FG-FGA	Pct	FT-FTA										
2017-18																	
TOTAL																	

**ASHLEY JOENS**

Fr. • G • 6-0 • Iowa City, Iowa

**@ashleyjoens Notes**

- Captain of USA Basketball's U18 FIBA Americas Women's Championship team that won a Gold Medal.
- Served at the team's second-leading scorer, averaging 10.7 points, 4.5 rebounds, 2.2 assist and 1.3 steals.
- Rated a five-star prospects on all major recruiting websites, and was ranked No. 19 overall by ESPN, and is the highest-rated recruit to sign with the Cyclones.
- Named Miss Iowa Basketball and Iowa's Gatorade Player of the Year and earned an invite to the Jordan Brand Classic game.

**CAREER HIGHS**

Points:	22 vs. Prairie View A&M (12/19/18)
FG:	7 vs. Prairie View A&M (12/19/18)
FGA:	16 vs. Auburn (11/13/18)
3FG:	5 vs. Auburn (11/13/18)
3FGA:	12 vs. Auburn (11/13/18)
FT:	4 vs. Prairie View A&M (12/19/18)
FTA:	4 vs. Prairie View A&M (12/19/18)
OReb:	2 vs. Niagara (11/9/18)
DReb:	5 vs. Eastern Michigan (11/21/18)
Reb:	6 vs. Eastern Michigan (11/21/18)
PF:	3 twice (Last vs. South Dakota (11/29/18))
Assists:	2 vs. Prairie View A&M (12/19/18)
TO:	2 vs. Auburn (11/13/18)
Blocks:	1 twice (Last vs. Arkansas (12/2/18))
Steals:	1 twice (Last vs. Eastern Michigan (11/21/18))
Min:	32 vs. Arkansas (12/2/18)

**⇒ JOENS'S CAREER STATISTICS**

Total	3-Point		Rebounds				FT-FTA		Pct Off-Def	Tot	Avg	PF-FO	Ast	TO	Blk	Stl	Pts/Avg
Year	GP-GS	Min/Avg	FG-FGA	Pct	FG-FGA	Pct	FT-FTA										
2018-19	11-11	293/26.6	48-101	.475	22-63	.349	11-23		.478	17-31	48	4.4	20-0	4	10	4	7
TOTAL	11-11	293/26.6	48-101	.475	22-63	.349	11-23		.478	17-31	48	4.4	20-0	4	10	4	7



## KRISTIN SCOTT

So. • C • 6-3 • Kasson, Minn.

### @Kristin\_Scott Notes

- Grabbed her first-career double-double against UMKC with 13 points and 14 rebounds.
- Averaged a double-double in her senior campaign in high school with 24.3 points and 12.2 rebounds per game.
- Holds the school record for the most points by any Kasson-Mantorville student-athlete, male or female, with 2,253 career points.
- Also the career rebound leader and blocked a school record 433 shots.
- Rated the top prospect in the state of Minnesota.

### CAREER HIGHS

Points:..... 21 vs. Arkansas (12/2/18)  
 FG:..... 7 twice (Last vs. Northern Illinois (11/11/18))  
 FGA:..... 12 vs. Northern Illinois (11/11/18)  
 3FG:..... 2 at Iowa (12/5/18)  
 3FGA:..... 2 twice (Last vs. UMKC (11/20/17))  
 FT:..... 8 vs. Arkansas (12/2/18)  
 FTA:..... 10 vs. Arkansas (12/2/18)  
 OReb:..... 5 four times (Last vs. Arkansas (12/2/18))  
 DReb:..... 11 vs. UMKC (11/20/17)  
 Reb:..... 14 vs. UMKC (11/20/17)  
 PF:..... 3 vs. UMKC (11/20/17)  
 Assists:..... 1 three times (Last vs. Arkansas (12/2/18))  
 TO:..... 2 at Vanderbilt (12/2/17)  
 Blocks:..... 3 three times (Last vs. Niagara (11/9/18))  
 Steals:..... 2 three times (Last vs. Prairie View A&M (12/19/18))  
 Min:..... 30 at UNI (11/14/17)

#### ⇒ SCOTT'S CAREER STATISTICS

		Total			3-Point			Rebounds									
Year	GP-GS	Min/Avg	FG-FGA	Pct	FG-FGA	Pct	FT-FTA	Pct	Off-Def	Tot	Avg	PF-FO	Ast	TO	Blk	Stl	Pts/Avg
2017-18	30-4	513/17.1	55-146	.377	7-48	.146	26-40	.650	50-106	156	5.2	36-0	9	23	20	11	143/4.8
2018-19	11-0	229/20.8	45-79	.570	8-23	.348	24-33	.727	28-46	74	6.7	19-0	6	7	14	4	122/11.1
TOTAL	41-4	742/18.1	100-225	.444	15-71	.211	50-73	.685	78-152	230	5.6	55-0	15	30	34	15	265/6.5



## MORGAN KANE

Fr. • F • 6-3 • West Jordan, Utah

### Morgan Kane Notes

- Will redshirt the 2018-19 season, and compete for the Cyclones in 2019-20 as a freshman.
- Named Utah's 6A Player of the Year in her senior campaign and also earned First-Team All-State honors and was named Riverton's Outstanding Female Athlete of the Year
- Rated a top-150 prospect on ProspectsNation.com.
- Co-founder of the non-profit organization Pawsitive Pawsibilities which raises money for people with disabilities to own service dogs.

### CAREER HIGHS

Points:..... N/A  
 FG:..... N/A  
 FGA:..... N/A  
 3FG:..... N/A  
 3FGA:..... N/A  
 FT:..... N/A  
 FTA:..... N/A  
 OReb:..... N/A  
 DReb:..... N/A  
 Reb:..... N/A  
 PF:..... N/A  
 Assists:..... N/A  
 TO:..... N/A  
 Blocks:..... N/A  
 Steals:..... N/A  
 Min:..... N/A

#### ⇒ KANE'S CAREER STATISTICS

Year	GP-GS	Min/Avg	Total		3-Point		Pct	FT-FTA	Rebounds				PF-FO	Ast	TO	Blk	Stl	Pts/Avg
			FG-FGA	Pct	FG-FGA	Pct			Pct	Off-Def	Tot	Avg						
TOTAL																		





## MEREDITH BURKHALL

Sr. • F • 6-3 • Urbandale, Iowa

### @MereBurkhall32 Notes

- Named to the Academic All-Big 12 First Team in 2017-2018.
- Earned her first Big 12 Freshman of the Week award after two double-figure scoring games vs. UNI and Southern.
- Started her first two career games as a Cyclone.
- Averaged 16.0 points throughout her high school career at Roosevelt and grabbed school records in points (1,422) and rebounds (755).
- She averaged a double-double her senior year with 20.4 points and 11.4 rebounds.
- Rated the top prospect out of the state of Iowa and was 45th nationally on ProspectsNation.com.

### CAREER HIGHS

Points:.....20 twice (Last vs. Kansas State (2/3/18))  
 FG:.....9 twice (Last vs. NCCU (12/10/17))  
 FGA:.....16 vs. Baylor 2/20/16  
 3FG:.....1 twice (Last vs. Kansas State (2/3/18))  
 3FGA:.....2 vs. Baylor (1/23/16)  
 FT:.....6 vs. Arkansas State (11/27/16)  
 FTA:.....7 vs. Arkansas State (11/27/16)  
 OReb:.....8 vs. Sacred Heart (12/21/16)  
 DReb:.....10 twice (Last vs. Kansas State (2/3/18))  
 Reb:.....13 vs. Kansas State (2/3/18)  
 PF:.....5 three times (Last vs. Baylor (2/1/17))  
 Assists:.....1 twice (Last vs. Oklahoma (1/30/16))  
 TO:.....3 twice (Last vs. Texas Tech (3/4/16))  
 Blocks:.....5 vs. Alcorn State (12/20/15)  
 Steals:.....3 vs. UAPB (12/13/15)  
 Min:.....36 at Texas Tech (1/17/15)

#### BURKHALL'S CAREER STATISTICS

	Total				3-Point			Rebounds									
Year	GP-GS	Min/Avg	FG-FGA	Pct	FG-FGA	Pct	FT-FTA	Pct	Off-Def	Tot	Avg	PF-FO	Ast	TO	Blk	Stl	Pts/Avg
2015-16	30-18	679/22.6	106-244	.434	1-6	.167	39-61	.639	51-86	137	4.6	65-1	11	28	22	18	252/8.4
2016-17	31-28	734/23.7	106-235	.451	5-17	.294	32-39	.821	62-111	173	5.6	85-2	11	24	30	18	249/8.0
2017-18	31-22	606/19.5	78-173	.451	3-13	.231	37-48	.771	65-80	145	4.7	69-1	19	31	18	13	196/6.3
2018-19	11-11	162/14.7	28-49	.571	0-1	.000	4-7	.571	20-19	39	3.5	15-0	9	8	2	5	60/5.5
TOTAL	103-79	2181/21.2	318-701	.454	9-37	.243	112-155	.723	198-296	494	4.8	234-4	50	91	72	54	757/7.3



## ALEXA MIDDLETON

RSr. • G • 5-9 • Murfreesboro, Tenn.

### @AMidd33 Notes

- Transferred from Tennessee, and sat out the 2017-18 season, and will have one year of eligibility remaining.
- Spent three seasons at Tennessee and competed in 97 games for the Lady Vols. Compiled 18 starts while averaging 4.9 points, 1.7 rebounds and 1.6 assists per game.
- In her junior campaign, she led the Lady Vols with 42 3-pointers, while shooting at a team best 38.9 percent clip.

### CAREER HIGHS

Points:.....29 vs. Troy (12/21/16)  
 FG:.....9 vs. Vanderbilt (1/22/17)  
 FGA:.....18 vs. Vanderbilt (1/22/17)  
 3FG:.....7 vs. Troy (12/21/16)  
 3FGA:.....10 vs. Troy (12/21/16)  
 FT:.....5 vs. Alabama (2/19/15)  
 FTA:.....6 vs. James Madison (11/11/16)  
 OReb:.....4 vs. St. Francis (12/3/14)  
 DReb:.....5 Three times  
 Reb:.....7 vs. St. Francis (12/3/14)  
 PF:.....5 at Missouri (1/4/16)  
 Assists:.....11, twice  
 TO:.....5 vs. Troy (12/21/16)  
 Blocks:.....2 vs. Arkansas (2/19/17)  
 Steals:.....5 at James Madison (11/11/16)  
 Min:.....40 vs. Florida (2/23/17)

#### MIDDLETON'S CAREER STATISTICS

		Total			3-Point			Rebounds									
Year	GP-GS	Min/Avg	FG-FGA	Pct	FG-FGA	Pct	FT-FTA	Pct	Off-Def	Tot	Avg	PF-FO	Ast	TO	Blk	Stl	Pts/Avg
2014-15	36-3	483/13.4	12-42	.366	12-42	.286	20-28	.714	18-37	55	1.5	39-0	49	40	1	26	138/3.8
2015-16	29-2	346/11.9	32-84	.381	9-35	.257	14-18	.778	14-20	34	1.2	22-1	41	37	0	17	87/3.0
2016-17	32-13	816/25.5	94-238	.394	42-108	.389	42-108	.389	5-69	74	1.3	44-0	64	59	7	30	253/7.9
2018-19	10-10	224/22.4	37-83	.446	7-23	.304	9-15	.600	3-22	25	2.5	14-0	36	26	1	7	90/9.0
TOTAL	107-28	1869/17.5	216-550	.392	70-208	.337	66-91	.725	40-148	188	1.7	119-1	190	162	9	90	568/5.3



**RADIO/TV CHART**

**1 • Madison Wise**  
6-1 - So. - F  
Greenfield, Ind.  
Greenfield Central



**4 • Rae Johnson**  
5-7 - So. - G  
Albertville, Minn.  
St. Michael Albertville



**10 • Nia Washington**  
NEE-YAH  
5-7 - Jr. - G  
Stafford, Va.  
Riverdale Baptist



**11 • Jade Thurmon**  
5-8 - Jr. - G  
Lancaster, Texas  
Hutchinson CC



**13 • Adriana Camber**  
CAME-burr  
5-10 - Jr. - F  
Lund, Sweden  
Katedralskolan Lund




**14 • Lauren Mills**  
6-2 - RFr. - F/C  
Hobart, Tasmania, Australia  
Rosney College




**15 • Inés Nezerwa**  
6-3 - Sr. - F  
Bujumbura, Burundi  
Jacksonville College



**21 • Bridget Carleton**  
6-1 - Sr. - G  
Chatham, Ontario, Canada  
John McGregor Secondary




**23 • Maddie Frederick**  
6-0 - Fr. - G  
Tipp City, Ohio  
Tippecanoe HS



**24 • Ashley Joens**  
6-0 - Fr. - G  
Iowa City, Iowa  
City HS



**25 • Kristin Scott**  
6-3 - So. - C  
Kasson, Minn.  
Kasson-Mantorville



**31 • Morgan Kane**  
6-3 - Fr. - F  
West Jordan, Utah  
Riverton HS



**32 • Meredith Burkhall**  
6-3 - Sr. - F  
Urbandale, Iowa  
Roosevelt



**33 • Alexa Middleton**  
5-9 - RSr. - G  
Murfreesboro, Tenn.  
Tennessee



**Bill Fennelly**  
FEN-lee  
Head Coach  
23rd Season at ISU  
William Penn '79




**Jodi Steyer**  
STY-er  
Associate Head Coach  
17th Season at ISU  
Colorado State '89



**Latoja Schaben**  
la-TOY-ah  
Assistant Coach  
22nd Season at ISU  
Toledo '94




**Billy Fennelly**  
FEN-lee  
Assistant Coach  
Ninth Season at ISU  
Iowa State '07



**Josh Carper**  
Director of Basketball  
Operations  
11th Season at ISU  
Iowa State '07



**Cassandra Baier**  
Strength and Conditioning/  
Women's Basketball  
Third Season at ISU  
Slippery Rock '07



**Eddie Praley**  
Coordinator of Video Ops  
First Season at ISU

**THE STAT CREW SYSTEM**  
**Iowa State Combined Team Statistics (as of Dec 19, 2018)**  
**All games**

<b>RECORD:</b>	<b>OVERALL</b>	<b>HOME</b>	<b>AWAY</b>	<b>NEUTRAL</b>
ALL GAMES	9-2	8-0	0-2	1-0
CONFERENCE	0-0	0-0	0-0	0-0
NON-CONFERENCE	9-2	8-0	0-2	1-0

#	Player	gp-gs	min	avg	Total		3-Point		F-Throw		Rebounds				pf	dq	a	to	blk	stl	pts	avg
					fg-fga	fg%	3fg-fga	3fg%	ft-fa	ft%	off	def	tot	avg								
21	Carleton, Bridget	11-11	362	32.9	67-157	.427	20-63	.317	43-55	.782	26	70	96	8.7	26	1	46	33	19	28	197	17.9
24	Joens, Ashley	11-11	293	26.6	48-101	.475	22-63	.349	11-23	.478	17	31	48	4.4	20	0	4	10	4	7	129	11.7
25	Scott, Kristin	11-0	229	20.8	45-79	.570	8-23	.348	24-33	.727	28	46	74	6.7	19	0	6	7	14	4	122	11.1
01	Wise, Madison	11-11	341	31.0	37-97	.381	15-56	.268	15-16	.938	6	37	43	3.9	15	0	15	19	4	9	104	9.5
33	Middleton, Alexa	11-11	241	21.9	39-90	.433	8-27	.296	9-15	.600	4	28	32	2.9	16	0	41	29	1	7	95	8.6
15	Nezerwa, Ines	11-0	100	9.1	24-42	.571	0-0	.000	20-28	.714	19	17	36	3.3	18	0	8	20	7	5	68	6.2
32	Burkhal, Meredith	11-11	162	14.7	28-49	.571	0-1	.000	4-7	.571	20	19	39	3.5	15	0	9	8	2	5	60	5.5
13	Camber, Adriana	11-0	170	15.5	18-43	.419	14-38	.368	4-7	.571	5	16	21	1.9	14	0	5	5	1	6	54	4.9
11	Thurmon, Jade	5-0	39	7.8	6-13	.462	2-3	.667	2-2	1.000	0	5	5	1.0	3	0	8	8	1	5	16	3.2
04	Johnson, Rae	11-0	186	16.9	8-26	.308	6-23	.261	2-4	.500	1	30	31	2.8	14	0	30	13	2	8	24	2.2
14	Mills, Lauren	4-0	17	4.3	1-4	.250	0-0	.000	2-4	.500	0	0	0	0.0	0	0	0	2	0	0	4	1.0
10	Washington, Nia	7-0	60	8.6	2-7	.286	0-5	.000	2-2	1.000	1	8	9	1.3	5	0	8	6	1	5	6	0.9
Team											11	28	39					3				
Total.....		11	2200		323-708	.456	95-302	.315	138-196	.704	138	335	473	43.0	165	1	180	163	56	89	879	79.9
Opponents.....		11	2200		234-684	.342	76-268	.284	107-152	.704	127	275	402	36.5	224	4	122	187	31	75	651	59.2

TEAM STATISTICS			ISU	OPP	Date	Opponent	Score	Att.
SCORING			879	651	11-09-18	NIAGARA	w 95-35	9293
Points per game			79.9	59.2	1 11-11-18	NORTHERN ILLINOIS	w 70-60	9266
Scoring margin			+20.7	-	1 11/13/18	AUBURN	w 67-64	9274
FIELD GOALS-ATT			323-708	234-684	1 11/18/18	MIAMI	w 75-52	10064
Field goal pct			.456	.342	11-21-18	vs Eastern Michigan	w 85-59	1021
3 POINT FG-ATT			95-302	76-268	11/28/18	at South Dakota	L 59-64	2364
3-point FG pct			.315	.284	2 12/02/18	ARKANSAS	w 91-82	10097
3-pt FG made per game			8.6	6.9	12/05/18	at Iowa	L 70-73	6289
FREE THROWS-ATT			138-196	107-152	12/09/18	NORTH DAKOTA	w 87-35	9701
Free throw pct			.704	.704	12/16/18	DRAKE	w 86-81	10923
F-Throws made per game			12.5	9.7	12/19/18	PRAIRIE VIEW A&M	w 94-46	9175
REBOUNDS			473	402				
Rebounds per game			43.0	36.5				
Rebounding margin			+6.5	-				
ASSISTS			180	122				
Assists per game			16.4	11.1				
TURNOVERS			163	187				
Turnovers per game			14.8	17.0				
Turnover margin			+2.2	-				
Assist/turnover ratio			1.1	0.7				
STEALS			89	75				
Steals per game			8.1	6.8				
BLOCKS			56	31				
Blocks per game			5.1	2.8				
ATTENDANCE			77793	9674				
Home games-Avg/Game			8-9724	2-4326				
Neutral site-Avg/Game			-	1-1021				

\* - Big 12 Conference game  
1 - Preseason WNIT, Ames, Iowa  
2 - SEC/Big 12 Challenge, Ames, Iowa  
3 - Iowa Corn Cy-Hawk Series, Iowa City, Iowa  
4 - Phillips 66 Big 12 Championship, Oklahoma City, Okla.

Score by Periods	1st	2nd	3rd	4th	Totals
Iowa State	222	208	250	199	879
Opponents	167	140	168	176	651

**THE STAT CREW SYSTEM**  
**Iowa State Team Game-by-Game Comparison (as of Dec 19, 2018)**  
**All games**

Opponent	1st	2nd	Score	Mar	Total FG	FG Pct	3-Pointers	3FG Pct	Free Throws	FT Pct	Rebounds	Assist	T/Over	Block	Steal	Fouls	
NIAGARA	49/12	46/23	95-35	+60	31-57/14-62	.544/.226	9-23/5-23	.391/.217	24-34/2-6	.706/.333	46/31	+15	24/8	13/20	5/3	10/8	13/28
NORTHERN ILLINOIS	41/29	29/31	70-60	+10	30-65/24-78	.462/.308	7-24/7-30	.292/.233	3-7/5-11	.429/.455	52/45	+7	18/7	16/10	10/0	3/9	15/14
AUBURN	29/38	38/26	67-64	+3	23-62/23-56	.371/.411	9-32/8-24	.281/.333	12-24/10-17	.500/.588	42/36	+6	13/10	15/16	3/3	8/6	13/22
MIAMI	37/27	38/25	75-52	+23	28-65/20-64	.431/.313	7-25/2-20	.280/.100	12-19/10-16	.632/.625	42/43	(1)	12/8	14/20	5/7	8/5	16/22
Eastern Michigan	37/29	48/30	85-59	+26	31-62/22-70	.500/.314	11-25/7-27	.440/.259	12-12/8-13	1000/.615	44/36	+8	18/10	22/17	5/1	7/11	19/17
South Dakota	18/35	41/29	59-64	(5)	19-51/20-52	.373/.385	11-34/12-28	.324/.429	10-10/12-16	1000/.750	26/34	(8)	9/15	17/16	4/2	2/6	17/24
ARKANSAS	37/33	54/49	91-82	+9	34-69/26-68	.493/.382	8-29/11-27	.276/.407	15-19/19-25	.789/.760	47/37	+10	20/13	11/7	7/2	1/6	19/22
Iowa	36/40	34/33	70-73	(3)	27-68/26-63	.397/.413	7-29/6-17	.241/.353	9-17/15-15	.529/1000	38/44	(6)	8/14	13/16	2/4	9/6	16/15
NORTH DAKOTA	52/13	35/22	87-35	+52	31-67/15-60	.463/.250	9-25/3-24	.360/.125	16-21/2-5	.762/.400	50/37	+13	19/3	12/22	5/6	13/6	10/18
DRAKE	44/41	42/40	86-81	+5	34-71/29-60	.479/.483	7-26/12-33	.269/.364	11-13/11-12	.846/.917	34/34	-	14/24	11/17	6/1	8/8	14/18
PRAIRIE VIEW A&M	50/10	44/36	94-46	+48	35-71/15-51	.493/.294	10-30/3-15	.333/.200	14-20/13-16	.700/.813	52/25	+27	25/10	19/26	4/2	20/4	13/24

Note: Game totals are displayed in the format TEAM/OPPONENT for each category

**THE STAT CREW SYSTEM**  
**Iowa State Points-Rebounds-Assists (as of Dec 19, 2018)**  
**All games**

Opponent	Date	Score		01 WISE,MADIS	04 JOHNSON,RA	10 WASHINGTON	11 THURMON,JA	13 CAMBER,ADR	14 MILLS,LAUR	15 NEZERWA,IN
NIAGARA	11-09-18	95-35	w	8-0-0	3-4-7	2-2-1	5-1-2	7-3-1	4-0-0	14-5-2
NORTHERN ILLINOIS	11-11-18	70-60	w	12-6-0	0-3-7	DNP	DNP	5-2-1	DNP	5-5-1
AUBURN	11/13/18	67-64	w	13-7-1	1-1-0	0-0-0	DNP	1-0-0	DNP	5-5-0
MIAMI	11/18/18	75-52	w	9-6-3	4-3-3	0-0-1	0-0-0	3-1-0	0-0-0	15-6-0
vs Eastern Michigan	11-21-18	85-59	w	5-3-2	6-2-3	0-1-0	2-1-1	15-4-0	DNP	2-0-1
at South Dakota	11/28/18	59-64	L	19-1-2	0-1-0	0-1-1	DNP	6-2-1	DNP	0-2-0
ARKANSAS	12/02/18	91-82	w	9-3-1	0-7-4	DNP	DNP	0-0-0	DNP	0-0-0
at Iowa	12/05/18	70-73	L	8-5-0	2-3-1	DNP	DNP	0-2-0	DNP	0-0-0
NORTH DAKOTA	12/09/18	87-35	w	4-4-1	5-5-3	2-5-4	6-0-2	8-1-1	0-0-0	11-5-2
DRAKE	12/16/18	86-81	w	10-3-2	0-2-2	DNP	DNP	0-1-0	DNP	5-0-0
PRAIRIE VIEW A&M	12/19/18	94-46	w	7-5-3	3-0-0	2-0-1	3-3-3	9-5-1	0-0-0	11-8-2

Opponent	Date	Score		21 CARLETON,B	24 JOENS,ASHL	25 SCOTT,KRIS	32 BURKHALL,M	33 MIDDLETON,
NIAGARA	11-09-18	95-35	w	14-15-7	16-3-0	9-7-0	6-2-1	7-1-3
NORTHERN ILLINOIS	11-11-18	70-60	w	21-13-6	5-6-0	15-7-0	2-4-1	5-2-2
AUBURN	11/13/18	67-64	w	15-13-8	18-2-0	0-1-0	10-8-0	4-1-4
MIAMI	11/18/18	75-52	w	15-7-3	9-4-0	11-8-0	0-2-0	9-2-2
vs Eastern Michigan	11-21-18	85-59	w	17-9-3	11-6-1	11-11-1	2-2-3	14-3-3
at South Dakota	11/28/18	59-64	L	14-3-1	5-4-1	9-6-0	0-1-0	6-1-3
ARKANSAS	12/02/18	91-82	w	24-11-4	14-4-0	21-7-1	8-8-2	15-4-8
at Iowa	12/05/18	70-73	L	21-2-3	2-6-0	9-8-0	8-2-0	20-2-4
NORTH DAKOTA	12/09/18	87-35	w	18-7-2	11-6-0	10-8-0	9-2-1	3-3-3
DRAKE	12/16/18	86-81	w	31-8-4	16-3-0	11-7-2	6-3-0	7-6-4
PRAIRIE VIEW A&M	12/19/18	94-46	w	7-8-5	22-4-2	16-4-2	9-5-1	5-7-5



**THE STAT CREW SYSTEM**  
**Iowa State Team Game-by-Game (as of Dec 19, 2018)**  
**All games**

TEAM STATISTICS

Opponent	Date	Score		Total		3-Pointers		Free throws		Rebounds				pf	a	t/o	blk	stl	pts	avg
				fg-fga	pct	3fg-fga	pct	ft-fta	pct	off	def	tot	avg							
NIAGARA	11-09-18	95-35	W	31-57	.544	9-23	.391	24-34	.706	12	34	46	46.0	13	24	13	5	10	95	95.0
NORTHERN ILLINOIS	11-11-18	70-60	W	30-65	.462	7-24	.292	3-7	.429	9	43	52	49.0	15	18	16	10	3	70	82.5
AUBURN	11/13/18	67-64	W	23-62	.371	9-32	.281	12-24	.500	16	26	42	46.7	13	13	15	3	8	67	77.3
MIAMI	11/18/18	75-52	W	28-65	.431	7-25	.280	12-19	.632	11	31	42	45.5	16	12	14	5	8	75	76.8
vs Eastern Michigan	11-21-18	85-59	W	31-62	.500	11-25	.440	12-12	1.000	9	35	44	45.2	19	18	22	5	7	85	78.4
at South Dakota	11/28/18	59-64	L	19-51	.373	11-34	.324	10-10	1.000	7	19	26	42.0	17	9	17	4	2	59	75.2
ARKANSAS	12/02/18	91-82	W	34-69	.493	8-29	.276	15-19	.789	14	33	47	42.7	19	20	11	7	1	91	77.4
at Iowa	12/05/18	70-73	L	27-68	.397	7-29	.241	9-17	.529	12	26	38	42.1	16	8	13	2	9	70	76.5
NORTH DAKOTA	12/09/18	87-35	W	31-67	.463	9-25	.360	16-21	.762	15	35	50	43.0	10	19	12	5	13	87	77.7
DRAKE	12/16/18	86-81	W	34-71	.479	7-26	.269	11-13	.846	12	22	34	42.1	14	14	11	6	8	86	78.5
PRAIRIE VIEW A&M	12/19/18	94-46	W	35-71	.493	10-30	.333	14-20	.700	21	31	52	43.0	13	25	19	4	20	94	79.9
Iowa State		879		323-708	.456	95-302	.315	138-196	.704	138	335	473	43.0	165	180	163	56	89	879	79.9
Opponents		651		234-684	.342	76-268	.284	107-152	.704	127	275	402	36.5	224	122	187	31	75	651	59.2

Games played: 11  
Points/game: 79.9  
FG Pct: 45.6  
3FG Pct: 31.5  
FT Pct: 70.4

Rebounds/game: 43.0  
Assists/game: 16.4  
Turnovers/game: 14.8  
Assist/turnover ratio: 1.1  
Steals/game: 8.1  
Blocks/game: 5.1



**2018-19 Bucknell Women's Basketball**  
**Bucknell Combined Team Statistics (as of Dec 19, 2018)**  
**All games**

<b>RECORD:</b>	<b>OVERALL</b>	<b>HOME</b>	<b>AWAY</b>	<b>NEUTRAL</b>
ALL GAMES	9-2	4-0	3-2	2-0
CONFERENCE	0-0	0-0	0-0	0-0
NON-CONFERENCE	9-2	4-0	3-2	2-0

#	Player	gp-gs	min	avg	Total		3-Point		F-Throw		Rebounds								a	to	blk	stl	pts	avg
					fg-fga	fg%	3fg-fga	3fg%	ft-fga	ft%	off	def	tot	avg	pf	dq								
50	Slagus, Kaitlyn	11-11	296	26.9	49-84	.583	15-33	.455	27-33	.818	23	61	84	7.6	23	0	19	23	12	13	140	12.7		
25	Kapp, Abby	11-11	282	25.6	41-92	.446	32-67	.478	7-9	.778	2	28	30	2.7	26	2	13	19	7	19	121	11.0		
20	Walker, Kate	11-11	301	27.4	42-93	.452	9-29	.310	27-33	.818	6	25	31	2.8	21	1	29	24	1	11	120	10.9		
40	Mack, Ellie	11-11	282	25.6	46-94	.489	9-28	.321	12-16	.750	15	59	74	6.7	22	0	30	19	13	11	113	10.3		
02	English, Kyi	11-11	270	24.5	32-76	.421	7-21	.333	25-32	.781	10	22	32	2.9	22	1	34	26	1	20	96	8.7		
23	Johnson, Ally	11-0	189	17.2	24-54	.444	14-33	.424	6-7	.857	5	11	16	1.5	15	0	7	10	1	5	68	6.2		
12	Walls, Marly	11-0	141	12.8	13-34	.382	2-9	.222	19-24	.792	6	20	26	2.4	10	0	14	16	0	4	47	4.3		
11	O'Brien, Taylor	5-0	39	7.8	4-14	.286	1-4	.250	6-6	1.000	1	6	7	1.4	4	0	1	5	0	2	15	3.0		
24	Ceppi, Autumn	10-0	144	14.4	11-30	.367	0-7	.000	6-13	.462	9	15	24	2.4	26	1	10	15	4	10	28	2.8		
04	Hayes, Gia	8-0	53	6.6	7-14	.500	2-5	.400	5-7	.714	0	1	1	0.1	6	0	3	5	0	1	21	2.6		
03	Brugler, Tessa	11-0	94	8.5	7-13	.538	0-2	.000	4-6	.667	3	13	16	1.5	20	0	9	7	4	4	18	1.6		
22	Mikkelsen, Maegan	10-0	58	5.8	2-7	.286	1-2	.500	2-2	1.000	6	8	14	1.4	7	0	0	4	1	1	7	0.7		
13	Dumiak, Rachel	10-0	50	5.0	2-7	.286	1-4	.250	0-0	.000	0	0	0	0.0	1	0	1	2	1	3	5	0.5		
Team											24	22	46				4							
Total.....		11	2199		280-612	.458	93-244	.381	146-188	.777	110	291	401	36.5	203	5	170	179	45	104	799	72.6		
Opponents.....		11	2201		231-630	.367	54-190	.284	114-169	.675	129	241	370	33.6	193	-	119	191	20	86	630	57.3		

<b>TEAM STATISTICS</b>	<b>BUCKNELL</b>	<b>OPP</b>
SCORING	799	630
Points per game	72.6	57.3
Scoring margin	+15.4	-
FIELD GOALS-ATT	280-612	231-630
Field goal pct	.458	.367
3 POINT FG-ATT	93-244	54-190
3-point FG pct	.381	.284
3-pt FG made per game	8.5	4.9
FREE THROWS-ATT	146-188	114-169
Free throw pct	.777	.675
F-Throws made per game	13.3	10.4
REBOUNDS	401	370
Rebounds per game	36.5	33.6
Rebounding margin	+2.8	-
ASSISTS	170	119
Assists per game	15.5	10.8
TURNOVERS	179	191
Turnovers per game	16.3	17.4
Turnover margin	+1.1	-
Assist/turnover ratio	0.9	0.6
STEALS	104	86
Steals per game	9.5	7.8
BLOCKS	45	20
Blocks per game	4.1	1.8
ATTENDANCE	4689	4776
Home games-Avg/Game	4-1172	5-799
Neutral site-Avg/Game	-	2-390

<b>Date</b>	<b>Opponent</b>		<b>Score</b>	<b>Att.</b>
11/06/18	at Monmouth	w	70-32	815
11/11/18	QUINNIPIAC	w	75-58	1215
11/15/18	at Drexel	L	42-64	359
11/18/18	at Syracuse	L	56-70	1409
11/23/18	vs Massachusetts	w	77-58	436
11/24/18	vs Fairfield	w	77-54	344
^ 11/25/18	at Brown	w	91-78	927
11/29/18	at St. Bonaventure	w	77-46	486
12/02/18	IONA	w	81-43	659
12/15/18	RIDER	w	80-59	825
12/18/18	YOUNGSTOWN ST.	w	73-68	1990

\* - Conference game

<b>Score by Periods</b>	<b>1st</b>	<b>2nd</b>	<b>3rd</b>	<b>4th</b>	<b>Totals</b>
Bucknell	210	184	228	177	799
Opponents	153	174	148	155	630

# BOX SCORES

## Official Basketball Box Score -- Game Totals -- Final Statistics Niagara vs Iowa State 11-09-18 12:05 p.m. at Hilton Coliseum - Ames, Iowa

### Niagara 35 • 0-2

#	Player	Total		3-Ptr	FT-FTA	Rebounds			PF	TP	A	TO	Blk	Stl	Min	
		FG-FGA	FG-FGA			Off	Def	Tot								
04	Moore, Jai	* 5-21	2-6	0-0		1	2	3	3	12	0	3	0	1	25	
11	Bryant, Kharysma	* 1-7	0-2	1-2		2	1	3	3	3	1	5	0	0	22	
21	McIntyre, Maggie	* 4-9	3-7	0-0		0	0	0	1	11	3	3	0	1	30	
24	Baughman, Morgan	* 1-3	0-2	0-0		1	0	1	3	2	0	0	0	1	12	
33	Davidson, Dagny	* 1-3	0-0	0-0		2	3	5	5	2	0	2	0	0	20	
00	Pepic, Valentina	0-2	0-0	0-0		0	1	1	1	0	0	1	1	0	10	
01	Edwards, Jordan	0-5	0-3	1-2		0	0	0	3	1	3	0	0	0	22	
10	Yelle, Maddy	0-3	0-1	0-0		1	0	1	1	0	0	0	0	2	11	
12	Ekpiteta, Emerald	1-6	0-0	0-0		5	7	12	1	2	1	1	1	2	30	
15	Gathers, Adila	1-1	0-0	0-0		1	1	2	5	2	0	2	1	1	9	
20	Haar, Ally	0-2	0-2	0-0		0	1	1	2	0	0	2	0	0	8	
23	Grimshaw, Kyra	0-0	0-0	0-2		0	0	0	0	0	0	0	0	0	1	
	Team					1	1	2					1			
Totals		14-62	5-23	2-6		14	17	31	28	35	8	20	3	8	200	
1st - FG %:		2-14	14.3%	2nd:	3-14	21.4%	3rd:	5-16	31.3%	4th:	4-18	22.2%	Game:	14-62	22.6%	Deadball
3FG %:		0-5	0.0%		1-2	50.0%		2-7	28.6%		2-9	22.2%		5-23	21.7%	Rebounds
FT %:		0-0	0.0%		1-2	50.0%		0-0	0.0%		1-4	25.0%		2-6	33.3%	3

### Iowa State 95 • 1-0

#	Player	Total			Rebounds			PF	TP	A	TO	Blk	Stl	Min
		FG-FGA	3G-FGA	FT-FTA	Off	Def	Tot							
01	Wise, Madison	* 2-5	1-4	3-4	0	0	0	1	8	0	1	0	3	22
21	Carleton, Bridget	* 3-10	1-3	7-8	4	11	15	1	14	7	2	1	2	29
24	Joens, Ashley	* 6-11	4-9	0-3	2	1	3	1	16	0	0	0	0	22
32	Burkhall, Meredith	* 3-4	0-0	0-0	0	2	2	0	6	1	0	0	0	14
33	Middleton, Alexa	* 3-4	0-0	1-3	0	1	1	1	7	3	3	0	0	18
04	Johnson, Rae	1-4	1-4	0-0	0	4	4	1	3	7	1	0	2	16
10	Washington, Nia	0-0	0-0	2-2	0	2	2	0	2	1	1	0	0	10
11	Thurmon, Jade	2-2	1-1	0-0	0	1	1	2	5	2	1	0	0	10
13	Camber, Adriana	2-3	1-2	2-2	2	1	3	3	7	1	2	1	1	16
14	Mills, Lauren	1-1	0-0	2-2	0	0	0	0	4	0	0	0	0	5
15	Nezerwa, Ines	5-9	0-0	4-6	3	2	5	3	14	2	2	0	0	17
25	Scott, Kristin	3-4	0-0	3-4	1	6	7	0	9	0	0	3	1	21
	Team				0	3	3							
Totals		31-57	9-23	24-34	12	34	46	13	95	24	13	5	10	200
1st - FG %:		9-15	60.0%	2nd: 10-18	55.6%	3rd: 4-13	30.8%	4th: 8-11	72.7%	Game: 31-57	54.4%	Deadball		
3FG %:		4-7	57.1%	2-8	25.0%	1-5	20.0%	2-3	66.7%	9-23	38.1%	Rebounds		
FT %:		5-8	62.5%	0-1	0.0%	12-17	70.6%	7-8	87.5%	24-34	70.6%	7.1		

Officials: Chris Cooper, Ann Schroeder, Kelly Ternes  
Technical fouls: Niagara-None. Iowa State-None.  
Attendance: 9293  
Preseason WNIT - Round 1  
Fouled Out: Nia: #15 Gathers @6:05 (4); #33 Davidson @4:14 (4)

Score by periods	1st	2nd	3rd	4th	Total
Niagara	4	8	12	11	35
Iowa State	27	22	21	25	95

Last FG - NIAW 4th-01:09, ISU 4th-01:25.  
Largest lead - NIAW None, ISU by 61 4th-01:25.  
NIAW led for 00:00, ISU led for 39:54. Game was tied for 00:06.

## Official Basketball Box Score -- Game Totals -- Final Statistics Auburn vs Iowa State 11/13/18 6:35 p.m. at Hilton Coliseum - Ames, Iowa

### Auburn 64 • 3-1

#	Player	Total			3-Ptr			Rebounds			PF	TP	A	TO	Blk	Stl	Min
		FG-FGA	FG-FGA	FT-FTA	Off	Def	Tot										
00	Daisa Alexander	* 2-5	0-3	0-0	0	2	2	4	4	1	2	0	2	22			
05	Emari Jones	* 4-9	4-8	3-4	3	4	7	4	15	3	2	0	1	39			
20	Unique Thompson	* 7-11	0-0	5-9	4	10	14	3	19	2	2	2	1	36			
23	Crystal Primm	* 3-7	0-1	1-2	0	1	1	2	7	0	2	1	0	34			
33	Janiah McKay	* 5-14	3-5	1-2	0	5	5	4	14	3	4	0	1	36			
01	Robyn Benton	1-6	1-5	0-0	0	0	0	1	3	0	2	0	1	19			
04	Abigail Jackson	1-3	0-1	0-0	0	1	1	2	2	0	0	0	0	4			
10	Kiyae' White	0-0	0-0	0-0	0	0	0	0	0	0	0	0	0	2			
24	Erin Howard	0-1	0-1	0-0	0	0	0	2	0	1	1	0	0	8			
Team					2	4	6										
Totals		23-56	8-24	10-17	9	27	36	22	64	10	16	3	6	200			
1st - FG %: 7-14 50.0%    2nd: 7-13 53.8%    3rd: 3-13 23.1%    4th: 6-16 37.5%    Game: 23-56 41.1%    Deadball																	
3FG %: 1-4 25.0%    4th: 4-8 50.0%    5th: 2-5 40.0%    6th: 3-7 42.9%    7th: 1-2 50.0%    8th: 1-2 50.0%    9th: 1-2 50.0%    10th: 1-2 50.0%																	
FT %: 3-4 75.0%    4-6 66.7%    0-0 0.0%    3-7 42.9%    10-17 58.8%																	

### Iowa State 67 • 3-0

#	Player	Total		3-Ptr	Rebounds			PF	TP	A	TO	Blk	Stl	Min		
		FG-FGA	FG-FGA		Off	Def	Tot									
01	Wise, Madison	* 5-15	3-10	0-0	0	7	7	1	13	1	3	0	1	40-		
21	Carleton, Bridget	* 4-10	1-5	6-10	5	8	13	0	15	8	2	2	1	40-		
24	Joens, Ashley	* 6-16	5-12	1-2	0	2	2	3	18	0	2	1	1	33		
32	Burkhall, Meredith	* 5-8	0-0	0-2	6	2	8	4	10	0	2	0	1	30		
33	Middleton, Alexa	* 2-7	0-2	0-0	0	1	1	0	4	4	2	0	1	26		
04	Johnson, Rae	0-1	0-1	1-2	0	1	1	1	1	0	1	0	1	15		
10	Washington, Nia	0-1	0-1	0-0	0	0	0	0	0	0	1	0	1	1		
13	Camber, Adriana	0-1	0-1	1-2	0	0	0	0	1	0	0	0	0	4		
15	Nezerwa, Ines	1-2	0-0	3-6	2	3	5	3	5	0	1	0	0	6		
25	Scott, Kristin	0-1	0-0	0-0	1	0	1	1	0	0	0	0	1	5		
Team					2	2	4				1					
Totals		23-62	9-32	12-24	16	26	42	13	67	13	15	3	8	200		
1st - FG %:		3-17	17.6%	2nd:	6-15	40.0%	3rd:	6-14	42.9%	4th:	8-16	50.0%	Game:	23-62	37.1%	Deadball
3FG %:		1-10	10.0%		2-7	28.6%		3-8	37.5%		3-7	42.9%		9-32	28.1%	Rebounds
FT %:		6-10	60.0%		2-4	50.0%		1-2	50.0%		3-8	37.5%		12-24	50.0%	8

Officials: Brian Hall, Bryan Enterline, Amy Bonner  
Technical fouls: Auburn-None. Iowa State-None.  
Attendance: 9274  
Preseason WNIT - Semifinal  
Fouled Out: none

Score by periods	1st	2nd	3rd	4th	Total
Auburn	18	20	7	19	64
Iowa State	13	16	16	22	67

## Official Basketball Box Score -- Game Totals -- Final Statistics Northern Illinois vs Iowa State 11-11-18 2:05 p.m. at Hilton Coliseum - Ames, Iowa

### Northern Illinois 60 • 1-1

#	Player	Total			3-Ptr	Rebounds					PF	TP	A	TO	Blk	Stl	Min
		FG-FGA	FG-FGA	FT-FTA		Off	Def	Total									
04	WOODS, Courtney	4-11	0-4	2-3		0	10	10	3	10	0	2	0	0	0	3	26
12	BLACKWELL, Riley	3-10	1-4	0-0		4	5	9	0	7	0	0	0	0	0	0	20
21	VOIGT, Mikayla	5-14	2-7	0-1		0	0	0	0	12	0	0	0	0	0	0	39
23	STARKS, Myia	1-9	0-0	0-1		0	1	1	0	2	3	4	0	0	0	0	26
34	MAY, Ally	2-4	0-0	0-2		4	3	7	0	4	0	1	0	0	0	0	28
01	HODGES, Errin	3-8	1-2	3-4		4	5	9	3	10	2	1	0	3	22		
03	NIKITINAITE, Gabby	4-10	2-4	0-0		0	1	1	2	10	1	0	0	1	11		
05	SALMI, Ninni	0-0	0-0	0-0		0	1	1	0	0	0	0	0	0	0	1	
14	BRANDON, Mikayla	0-1	0-1	0-0		1	0	1	4	0	0	1	0	1	6		
22	POISSON, Janae	2-10	1-8	0-0		0	0	0	2	5	1	1	0	1	14		
24	CASTRO, Paulina	0-0	0-0	0-0		0	0	0	0	0	0	0	0	0	1		
32	WOOLLACOTT, Abby	0-1	0-0	0-0		1	1	2	0	0	0	0	0	0	0	6	
Team						2	2	4									
Totals		24-78	7-30	5-11		16	29	45	14	60	7	10	0	9	200		
1st - FG %:		6-19	31.6%	2nd:	5-20	25.0%	3rd:	7-19	36.8%	4th:	6-20	30.0%	Game:	24-78	30.8%	Deadball	
3FG %:		1-7	14.3%		3-10	30.0%		0-4	0.0%		3-9	33.3%		7-30	23.3%	Rebounds	
FT %:		2-2	100.0%		1-2	50.0%		2-5	40.0%		0-2	0.0%		5-11	45.5%	1	

## IOWA STATE WOMEN'S BASKETBALL • NCAA APPEARANCES: '97, '98, '99, '00, '01, '02, '05, '07, '08, '09, '10, '11, '12, '13, '14, '15, '17



Official Basketball Box Score -- Game Totals -- Final Statistics

## Iowa State vs Eastern Michigan

11-21-18 6 p.m. at Chatham, Ontario, Canada (Health Plex)



## Iowa State 85 • 5-0

		Total			3-Ptr		Rebounds									
#	Player	FG-FGA	FG-FGA	FT-FTA	Off	Def	TP	PF	TP	A	TO	Blk	Stl	Min		
01	Wise, Madison	f	2-5	0-2	1-1	1	2	3	4	5	2	2	0	1	25	
32	Burkhall, Meredith	f	1-3	0-0	0-0	1	1	2	1	2	3	0	0	10		
21	Carleton, Bridget	g	5-14	2-5	5-5	1	8	9	3	17	3	3	4	0	27	
24	Joens, Ashley	g	4-10	1-4	2-2	1	5	6	2	11	1	1	1	0	28	
33	Middleton, Alexa	g	5-7	0-0	4-4	2	1	3	1	14	3	4	0	2	18	
04	Johnson, Rae		2-3	2-3	0-0	0	2	2	0	6	3	1	0	0	17	
10	Washington, Nia		0-1	0-1	0-0	0	1	1	1	0	0	2	0	1	10	
11	Thurmon, Jade		1-2	0-0	0-0	0	1	1	1	2	1	2	0	1	4	
13	Camber, Adriana		5-7	5-7	0-0	0	4	4	2	15	0	0	0	1	29	
15	Nezerwa, Ines		1-2	0-0	0-0	0	0	0	2	2	1	5	0	0	9	
25	Scott, Kristin		5-8	1-3	0-0	3	8	11	2	11	1	2	1	0	23	
Team						0	2	2								
Totals			31-62	11-25	12-12	9	35	44	19	85	18	22	5	7	200	

1st - FG %		75.0%	2nd: 5-15		33.3%	3rd: 11-20		55.0%	4th: 6-15		40.0%	Game: 11-25		50.0%	Rebounds	
3FG %		4.6	FT %		4.4%	4-9		44.4%	3-6		50.0%	11-25		44.0%	Total	
FT %		5.2	3-3		100.0%	7-7		100.0%	0-0		0.0%	12		100.0%	Rebounds	

1st - FG %: 9-12 75.0% 2nd: 5-15 33.3% 3rd: 11-20 55.0% 4th: 6-15 40.0% Game: 31-62 50.0% Deadball Rebounds 0  
 3FG %: 4-6 66.7% 0-4 0.0% 4-9 44.4% 3-6 50.0% 11-25 44.0%  
 FT %: 2-2 100.0% 3-3 100.0% 7-7 100.0% 0-0 0.0% 12-12 100.0%

## Eastern Michigan 59 • 2-1

		Total	3-Ptr	Rebounds											
#	Player	FG-FGA	FG-FGA	FT-FTA	Off	Def	Tot	PF	TP	A	TO	Blk	Stl	Min	
31	ENABULELE, Lorraine	f	0-1	0-0	1	2	3	2	0	2	0	0	0	15	
02	AGOSTO, Juanita	g	3-5	1-1	0-0	2	1	3	1	7	0	3	0	0	8
04	LEWIS, Courtnee	g	6-14	2-5	3-4	0	3	3	4	17	1	4	0	2	36
13	ANNECCHIARICO, Jenn	g	0-12	0-8	0-0	0	4	4	3	0	3	0	0	4	38
20	CARDWELL, Corriane	g	11-23	2-4	1-1	2	5	7	4	25	4	6	0	3	36
14	PINEDA, Natalia		2-8	2-7	1-4	2	0	2	1	7	0	1	1	1	29
21	JOHNSON, Kiara		0-1	0-0	0-0	2	1	3	1	0	0	1	0	1	15
24	JACKSON, Emoni		0-6	0-2	3-4	5	4	9	1	3	0	2	0	0	20
34	DRABICK, Makenna		0-0	0-0	0-0	0	0	0	0	0	0	0	0	0	3
Team						0	2	2							
Totals			22-70	7-27	8-13	14	22	36	17	59	10	17	1	11	200
1st 3FG %		7-16	43.8%	2-7	28.6%	4-9	44.4%	4th: 5-15	33.3%	Game: 7-27	25.9%	31.4%	25.0%	Deadball	
FT %		2-2	100.0%	0-0	0.0%	0-0	0.0%	6-11	54.5%	8-13	61.5%	61.5%	Rebounds		

1st - FG %: 7-16 43.8% 2nd: 5-21 23.8% 3rd: 5-18 27.8% 4th: 5-15 33.3% Game: 22-70 31.4% Deadball Rebounds 4  
 3FG %: 3-8 37.5% 0-7 0.0% 4-9 44.4% 0-3 0.0% 7-27 25.9%  
 FT %: 2-2 100.0% 0-0 0.0% 4-0 0.0% 6-11 54.5% 8-13 61.5%

Officials: Michael McConnell, Zac Brost, Cameron Inouye  
 Technical fouls: Iowa State-None, Eastern Michigan-None.  
 Attendance: 1021

Score by periods	1st	2nd	3rd	4th	Total
Iowa State	24	13	33	15	85
Eastern Michigan	19	10	14	16	59

## Official Basketball Box Score -- Game Totals -- Final Statistics

## Iowa State vs South Dakota

11/28/18 7:05 p.m. at Vermillion, S.D. (Sports Center)

## Iowa State 59 • 5-1

#	Player	Total			3-Ptr		Rebounds			PF	TP	A	TO	Blk	Stl	Min
		FG-FGA	FG-FGA	FT-FTA	FG-FGA	FT-FTA	Off	Def	Tot							
01	Wise, Madison	f	4-8	3-7	8-8	0	1	1	2	19	2	4	0	0	37	
32	Burkhall, Meredith	f	0-0	0-0	0-0	1	0	1	1	0	0	1	0	0	3	
21	Carleton, Bridget	g	5-19	2-10	2-2	1	2	3	4	14	1	3	1	1	39	
24	Joens, Ashley	g	2-5	1-4	0-0	3	1	4	3	5	1	2	0	0	33	
33	Middleton, Alexa	g	2-4	2-4	0-0	0	1	1	1	6	3	3	0	0	26	
04	Johnson, Rae	g	0-2	0-2	0-0	0	1	1	1	0	0	1	0	0	7	
10	Washington, Nia	g	0-0	0-0	0-0	0	1	1	1	0	1	0	0	0	1	
13	Camber, Adriana	g	2-4	2-4	0-0	0	2	2	2	6	1	1	0	1	19	
15	Nezerwa, Ines	g	0-1	0-0	0-0	1	1	2	1	0	0	1	0	1	3	
25	Scott, Kristin	g	4-8	1-3	0-0	1	5	6	1	9	0	1	2	0	32	
Team						0	4	4								
Totals			19-51	11-34	10-10	7	19	26	17	59	9	17	4	2	200	
1st 5FG %: 3-14		21.4%	3rd: 3-10	33.3%	4th: 8-11	72.7%	Game: 19-51			37.3%	Deadball					
2FG %: 1-5		20.0%	3rd: 1-5	20.0%	4th: 4-6	66.7%	11-34			32.3%	Rebounds					
FT %: 2-2		100.0%	3rd: 1-1	100.0%	4th: 7-7	100.0%	10-10			100.0%						

1st - FG %: 3-14 21.4% 2nd: 3-11 27.3% 3rd: 5-15 33.3% 4th: 8-11 72.7% Game: 19-51 37.3% Deadball Rebounds 0  
 3FG %: 1-8 12.5% 3-10 30.0% 3-10 30.0% 4-6 66.7% 11-34 32.4%  
 FT %: 2-2 100.0% 0-0 0.0% 1-1 100.0% 7-7 100.0% 10-10 100.0%

## South Dakota 64 • 6-1

		Total	3-Ptr			Rebounds									
#	Player		FG-GA	FG-GA	FT-FTA	Off	Def	Tot	PF	TP	A	TO	Blk	Stl	
15	Taylor Frederick	f	2-3	1-1	0-0	0	1	1	3	5	0	1	0	0	13
10	Allison Arens	g	3-8	3-4	2-2	3	4	7	4	11	2	4	0	1	40
22	Chloe Lamb	g	3-6	1-3	2-3	0	1	1	4	9	0	0	0	0	37
23	Madison McKeever	g	2-8	1-4	4-4	0	3	3	2	9	4	2	0	2	28
24	Ciara Duffy	g	5-15	5-12	2-2	0	4	4	4	17	4	5	0	0	38
02	Liv Korgable		1-1	1-1	0-0	0	0	0	0	3	1	0	0	0	3
11	Monica Arens		0-2	0-2	0-0	0	3	3	4	0	3	0	0	0	18
34	Hannah Sjerven		4-9	0-1	2-5	4	6	10	3	10	1	4	2	3	23
35	Allison Peplowski		0-0	0-0	0-0	0	0	0	0	0	0	0	0	0	0+
Team						3	2	5							
Totals			20-52	12-28	12-16	10	24	34	24	64	15	16	2	6	200
1st 3FG %: 0-15 33.3%		2nd: 8-15 53.3%	3rd: 3-11 27.3%	4th: 4-11 36.4%	Game: 20-52 38.5%					Deadball Rebounds 51					
FT %: 0-0 0.0%		6-10 60.0%	5-7 71.4%	1-2 50.0%	12-20 60.0%					12-16 75.0%					

1st - FG %: 5-15 33.3% 2nd: 8-15 53.3% 3rd: 3-11 27.3% 4th: 8-11 72.7% Game: 20-52 38.5% Deadball Rebounds 3,1  
 3FG %: 3-8 37.5% 6-10 60.0% 2-7 28.6% 1-3 33.3% 12-28 42.9%  
 FT %: 0-0 0.0% 0-0 0.0% 5-7 71.4% 7-9 77.8% 12-16 75.0%

Officials: Marcus Clayton, Nick Marshall, Ashley Gilpin  
 Technical fouls: Iowa State-TEAM. South Dakota-None.  
 Attendance: 2364

Score by periods	1st	2nd	3rd	4th	Total
Iowa State	9	9	14	27	59
South Dakota	13	22	13	16	64

Points	In Paint	Off T/O	2nd Chance	Fast Break	Bench
ISU	14	13	5	0	15
USD	14	28	3	0	13

Last FG - ISU 4th-01:19, USD 4th-00:57.  
 Largest lead - ISU by 2 1st-09:52, USD by 19 3rd-06:57.  
 ISU led for 03:16. USD led for 36:30. Game was tied for 00:08.

Score tied - 6 times.  
 Lead changed - 1 time.

## Official Basketball Box Score -- Game Totals -- Final Statistics

## Arkansas vs Iowa State

12/02/18 2:05 p.m. at Hilton Coliseum - Ames, Iowa

## Arkansas 82 • 5-3

#	Player	Total			3-Ptr			Rebounds			PF	TP	A	TO	Blk	Stl	Min
		FG-FGA	FG-FGA	FT-FTA	FG-FGA	FG-FGA	FT-FTA	Off	Def	Tot							
03	MONK, Malica	*	8-15	5-8	1-2	0	1	1	4	22	0	0	0	1	24		
10	WILLIAMS, Kiara	*	1-3	0-0	2-2	2	4	6	2	4	1	0	1	2	30		
14	MASON, Jailyn	*	4-10	2-3	0-0	0	4	4	4	10	2	1	0	0	23		
22	ZIMMERMAN, Bailey	*	1-7	1-6	0-0	2	1	3	3	3	2	1	0	0	29		
23	DUNGEE, Chelsea	*	6-17	2-5	13-16	0	5	5	4	27	2	2	0	1	33		
00	GAULDEN, A'Tyanna	*	1-3	0-0	2-2	0	2	2	2	4	3	2	1	1	16		
01	NORTHCROSS-BAKER,	*	0-0	0-0	0-0	0	0	0	0	0	0	0	0	0	2		
02	TOLEFREE, Alexis	*	4-12	1-5	1-2	1	4	5	2	10	2	1	0	0	26		
24	THOMAS, Taylah	*	1-1	0-0	0-1	1	3	4	1	2	1	0	0	1	17		
Team								6	1	7							
Totals			26-68	11-27	19-25	12	25	37	22	82	13	7	2	6	200		
1st - FG %:		4-18	22.2%	2nd: 8-16	50.0%	3rd: 8-19	42.1%	4th: 6-15	40.0%	Game: 26-68		38.2%	Deadball				
FT %:		2-7	28.6%	2-3	66.7%	4-9	44.4%	3-8	37.5%	11-27		40.7%	Rebounds				
FT %:		5-8	62.5%	0-1	0.0%	11-12	91.7%	3-4	50.0%	19-25		76.0%	3				

1st - FG %: 4-18 22.2% 2nd: 8-16 50.0% 3rd: 8-19 42.1% 4th: 6-15 40.0% Game: 26-68 38.2% Deadball Rebounds 3  
 3FG %: 2-7 28.6% 2-3 66.7% 4-9 44.4% 3-8 37.5% 11-27 40.7%  
 FT %: 5-6 83.3% 0-1 0.0% 11-12 91.7% 3-6 50.0% 19-25 76.0%

## Iowa State 91 • 6-1

		Total			3-Ptr			Rebounds									
#	Player	FG-FGA	FG-FGA	FT-FTA	Off	Def	Tot	PF	TP	A	TO	Blk	Stl	Min			
01	Wise, Madison	*	3-7	1-3	2-2	1	2	3	3	9	1	1	0	0	38		
21	Carleton, Bridget	*	8-15	3-6	5-6	5	6	11	1	24	4	5	1	1	37		
24	Joens, Ashley	*	6-12	2-7	0-0	1	3	4		14	0	0	1	0	32		
32	Burkhall, Meredith	*	0-4	0-0	0-0	2	6	8	1	8	2	2	1	0	25		
33	Middleton, Alexa	*	7-14	1-4	0-1	0	4	4	4	15	8	1	1	1	20		
04	Johnson, Rae	*	0-4	0-0	0-0	0	7	2	0	0	2	1	0	1	21		
13	Camber, Adriana	*	0-2	0-2	0-0	0	0	0	0	0	0	0	0	0	9		
14	Nzerwa, Ines	*	0-1	0-0	0-0	0	0	0	0	0	0	0	0	0	1		
25	Scott, Kristin	*	6-10	1-3	8-10	5	2	7	3	21	1	0	2	0	24		
Team						0	3	3									
Totals			34-69	8-29	15-19	14	33	47	19	91	20	11	7	1	200		
1st- FG %: 8-17 47.1% 2nd- 7-18 38.9% 3rd- 14-19 73.7% 4th- 5-15 33.3% Game: 34-69 49.3%																	
3FG %: 2-6 33.3% 2nd- 2-10 20.0% 3rd- 2-6 33.3% 4th- 2-5 40.0% 3rd- 8-29 27.6%																	
Rebounds																	



Official Basketball Box Score -- Game Totals -- Final Statistics

North Dakota vs Iowa State

12/09/18 12:05 p.m. at Hilton Coliseum - Ames, Iowa

North Dakota 35 • 2-7

#	Player	Total		3-Ptr		Rebounds			PF	TP	A TO Blk Stl					Min
		FG	FGA	FG	FGA	FT	FTA	Off Def Tot								
04	MORTON, Jill	* 0-5	0-3	0-0	0 1 1	2	0	0 1 0 1	12							
15	DOOLEY, Faith	* 1-2	0-0	0-2	2 2 4	3	2	0 2 1 0	17							
20	REINKE, Mikayla	* 0-5	0-2	0-0	0 2 2	2	0	0 2 0 0	9							
22	STRAND, Bailey	* 2-5	0-3	0-0	0 2 2	1	4	0 0 0 0	21							
34	KLABO, Lexi	* 3-5	0-0	0-0	1 5 6	1	6	0 2 3 0	27							
01	JARNOT, Jaclyn	1-8	1-4	0-0	0 0 0	2	3	0 0 0 1	16							
03	DAILEY, Melissa	2-11	1-5	0-0	1 2 3	1	5	0 3 0 0	17							
05	LEET, Melissa	0-3	0-2	0-0	0 0 0	1	0	0 1 1 1	5							
10	ORTH, Claire	0-5	0-1	0-0	1 2 3	2	0	0 2 0 1	18							
12	JARNOT, Alaina	2-4	0-2	0-0	0 3 3	2	4	3 6 0 1	26							
24	FLEECES, Julia	3-6	1-2	2-3	0 4 4	1	9	0 2 1 1	27							
54	GORDON, Juliet	1-1	0-0	0-0	1 0 1	0	2	0 0 0 0	5							
Team					5 3 8			1								
Totals		15-60	3-24	2-5	11 26 37	18	35	3 22 6 6	200							
1st FG %:		3-11	27.3%	2nd:	2-14	14.3%	3rd:	6-18	33.3%	4th:	4-17	23.5%	Game:	15-60	25.0%	Deadball
3FG %:		2-6	33.3%		0-4	0.0%		0-7	0.0%		1-7	14.3%		3-24	12.5%	Rebounds
FT %:		1-1	100.0%		0-0	0.0%		1-4	25.0%		0-0	0.0%		2-5	40.0%	1

Iowa State 87 • 7-2

#	Player	Total		3-Ptr		Rebounds			PF	TP	A TO Blk Stl					Min
		FG	FGA	FG	FGA	FT	FTA	Off Def Tot								
01	Wise, Madison	* 2-6	0-2	0-0	1 3 4	0	4	1 0 1 0	22							
21	Carleton, Bridget	* 6-9	3-5	3-4	2 5 7	1	18	2 1 0 7	22							
24	Joens, Ashley	* 4-7	2-5	1-2	2 4 6	0	11	0 1 1 1	12							
32	Burkhall, Meredith	* 4-6	0-0	1-1	1 1 2	3	9	1 0 0 0	14							
33	Middleton, Alexa	* 1-6	0-2	1-1	1 2 3	0	3	3 0 0 1	15							
04	Johnson, Rae	2-4	1-2	0-0	0 5 5	1	5	3 2 1 1	21							
10	Washington, Nia	1-1	0-0	0-0	1 4 5	0	2	4 1 1 1	17							
11	Thurmon, Jade	2-5	0-0	2-2	0 0 0	0	6	2 1 0 1	10							
13	Camber, Adriana	3-8	2-6	0-0	0 1 1	1	8	1 1 0 0	21							
14	Mills, Lauren	0-1	0-0	0-0	0 0 0	0	0	0 2 0 0	5							
15	Nezerwa, Ines	3-6	0-0	5-6	2 3 5	3	11	2 3 1 1	21							
25	Scott, Kristin	3-8	1-3	3-5	4 4 8	1	10	0 0 0 0	20							
Team					1 3 4											
Totals		31-67	9-25	16-21	15 35 50	10	87	19 12 5 13	200							
1st FG %:		8-14	57.1%	2nd:	9-21	42.9%	3rd:	9-19	47.4%	4th:	5-13	38.5%	Game:	31-67	46.3%	Deadball
3FG %:		3-7	42.9%		4-9	44.4%		1-5	20.0%		1-4	25.0%		9-25	36.0%	Rebounds
FT %:		7-10	70.0%		4-5	80.0%		3-4	75.0%		2-2	100.0%		16-21	76.2%	0,1

Officials: Doug Knight, Katie Lukanich, Nykesha Thompson

Technical fouls: North Dakota-None. Iowa State-None.

Attendance: 9701

Fouled Out: none

Score by periods	1st	2nd	3rd	4th	Total
North Dakota	9	4	13	9	35
Iowa State	26	26	22	13	87

Last FG - UND 4th-02:31. ISU 4th-02:12.

Largest lead - UND None. ISU by 52 4th-01:40.

UND led for 00:00. ISU led for 39:18. Game was tied for 00:42.

Score tied - 0 times.

Lead changed - 0 times.

Official Basketball Box Score -- Game Totals -- Final Statistics

Prairie View A&M vs Iowa State

12/19/18 6:35 p.m. at Hilton Coliseum - Ames, Iowa

Prairie View A&M 46 • 3-6

#	Player	Total		3-Ptr		Rebounds			PF	TP	A TO Blk Stl					Min
		FG	FGA	FG	FGA	FT	FTA	Off Def Tot								
05	Shala Dobbins	* 0-3	0-1	3-4	0 0 0	1	3	0 1 0 0	16							
10	Erin Willis	* 0-3	0-0	2-2	1 2 3	2	2	4 5 0 1	26							
12	Dominique Newman	* 2-9	0-3	0-0	0 2 2	2	4	2 2 1 1	33							
20	Ke'Asia Williams	* 1-3	0-0	0-0	2 3 5	5	2	2 0 0 1	28							
23	La'Neique Nealey	* 0-1	0-0	2-2	0 0 0	0	2	1 2 0 0	10							
02	Jordyn Penniman	0-3	0-2	0-0	0 0 0	1	0	1 1 0 0	7							
04	Keayna Tolbert	0-3	0-2	1-2	0 1 1	1	1	0 2 0 0	10							
22	Chelsea Tieuel	3-7	2-5	0-0	0 1 1	1	8	0 1 0 0	14							
24	Artavia Ford	9-16	1-2	3-4	2 5 7	2	22	0 7 0 1	26							
32	Jhyrah Cobb	0-2	0-0	2-2	1 3 4	5	2	0 1 1 0	15							
33	Passion Burrell	0-0	0-0	0-0	0 0 0	0	0	0 0 0 0	4							
40	Mariah Campbell	0-1	0-0	0-0	1 0 1	4	0	0 4 0 0	11							
Team					0 1 1											
Totals		15-51	3-15	13-16	7 18 25	24	46	10 26 2 4	200							
1st FG %:		3-13	23.1%	2nd:	1-14	7.1%	3rd:	6-14	42.9%	4th:	5-10	50.0%	Game:	15-51	29.4%	Deadball
3FG %:		1-3	33.3%		0-3	0.0%		2-5	40.0%		0-4	0.0%		3-15	20.0%	Rebounds
FT %:		1-2	50.0%		0-0	0.0%		5-6	83.3%		7-8	87.5%		13-16	81.3%	0,1

Iowa State 94 • 9-2

#	Player	Total		3-Ptr		Rebounds			PF	TP	A TO Blk Stl					Min
		FG	FGA	FG	FGA	FT	FTA	Off Def Tot								
01	Wise, Madison	* 3-7	0-1	1-1	1 4 5	0	7	3 4 0 1	19							
21	Carleton, Bridget	* 3-9	1-4	0-0	2 6 8	1	7	5 1 1 5	20							
24	Joens, Ashley	* 7-7	4-4	4-5	1 3 4	0	22	2 1 0 1	23							
32	Burkhall, Meredith	* 4-8	0-0	1-2	3 2 5	1	9	1 2 0 1	17							
33	Middleton, Alexa	* 2-7	1-4	0-0	1 6 7	2	5	5 3 0 0	17							
04	Johnson, Rae	1-3	1-3	0-0	0 0 0	2	3	0 0 0 1	13							
10	Washington, Nia	1-4	0-3	0-0	0 0 0	2	2	1 0 0 2	19							
11	Thurmon, Jade	1-3	1-2	0-0	0 3 3	0	3	3 4 1 3	13							
13	Camber, Adriana	3-8	2-7	1-1	2 3 5	2	9	1 1 0 2	23							
14	Mills, Lauren	0-1	0-0	0-2	0 0 0	0	0	0 0 0 0	5							
15	Nezerwa, Ines	4-5	0-0	3-3	6 2 8	0	11	2 2 1 2	16							
25	Scott, Kristin	6-9	0-2	4-6	3 1 4	3	16	2 1 1 2	15							
Team					2 1 3											
Totals		35-71	10-30	14-20	21 31 52	13	94	25 19 4 20	200							
1st FG %:		11-18	61.1%	2nd:	9-22	40.9%	3rd:	8-17	47.1%	4th:	7-14	50.0%	Game:	35-71	49.3%	Deadball
3FG %:		2-5	40.0%		2-10	20.0%		4-9	44.4%		2-6	33.3%		10-30	33.3%	Rebounds
FT %:		3-4	75.0%		3-3	100.0%		6-9	66.7%		2-4	50.0%		14-20	70.0%	2,1

Officials: Felicia Grinter, Kevin Pethlet, Metta Roberts

Technical fouls: Prairie View A&M-None. Iowa State-None.

Attendance: 9175

Fouled Out: PVAM #32 Cobb (2:00, Q4), PVAM #20 Williams (1:26, Q4)

Score by periods	1st	2nd	3rd	4th	Total
Prairie View A&M	8	2	19	17	46
Iowa State	27	23	26	18	94

Last FG - PVAM 4th-01:02. ISU 4th-02:39.

Largest lead - PVAM None. ISU by 53 4th-07:46.

PVAM led for 00:00. ISU led for 39:44. Game was tied for 00:16.

Score tied - 0 times.

Lead changed - 0 times.

Official Basketball Box Score -- Game Totals -- Final Statistics

Drake vs Iowa State

12/16/18 12:05 p.m. at Hilton Coliseum - Ames, Iowa

Drake 81 • 8-3

#	Player	Total			3-Ptr			Rebounds			PF	TP	A TO Blk			Stl	Min	
		FG	FGA	FT	FG	FGA	FT	FTA	Off	Def			Total					
02	Monahan,Maddie	*	0-3		0-2		2-2		0	1	1	2	2	6	2	0	2	23
05	Hittner,Becca		7-13		3-6		3-3		2	2	4	2	20	0	2	0	3	30
20	Dean,Maddy		8-11		5-8		0-0		0	5	5	3	21	4	2	0	0	23
21	Bachrodt,Sammie		2-5		1-4		0-0		2	2	4	1	5	5	3	0	1	32
50	Rhine,Sara	*	8-13		1-4		5-5		0	9	9	1	22	0	1	1	1	32
12	Rose,Brenni		2-8		2-5		0-0		0	2	2	1	6	3	1	0	1	21
15	Woodridge,Allie		0-0		0-0		0-0		0	0	0	3	0	1	1	0	0	7
22	Fuller,Hannah		0-1		0-1		0-0		0	0	0	1	0	1	1	0	0	10
24	Miller,Nicole		2-5		0-3		0-0		1	1	2	0	4	4	0	0	0	15
31	Burich,Monica		0-1		0-0		1-2		2	1	3	3	1	0	3	0	0	6
40	Mertz,Mya		0-0		0-0		0-0		0	0	0	1	0	0	1	0	0	1
	Team								2	2	4							
	Totals		29-60		12-33		11-12		9	25	34	18	81	24	17	1	8	200
1st- FG %: 9-17 52.9%      2nd: 6-13 46.2%      3rd: 7-16 43.8%      4th: 7-14 50.0%      Game: 25-60 43.3%      Deadball																		
3FG: 7-12 58.7%      3PT: 2-8 25.0%      3PT: 2-7 28.6%      3PT: 12-33 36.4%      Rebound:																		
FT: 2-3 66.7%      FT: 1-1 100.0%      FT: 2-2 100.0%      FT: 6-6 100.0%      FT: 11-12 91.7%      1																		
Lower State 8-5 + 8-2																		

**THE STAT CREW SYSTEM**  
**Iowa State Individual Game-by-Game (as of Dec 19, 2018)**  
**All games**

**#01 Wise, Madison**

Opponent	Date	gs	min	Total		3-Pointers		Free throws		Rebounds				pf	a	t/o	blk	stl	pts	avg	
				fg-fga	pct	3fg-fga	pct	ft-fa	pct	off	def	tot	avg								
NIAGARA	11-09-18	*	22	2-5	.400	1-4	.250	3-4	.750	0	0	0	0.0	1	0	1	0	3	8	8.0	
NORTHERN ILLINOIS	11-11-18	*	36	5-11	.455	2-6	.333	0-0	.000	0	6	6	3.0	2	0	1	0	0	12	10.0	
AUBURN	11/13/18	*	40	5-15	.333	3-10	.300	0-0	.000	0	7	7	4.3	1	1	3	0	1	13	11.0	
MIAMI	11/18/18	*	35	4-10	.400	1-5	.200	0-0	.000	1	5	6	4.8	0	3	2	0	1	9	10.5	
vs Eastern Michigan	11-21-18	*	25	2-5	.400	0-2	.000	1-1	1.000	1	2	3	4.4	4	2	2	0	1	5	9.4	
at South Dakota	11/28/18	*	37	4-8	.500	3-7	.429	8-8	1.000	0	1	1	3.8	2	2	4	0	0	19	11.0	
ARKANSAS	12/02/18	*	38	3-7	.429	1-3	.333	2-2	1.000	1	2	3	3.7	3	1	1	0	0	9	10.7	
at Iowa	12/05/18	*	34	3-10	.300	2-8	.250	0-0	.000	0	5	5	3.9	1	0	0	0	0	8	10.4	
NORTH DAKOTA	12/09/18	*	22	2-6	.333	0-2	.000	0-0	.000	1	3	4	3.9	0	1	0	1	0	4	9.7	
DRAKE	12/16/18	*	33	4-13	.308	2-8	.250	0-0	.000	1	2	3	3.8	1	2	1	3	2	10	9.7	
PRAIRIE VIEW A&M	12/19/18	*	19	3-7	.429	0-1	.000	1-1	1.000	1	4	5	3.9	0	3	4	0	1	7	9.5	
Totals			11	341	37-97	.381	15-56	.268	15-16	.938	6	37	43	3.9	15	15	19	4	9	104	9.5

Games played: 11  
Minutes/game: 31.0  
Points/game: 9.5  
FG Pct: 38.1  
3FG Pct: 26.8  
FT Pct: 93.8

Rebounds/game: 3.9  
Assists/game: 1.4  
Turnovers/game: 1.7  
Assist/turnover ratio: 0.8  
Steals/game: 0.8  
Blocks/game: 0.4

**#04 Johnson, Rae**

Opponent	Date	gs	min	Total		3-Pointers		Free throws		Rebounds				pf	a	t/o	blk	stl	pts	avg
				fg-fga	pct	3fg-fga	pct	ft-fa	pct	off	def	tot	avg							
NIAGARA	11-09-18		16	1-4	.250	1-4	.250	0-0	.000	0	4	4	4.0	1	7	1	0	2	3	3.0
NORTHERN ILLINOIS	11-11-18		23	0-0	.000	0-0	.000	0-0	.000	0	3	3	3.5	3	7	3	0	0	0	1.5
AUBURN	11/13/18		15	0-1	.000	0-1	.000	1-2	.500	0	1	1	2.7	1	0	1	0	1	1	1.3
MIAMI	11/18/18		19	1-1	1.000	1-1	1.000	1-2	.500	0	3	3	2.8	1	3	1	0	2	4	2.0
vs Eastern Michigan	11-21-18		17	2-3	.667	2-3	.667	0-0	.000	0	2	2	2.6	0	3	1	0	0	6	2.8
at South Dakota	11/28/18		7	0-2	.000	0-2	.000	0-0	.000	0	1	1	2.3	1	0	1	0	0	0	2.3
ARKANSAS	12/02/18		21	0-4	.000	0-4	.000	0-0	.000	0	7	7	3.0	2	4	2	1	0	0	2.0
at Iowa	12/05/18		13	1-2	.500	0-1	.000	0-0	.000	1	2	3	3.0	1	1	1	0	0	2	2.0
NORTH DAKOTA	12/09/18		21	2-4	.500	1-2	.500	0-0	.000	0	5	5	3.2	1	3	2	1	1	5	2.3
DRAKE	12/16/18		21	0-2	.000	0-2	.000	0-0	.000	0	2	2	3.1	1	2	0	0	1	0	2.1
PRAIRIE VIEW A&M	12/19/18		13	1-3	.333	1-3	.333	0-0	.000	0	0	0	2.8	2	0	0	0	1	3	2.2
Totals		0	186	8-26	.308	6-23	.261	2-4	.500	1	30	31	2.8	14	30	13	2	8	24	2.2

Games played: 11  
Minutes/game: 16.9  
Points/game: 2.2  
FG Pct: 30.8  
3FG Pct: 26.1  
FT Pct: 50.0

Rebounds/game: 2.8  
Assists/game: 2.7  
Turnovers/game: 1.2  
Assist/turnover ratio: 2.3  
Steals/game: 0.7  
Blocks/game: 0.2

**THE STAT CREW SYSTEM**  
**Iowa State Individual Game-by-Game (as of Dec 19, 2018)**  
**All games**

**#10 Washington, Nia**

Opponent	Date	gs	min	Total		3-Pointers		Free throws		Rebounds				pf	a	t/o	blk	stl	pts	avg
				fg-fga	pct	3fg-fga	pct	ft-fa	pct	off	def	tot	avg							
NIAGARA	11-09-18		10	0-0	.000	0-0	.000	2-2	1.000	0	2	2	2.0	0	1	1	0	0	2	2.0
AUBURN	11/13/18		1	0-1	.000	0-1	.000	0-0	.000	0	0	0	1.0	0	0	1	0	1	0	1.0
MIAMI	11/18/18		2	0-0	.000	0-0	.000	0-0	.000	0	0	0	0.7	1	1	1	0	0	0	0.7
vs Eastern Michigan	11-21-18		10	0-1	.000	0-1	.000	0-0	.000	0	1	1	0.8	1	0	2	0	1	0	0.5
at South Dakota	11/28/18		1	0-0	.000	0-0	.000	0-0	.000	0	1	1	0.8	1	1	0	0	0	0	0.4
NORTH DAKOTA	12/09/18		17	1-1	1.000	0-0	.000	0-0	.000	1	4	5	1.5	0	4	1	1	1	2	0.7
PRAIRIE VIEW A&M	12/19/18		19	1-4	.250	0-3	.000	0-0	.000	0	0	0	1.3	2	1	0	0	2	2	0.9
Totals		0	60	2-7	.286	0-5	.000	2-2	1.000	1	8	9	1.3	5	8	6	1	5	6	0.9

Games played: 7  
Minutes/game: 8.6  
Points/game: 0.9  
FG Pct: 28.6  
3FG Pct: 0.0  
FT Pct: 100.0

Rebounds/game: 1.3  
Assists/game: 1.1  
Turnovers/game: 0.9  
Assist/turnover ratio: 1.3  
Steals/game: 0.7  
Blocks/game: 0.1

**#11 Thurmon, Jade**

Opponent	Date	gs	min	Total		3-Pointers		Free throws		Rebounds				pf	a	t/o	blk	stl	pts	avg
				fg-fga	pct	3fg-fga	pct	ft-fa	pct	off	def	tot	avg							
NIAGARA	11-09-18		10	2-2	1.000	1-1	1.000	0-0	.000	0	1	1	1.0	2	2	1	0	0	5	5.0
MIAMI	11/18/18		2	0-1	.000	0-0	.000	0-0	.000	0	0	0	0.5	0	0	0	0	0	0	2.5
vs Eastern Michigan	11-21-18		4	1-2	.500	0-0	.000	0-0	.000	0	1	1	0.7	1	1	2	0	1	2	2.3
NORTH DAKOTA	12/09/18		10	2-5	.400	0-0	.000	2-2	1.000	0	0	0	0.5	0	2	1	0	1	6	3.3
PRAIRIE VIEW A&M	12/19/18		13	1-3	.333	1-2	.500	0-0	.000	0	3	3	1.0	0	3	4	1	3	3	3.2
Totals		0	39	6-13	.462	2-3	.667	2-2	1.000	0	5	5	1.0	3	8	8	1	5	16	3.2

Games played: 5  
Minutes/game: 7.8  
Points/game: 3.2  
FG Pct: 46.2  
3FG Pct: 66.7  
FT Pct: 100.0

Rebounds/game: 1.0  
Assists/game: 1.6  
Turnovers/game: 1.6  
Assist/turnover ratio: 1.0  
Steals/game: 1.0  
Blocks/game: 0.2

**#13 Camber, Adriana**

Opponent	Date	gs	min	Total		3-Pointers		Free throws		Rebounds				pf	a	t/o	blk	stl	pts	avg
				fg-fga	pct	3fg-fga	pct	ft-fa	pct	off	def	tot	avg							
NIAGARA	11-09-18		16	2-3	.667	1-2	.500	2-2	1.000	2	1	3	3.0	3	1	2	1	1	7	7.0
NORTHERN ILLINOIS	11-11-18		19	2-6	.333	1-5	.200	0-0	.000	0	2	2	2.5	2	1	0	0	1	5	6.0
AUBURN	11/13/18		4	0-1	.000	0-1	.000	1-2	.500	0	0	0	1.7	0	0	0	0	0	1	4.3
MIAMI	11/18/18		13	1-2	.500	1-2	.500	0-0	.000	1	0	1	1.5	0	0	0	0	0	3	4.0
vs Eastern Michigan	11-21-18		29	5-7	.714	5-7	.714	0-0	.000	0	4	4	2.0	2	0	0	0	1	15	6.2
at South Dakota	11/28/18		19	2-4	.500	2-4	.500	0-0	.000	0	2	2	2.0	2	1	1	0	1	6	6.2
ARKANSAS	12/02/18		9	0-2	.000	0-2	.000	0-0	.000	0	0	0	1.7	1	0	0	0	0	0	5.3
at Iowa	12/05/18		6	0-1	.000	0-1	.000	0-2	.000	0	2	2	1.8	1	0	0	0	0	0	4.6
NORTH DAKOTA	12/09/18		21	3-8	.375	2-6	.333	0-0	.000	0	1	1	1.7	1	1	1	0	0	8	5.0
DRAKE	12/16/18		11	0-1	.000	0-1	.000	0-0	.000	0	1	1	1.6	0	0	0	0	0	0	4.5
PRAIRIE VIEW A&M	12/19/18		23	3-8	.375	2-7	.286	1-1	1.000	2	3	5	1.9	2	1	1	0	2	9	4.9
Totals		0	170	18-43	.419	14-38	.368	4-7	.571	5	16	21	1.9	14	5	5	1	6	54	4.9

Games played: 11  
Minutes/game: 15.5  
Points/game: 4.9  
FG Pct: 41.9  
3FG Pct: 36.8  
FT Pct: 57.1

Rebounds/game: 1.9  
Assists/game: 0.5  
Turnovers/game: 0.5  
Assist/turnover ratio: 1.0  
Steals/game: 0.5  
Blocks/game: 0.1

**THE STAT CREW SYSTEM**  
**Iowa State Individual Game-by-Game (as of Dec 19, 2018)**  
**All games**

**#14 Mills, Lauren**

Opponent	Date	gs	min	Total		3-Pointers		Free throws		Rebounds				pf	a	t/o	blk	stl	pts	avg
				fg-fga	pct	3fg-fga	pct	ft-fa	pct	off	def	tot	avg							
NIAGARA	11-09-18		5	1-1	1.000	0-0	.000	2-2	1.000	0	0	0	0.0	0	0	0	0	0	4	4.0
MIAMI	11/18/18		2	0-1	.000	0-0	.000	0-0	.000	0	0	0	0.0	0	0	0	0	0	0	2.0
NORTH DAKOTA	12/09/18		5	0-1	.000	0-0	.000	0-0	.000	0	0	0	0.0	0	0	2	0	0	0	1.3
PRAIRIE VIEW A&M	12/19/18		5	0-1	.000	0-0	.000	0-2	.000	0	0	0	0.0	0	0	0	0	0	0	1.0
Totals		0	17	1-4	.250	0-0	.000	2-4	.500	0	0	0	0.0	0	0	2	0	0	4	1.0

Games played: 4  
Minutes/game: 4.3  
Points/game: 1.0  
FG Pct: 25.0  
FT Pct: 50.0

Turnovers/game: 0.5

**#15 Nezerwa, Ines**

Opponent	Date	gs	min	Total		3-Pointers		Free throws		Rebounds				pf	a	t/o	blk	stl	pts	avg
				fg-fga	pct	3fg-fga	pct	ft-fa	pct	off	def	tot	avg							
NIAGARA	11-09-18		17	5-9	.556	0-0	.000	4-6	.667	3	2	5	5.0	3	2	2	0	0	14	14.0
NORTHERN ILLINOIS	11-11-18		8	2-5	.400	0-0	.000	1-3	.333	2	3	5	5.0	0	1	2	3	0	5	9.5
AUBURN	11/13/18		6	1-2	.500	0-0	.000	3-6	.500	2	3	5	5.0	3	0	1	0	0	5	8.0
MIAMI	11/18/18		12	6-9	.667	0-0	.000	3-3	1.000	3	3	6	5.3	3	0	1	0	1	15	9.8
vs Eastern Michigan	11-21-18		9	1-2	.500	0-0	.000	0-0	.000	0	0	0	4.2	2	1	5	0	0	2	8.2
at South Dakota	11/28/18		3	0-1	.000	0-0	.000	0-0	.000	1	1	2	3.8	1	0	1	1	0	0	6.8
ARKANSAS	12/02/18		1	0-1	.000	0-0	.000	0-0	.000	0	0	0	3.3	0	0	0	0	0	0	5.9
at Iowa	12/05/18		3	0-0	.000	0-0	.000	0-0	.000	0	0	0	2.9	1	0	3	0	1	0	5.1
NORTH DAKOTA	12/09/18		21	3-6	.500	0-0	.000	5-6	.833	2	3	5	3.1	3	2	3	1	1	11	5.8
DRAKE	12/16/18		4	2-2	1.000	0-0	.000	1-1	1.000	0	0	0	2.8	2	0	0	1	0	5	5.7
PRAIRIE VIEW A&M	12/19/18		16	4-5	.800	0-0	.000	3-3	1.000	6	2	8	3.3	0	2	2	1	2	11	6.2
Totals		0	100	24-42	.571	0-0	.000	20-28	.714	19	17	36	3.3	18	8	20	7	5	68	6.2

Games played: 11  
Minutes/game: 9.1  
Points/game: 6.2  
FG Pct: 57.1  
FT Pct: 71.4

Rebounds/game: 3.3  
Assists/game: 0.7  
Turnovers/game: 1.8  
Assist/turnover ratio: 0.4  
Steals/game: 0.5  
Blocks/game: 0.6

**#21 Carleton, Bridget**

Opponent	Date	gs	min	Total		3-Pointers		Free throws		Rebounds				pf	a	t/o	blk	stl	pts	avg
				fg-fga	pct	3fg-fga	pct	ft-fa	pct	off	def	tot	avg							
NIAGARA	11-09-18	*	29	3-10	.300	1-3	.333	7-8	.875	4	11	15	15.0	1	7	2	1	2	14	14.0
NORTHERN ILLINOIS	11-11-18	*	40	9-17	.529	3-7	.429	0-0	.000	0	13	13	14.0	3	6	3	4	1	21	17.5
AUBURN	11/13/18	*	40	4-10	.400	1-5	.200	6-10	.600	5	8	13	13.7	0	8	2	2	1	15	16.7
MIAMI	11/18/18	*	36	5-14	.357	1-6	.167	4-7	.571	1	6	7	12.0	3	3	2	3	3	15	16.3
vs Eastern Michigan	11-21-18	*	27	5-14	.357	2-5	.400	5-5	1.000	1	8	9	11.4	3	3	3	4	0	17	16.4
at South Dakota	11/28/18	*	39	5-19	.263	2-10	.200	2-2	1.000	1	2	3	10.0	4	1	3	1	1	14	16.0
ARKANSAS	12/02/18	*	37	8-15	.533	3-6	.500	5-6	.833	5	6	11	10.1	1	4	5	1	1	24	17.1
at Iowa	12/05/18	*	33	8-18	.444	1-6	.167	4-5	.800	0	2	2	9.1	4	3	4	1	3	21	17.6
NORTH DAKOTA	12/09/18	*	22	6-9	.667	3-5	.600	3-4	.750	2	5	7	8.9	1	2	1	0	7	18	17.7
DRAKE	12/16/18	*	39	11-22	.500	2-6	.333	7-8	.875	5	3	8	8.8	5	4	7	1	4	31	19.0
PRAIRIE VIEW A&M	12/19/18	*	20	3-9	.333	1-4	.250	0-0	.000	2	6	8	8.7	1	5	1	1	5	7	17.9
Totals		11	362	67-157	.427	20-63	.317	43-55	.782	26	70	96	8.7	26	46	33	19	28	197	17.9

Games played: 11  
Minutes/game: 32.9  
Points/game: 17.9  
FG Pct: 42.7  
3FG Pct: 31.7  
FT Pct: 78.2

Rebounds/game: 8.7  
Assists/game: 4.2  
Turnovers/game: 3.0  
Assist/turnover ratio: 1.4  
Steals/game: 2.5  
Blocks/game: 1.7

**THE STAT CREW SYSTEM**  
**Iowa State Individual Game-by-Game (as of Dec 19, 2018)**  
**All games**

**#24 Joens, Ashley**

Opponent	Date	gs	min	Total		3-Pointers		Free throws		Rebounds				pf	a	t/o	blk	stl	pts	avg	
				fg-fga	pct	3fg-fga	pct	ft-fa	pct	off	def	tot	avg								
NIAGARA	11-09-18	*	22	6-11	.545	4-9	.444	0-3	.000	2	1	3	3.0	1	0	0	0	0	16	16.0	
NORTHERN ILLINOIS	11-11-18	*	25	2-6	.333	0-4	.000	1-2	.500	1	5	6	4.5	2	0	3	0	0	5	10.5	
AUBURN	11/13/18	*	33	6-16	.375	5-12	.417	1-2	.500	0	2	2	3.7	3	0	2	1	1	18	13.0	
MIAMI	11/18/18	*	30	3-9	.333	1-5	.200	2-5	.400	0	4	4	3.8	1	0	0	1	0	9	12.0	
vs Eastern Michigan	11-21-18	*	28	4-10	.400	1-4	.250	2-2	1.000	1	5	6	4.2	2	1	1	0	1	11	11.8	
at South Dakota	11/28/18	*	33	2-5	.400	1-4	.250	0-0	.000	3	1	4	4.2	3	1	2	0	0	5	10.7	
ARKANSAS	12/02/18	*	32	6-12	.500	2-7	.286	0-0	.000	1	3	4	4.1	4	0	0	1	0	14	11.1	
at Iowa	12/05/18	*	31	1-10	.100	0-6	.000	0-2	.000	5	1	6	4.4	2	0	0	0	2	2	10.0	
NORTH DAKOTA	12/09/18	*	12	4-7	.571	2-5	.400	1-2	.500	2	4	6	4.6	0	0	1	1	1	11	10.1	
DRAKE	12/16/18	*	24	7-8	.875	2-3	.667	0-0	.000	1	2	3	4.4	2	0	0	0	1	16	10.7	
PRAIRIE VIEW A&M	12/19/18	*	23	7-7	1.000	4-4	1.000	4-5	.800	1	3	4	4.4	0	2	1	0	1	22	11.7	
Totals			11	293	48-101	.475	22-63	.349	11-23	.478	17	31	48	4.4	20	4	10	4	7	129	11.7

Games played: 11  
Minutes/game: 26.6  
Points/game: 11.7  
FG Pct: 47.5  
3FG Pct: 34.9  
FT Pct: 47.8

Rebounds/game: 4.4  
Assists/game: 0.4  
Turnovers/game: 0.9  
Assist/turnover ratio: 0.4  
Steals/game: 0.6  
Blocks/game: 0.4

**#25 Scott, Kristin**

Opponent	Date	gs	min	Total		3-Pointers		Free throws		Rebounds				pf	a	t/o	blk	stl	pts	avg	
				fg-fga	pct	3fg-fga	pct	ft-fa	pct	off	def	tot	avg								
NIAGARA	11-09-18		21	3-4	.750	0-0	.000	3-4	.750	1	6	7	7.0	0	0	0	3	1	9	9.0	
NORTHERN ILLINOIS	11-11-18		24	7-12	.583	1-1	1.000	0-0	.000	3	4	7	7.0	1	0	0	2	0	15	12.0	
AUBURN	11/13/18		5	0-1	.000	0-0	.000	0-0	.000	1	0	1	5.0	1	0	0	0	1	0	8.0	
MIAMI	11/18/18		22	4-7	.571	1-3	.333	2-2	1.000	2	6	8	5.8	3	0	1	1	0	11	8.8	
vs Eastern Michigan	11-21-18		23	5-8	.625	1-3	.333	0-0	.000	3	8	11	6.8	2	1	2	1	0	11	9.2	
at South Dakota	11/28/18		32	4-8	.500	1-3	.333	0-0	.000	1	5	6	6.7	1	0	1	2	0	9	9.2	
ARKANSAS	12/02/18		24	6-10	.600	1-3	.333	8-10	.800	5	2	7	6.7	3	1	0	2	0	21	10.9	
at Iowa	12/05/18		23	3-4	.750	2-2	1.000	1-2	.500	1	7	8	6.9	2	0	2	1	0	9	10.6	
NORTH DAKOTA	12/09/18		20	3-8	.375	1-3	.333	3-5	.600	4	4	8	7.0	1	0	0	0	0	10	10.6	
DRAKE	12/16/18		20	4-8	.500	0-3	.000	3-4	.750	4	3	7	7.0	2	2	0	1	0	11	10.6	
PRAIRIE VIEW A&M	12/19/18		15	6-9	.667	0-2	.000	4-6	.667	3	1	4	6.7	3	2	1	1	2	16	11.1	
Totals			0	229	45-79	.570	8-23	.348	24-33	.727	28	46	74	6.7	19	6	7	14	4	122	11.1

Games played: 11  
Minutes/game: 20.8  
Points/game: 11.1  
FG Pct: 57.0  
3FG Pct: 34.8  
FT Pct: 72.7

Rebounds/game: 6.7  
Assists/game: 0.5  
Turnovers/game: 0.6  
Assist/turnover ratio: 0.9  
Steals/game: 0.4  
Blocks/game: 1.3



**THE STAT CREW SYSTEM**  
**Iowa State Individual Game-by-Game (as of Dec 19, 2018)**  
**All games**

**#32 Burkhall, Meredith**

Opponent	Date	gs	min	Total		3-Pointers		Free throws		Rebounds				pf	a	t/o	blk	stl	pts	avg	
				fg-fga	pct	3fg-fga	pct	ft-flt	pct	off	def	tot	avg								
NIAGARA	11-09-18	*	14	3-4	.750	0-0	.000	0-0	.000	0	2	2	2.0	0	1	0	0	1	6	6.0	
NORTHERN ILLINOIS	11-11-18	*	8	1-2	.500	0-0	.000	0-0	.000	3	1	4	3.0	2	1	1	1	1	2	4.0	
AUBURN	11/13/18	*	30	5-8	.625	0-0	.000	0-2	.000	6	2	8	4.7	4	0	2	0	1	10	6.0	
MIAMI	11/18/18	*	6	0-2	.000	0-0	.000	0-0	.000	1	1	2	4.0	0	0	0	0	0	0	4.5	
vs Eastern Michigan	11-21-18	*	10	1-3	.333	0-0	.000	0-0	.000	1	1	2	3.6	1	3	0	0	0	2	4.0	
at South Dakota	11/28/18	*	3	0-0	.000	0-0	.000	0-0	.000	1	0	1	3.2	1	0	1	0	0	0	3.3	
ARKANSAS	12/02/18	*	15	4-4	1.000	0-0	.000	0-0	.000	2	6	8	3.9	1	2	2	1	0	8	4.0	
at Iowa	12/05/18	*	28	3-6	.500	0-1	.000	2-2	1.000	1	1	2	3.6	1	0	0	0	1	8	4.5	
NORTH DAKOTA	12/09/18	*	14	4-6	.667	0-0	.000	1-1	1.000	1	1	2	3.4	3	1	0	0	0	9	5.0	
DRAKE	12/16/18	*	17	3-6	.500	0-0	.000	0-0	.000	1	2	3	3.4	1	0	0	0	0	6	5.1	
PRAIRIE VIEW A&M	12/19/18	*	17	4-8	.500	0-0	.000	1-2	.500	3	2	5	3.5	1	1	2	0	1	9	5.5	
Totals			11	162	28-49	.571	0-1	.000	4-7	.571	20	19	39	3.5	15	9	8	2	5	60	5.5

Games played: 11  
Minutes/game: 14.7  
Points/game: 5.5  
FG Pct: 57.1  
3FG Pct: 0.0  
FT Pct: 57.1

Rebounds/game: 3.5  
Assists/game: 0.8  
Turnovers/game: 0.7  
Assist/turnover ratio: 1.1  
Steals/game: 0.5  
Blocks/game: 0.2

**#33 Middleton, Alexa**

Opponent	Date	gs	min	Total		3-Pointers		Free throws		Rebounds				pf	a	t/o	blk	stl	pts	avg	
				fg-fga	pct	3fg-fga	pct	ft-fa	pct	off	def	tot	avg								
NIAGARA	11-09-18	*	18	3-4	.750	0-0	.000	1-3	.333	0	1	1	1.0	1	3	3	0	0	7	7.0	
NORTHERN ILLINOIS	11-11-18	*	17	2-6	.333	0-1	.000	1-2	.500	0	2	2	1.5	0	2	3	0	0	5	6.0	
AUBURN	11/13/18	*	26	2-7	.286	0-2	.000	0-0	.000	0	1	1	1.3	0	4	2	0	1	4	5.3	
MIAMI	11/18/18	*	21	4-9	.444	1-3	.333	0-0	.000	0	2	2	1.5	4	2	4	0	1	9	6.3	
vs Eastern Michigan	11-21-18	*	18	5-7	.714	0-0	.000	4-4	1.000	2	1	3	1.8	1	3	4	0	2	14	7.8	
at South Dakota	11/28/18	*	26	2-4	.500	2-4	.500	0-0	.000	0	1	1	1.7	1	3	3	0	0	6	7.5	
ARKANSAS	12/02/18	*	23	7-14	.500	1-4	.250	0-1	.000	0	4	4	2.0	4	8	1	1	0	15	8.6	
at Iowa	12/05/18	*	29	8-17	.471	2-4	.500	2-4	.500	0	2	2	2.0	3	4	3	0	2	20	10.0	
NORTH DAKOTA	12/09/18	*	15	1-6	.167	0-2	.000	1-1	1.000	1	2	3	2.1	0	3	0	0	1	3	9.2	
DRAKE	12/16/18	*	31	3-9	.333	1-3	.333	0-0	.000	0	6	6	2.5	0	4	3	0	0	7	9.0	
PRAIRIE VIEW A&M	12/19/18	*	17	2-7	.286	1-4	.250	0-0	.000	1	6	7	2.9	2	5	3	0	0	5	8.6	
Totals			11	241	39-90	.433	8-27	.296	9-15	.600	4	28	32	2.9	16	41	29	1	7	95	8.6

Games played: 11  
Minutes/game: 21.9  
Points/game: 8.6  
FG Pct: 43.3  
3FG Pct: 29.6  
FT Pct: 60.0

Rebounds/game: 2.9  
Assists/game: 3.7  
Turnovers/game: 2.6  
Assist/turnover ratio: 1.4  
Steals/game: 0.6  
Blocks/game: 0.1

**THE STAT CREW SYSTEM**  
**Iowa State Individual Game-by-Game (as of Dec 19, 2018)**  
**All games**

**#TM TEAM**

Opponent	Date	gs	min	Total		3-Pointers		Free throws		Rebounds				pf	a	t/o	blk	stl	pts	avg
				fg-fga	pct	3fg-fga	pct	ft-fa	pct	off	def	tot	avg							
NIAGARA	11-09-18		0	0-0	.000	0-0	.000	0-0	.000	0	3	3	3.0	0	0	0	0	0	0	0.0
NORTHERN ILLINOIS	11-11-18		0	0-0	.000	0-0	.000	0-0	.000	0	4	4	3.5	0	0	0	0	0	0	0.0
AUBURN	11/13/18		0	0-0	.000	0-0	.000	0-0	.000	2	2	4	3.7	0	0	1	0	0	0	0.0
MIAMI	11/18/18		0	0-0	.000	0-0	.000	0-0	.000	2	1	3	3.5	0	0	2	0	0	0	0.0
vs Eastern Michigan	11-21-18		0	0-0	.000	0-0	.000	0-0	.000	0	2	2	3.2	0	0	0	0	0	0	0.0
at South Dakota	11/28/18		0	0-0	.000	0-0	.000	0-0	.000	0	4	4	3.3	0	0	0	0	0	0	0.0
ARKANSAS	12/02/18		0	0-0	.000	0-0	.000	0-0	.000	0	3	3	3.3	0	0	0	0	0	0	0.0
at Iowa	12/05/18		0	0-0	.000	0-0	.000	0-0	.000	4	4	8	3.9	0	0	0	0	0	0	0.0
NORTH DAKOTA	12/09/18		0	0-0	.000	0-0	.000	0-0	.000	1	3	4	3.9	0	0	0	0	0	0	0.0
DRAKE	12/16/18		0	0-0	.000	0-0	.000	0-0	.000	0	1	1	3.6	0	0	0	0	0	0	0.0
PRAIRIE VIEW A&M	12/19/18		0	0-0	.000	0-0	.000	0-0	.000	2	1	3	3.5	0	0	0	0	0	0	0.0
Totals		0	0	0-0	.000	0-0	.000	0-0	.000	11	28	39	3.5	0	0	3	0	0	0	0.0

Games played: 11

Rebounds/game: 3.5  
Turnovers/game: 0.3